



President's Message

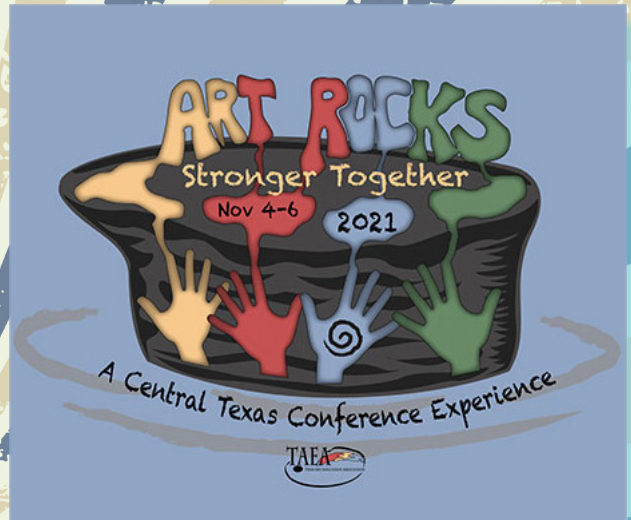
Fabulous Venue Ahead!

Do you love collaborating with your peers? Do you love creating art surrounded by friends? How about lounging in a place full of art and fun activities?

Our fall Central Texas Conference is just around the corner. Scheduled for November 4 – 6, 2021, the Kalahari Resort and Convention is the perfect escape from your everyday routines. The 2021 Conference chairs have been hard at work, ready to bring you an experience like none other. The Kalahari is a new location for us but one that couldn't have fit our needs better after the challenges of 2020. The theme, Art Rocks, hints at the strength and resilience of our teachers and the desire to shout out how strong we were in the face of COVID 19.

We can't wait to see all of you this fall so mark your calendar, reserve your room and join us in November.

-JAMI BEVANS



**Kalahari Resort
& Conventions
Round Rock, Texas**

Sneak Peak? Take A Look!



GOVERNOR'S GALLERY GARDEN PARTY







When the pandemic and its consequent lockdowns first hit back in the spring of 2020, we were just about to hold our annual Youth Art Month Capitol Exhibit celebration. All the hours of planning and preparation came to a screeching halt, and we were forced to take one of TAEA's most cherished events into the virtual realm. While we did our best to recognize the talent of our student artists online, it paled in comparison to the excitement of an in-person celebration. Gratefully, as restrictions began to ease this spring, conversation about our Governor's Gallery Reception ensued, and we were invited to hold an outdoor event on the lawn of the Governor's Mansion! Mrs. Abbott and her incredible staff graciously welcomed nearly 100 attendees to a garden party celebrating both the 2020 and 2021 Governor's Gallery honorees. As our first lady mingled with guests and posed for pictures, attendees enjoyed refreshments as they admired the incredible artwork on display. Even the family dog Pancake made the rounds and entertained us with an unauthorized dip in the backyard fountain! Like a soaking rain after a long dry spell, it was so refreshing to witness the joy that only face-to-face interactions can bring.

We are eternally grateful to Mrs. Abbott and the capitol staff for the warmth and hospitality that made this event so special.



CONGRATULATIONS TAEA 2020 AWARD WINNERS!



TALES FROM THE ARTROOM!

"The principal at my elementary school always loved to show off my art room to visitors. It was always well-organized and fairly clean for an art room. I was called to the office to escort a visitor to my room, so I asked the class to keep painting and I would be right back. As we walked back to the room, I was describing how the third-graders were painting at the moment, how they held the paint carefully with one hand around the jar and the other underneath, etc. When I opened the door, two-thirds of the room was completely covered in magenta paint (the worst staining of all of the colors). All of the students were on the floor with sponges trying to clean it up, but just spreading it further and drenching themselves in pink!"

- Kristen Marstaller



ART ROCKS!

A TAEA Happening!

INVITE:

Paint a rock and be part of a state-wide art happening!

Join TAEA members for across the state as we each bring a painted rock to share and exchange at the 2021 TAEA Conference at the Kalahari Resort and Convention Center, Nov. 4-6, 2021

WHAT:

The vision is that conference participants will bring art on a rock to share with a fellow art educator who could continue to share at conference, take the work home and hide them for others to find in public spaces, add to their campus kindness rocks, or continue to trade ala artist trading cards. This is an opportunity to highlight and spread art throughout the state through the art rocks collected.

SHARE:

Get a head start this summer by finding a smooth rock to begin your painting.

Find a colleague to create alongside!

Share your work using #taearocks21 and tag us @txarted


SUPPORT:

1. Getting started
2. Pick smooth, flat rocks. ...
3. Wash the rocks before painting them. ...
4. Seal the rock before painting on it. ...
5. Paint your design on top and use several coats . . . let dry between layers. ...
6. Use small brushes or a stylus to make small details and/or dots.
7. Use oil based paint pens and Sharpies to write on your rocks.

CHECK OUT THIS VIDEO FOR HELPFUL TIPS!


<https://youtu.be/VN0pmfPn4VI>

REGION 11 - DALLAS WILLIAMS WORKSHOP



After the last year and half that we have all had, I was wanting to do something to bring the teachers together in person to make art. With the support of my Fine Arts Directors, I was able to make it happen. I love nothing more than to play with art and every artist I come across teaches me something new. I felt blessed to get the opportunity to share these types of experiences with not only the teachers in my district but from all across region 11 and 10.

The teachers were so excited to learn, share, practice and more importantly just to be in a actual room with one another. I hope to be able to do this again even bigger next year.



**DO YOU
RECOGNIZE
THESE ART
EDUCATORS?**



REGION 7 - FINE ARTS FESTIVAL

In June of 2021 Sandra Newton, Stacia Gower, and Steffani Zachry-Holubec presented at the Region 7 Fine Arts festival. This event is geared toward offering professional learning experiences for fine arts teachers, with training in their specific arts discipline. This opportunity also serves as outreach for smaller East Texas districts that do not have access to quality visual arts professional learning close to home.

Presented Topics include:

- Kintsugi, the Ceramic Art of Resilience and Recovery. (Kintsugi is the process of working through challenges and recovery approaches through the analogy of repairing a broken piece of pottery. Participants broke a ceramic piece and worked through the process of Kintsugi as they repaired the piece. This was also presented at CEDFA. Participants were encouraged to participate in CEDFA for more information and techniques.)
- Art Starters, Sharing a 25+ Year collection of Resources. (This was an opportunity for participants to receive handouts, lesson ideas, curriculum documents, rubrics, create examples, and more to use in their classrooms. Resources are result of 25+ years in visual art education. Information was appropriate for visual art educators with varied levels of experiences.)
- Bookbinding and Surrealism. (During this workshop teachers discussed surrealism, received resources for teaching surrealism, and created 2D surrealist pieces in accordion books. Participants also received instructions for creating an accordion book with students, created an accordion book, and used a variety of media to create surrealist artwork in their accordion book.)



**DO YOU RECOGNIZE
THESE ART
EDUCATORS?**



REGION 14 - AN EVENING UNDER THE STARS

Region 14 had a fabulous socially distant gathering this past October! The Abilene Philharmonic Orchestra donated tickets for TAEA Region 14 members to attend their outdoor concert Classics Under The Stars which took place at the Abilene Zoo. The Grace Museum graciously donated canvas boards and the use of stools to sit on. TAEA members brought their own easels and paint, and painted en plein air to the beautiful sounds of the quartet. The reserved location offered views of the quartet, or giraffes! It was an evening to remember.





REGION 17 - WET FELTING

The Region 17 Summer Workshop was a smashing success. There were 19 in attendance on the first day when Juanetta Bocko demoed and taught us how to wet felt beanies. All the felting products that we used were from Livingfelt.com. There were a lot of laughter and even more cardio workout for all involved. Our second day workshop was attended by 17 with Matthew E. Wright demoing the use of Cricut machines in the ceramic room. We worked with a white clay base and contrasting red clay dust as well as underglazes and texture mats and cutout pieces that were created by cutting them out using a Cricut machine.



REGION 16 - COMING FULL CIRCLE

Coming Full Circle took an intuitive approach to creating an image meant for reflection. Stephanie Jung created a workshop ideally suited to address social-emotional learning in conjunction with active engagement in exploration of materials and images. Participants at the Amarillo Museum of Art utilized “touch drawing” and collage to illuminate artistic reconciliation of opposing ideas into a circular format that evokes a visual conversation.



YAM 2020 FLAG DESIGN WINNERS



2021 Elementary School YAM Flag Design Winner

Amariah A, 1st Grade
Sgt Jose F Carrasco Elementary School, Socorro ISD
Art Teacher - Claudia Cardenas



2021 Middle School YAM Flag Design Winner

Andy C, 7th Grade
Coppell Middle School East, Coppell ISD
Art Teacher - Jillian Richards



2021 High School YAM Flag Design Winner

Kaitlyn E, 10th Grade
Tom C Clark High School, Northside ISD
Art Teacher - Luis Valderas

**Please join us in welcoming our new
State Director of TEAM, Tracey Hall from Region 4!!!**



"I'm so excited to be your new TEAM State Director!! I have been involved in VASE for the last 15 years. I've served as a jury foreman, qualifications worker, TEAM participant, and was a behind-the-scenes worker while my husband, Mike served as 4 North HS Regional Director. I'm looking forward to a great year!"




COVID CAN'T STOP BIG ART DAY!

Despite the pandemic, TAEA registered almost 500 Big Art Day events.

This year Big Art Day was March 4th. Even with the challenges of the 2020–21 school year, art educators from across Texas found ways to celebrate through art events, projects, and programs that happened on or near March 4th.

The unique complexities of this school year due COVID 19 restrictions pressed art educators to become more resourceful than ever. Many art exhibits, speakers, and field trips shifted from in-person to virtual. While some Big Art Day events were like previous years, others highlighted the healing power and resiliency provided through art. Big Art Day is an art happening designed to raise awareness of art education and art as a creative force in our communities on a BIG statewide scale. Our goal is to engage all art educators, their students, and communities in a single day art event. Big Art Day is scheduled for the first Thursday in March of every year. We welcome all art teachers to help us push past the 500 mark and make Big Art Day even Bigger!




Students created a Jen Stark inspired collaborative mural.
Leander Middle School, Leander ISD, Art Teacher – Michele Gavin



Harlan High School art students reflected and wrote about why making art is important.
Harlan High School, Northside ISD, Art Faculty



Art 1 Studio and Art 2 students created and traded artist trading cards. Lubbock High School, Lubbock ISD, Art Teacher - Aris Neal



Artwork displayed at Hedwig Village City Hall with the message to BE VISUAL in your community Memorial High School Art Department, Spring Branch ISD, Art Teacher – Elizabeth Carney

VIDEO LINKS FROM TWITTER

Students from K-8th embellished disposable masks while focused on the idea of the artist as historian. Through this collaborative activity they documented their experiences during Covid.
Caldwell Arts Academy, Tyler ISD, Art Teacher - Jennifer Vaughn
<https://twitter.com/i/status/1367490515629871105>

Elementary students participated in a Dr. Seuss inspired hat parade. Petrosky Elementary, Alief ISD, Art Teacher - Amber Lockman

<https://twitter.com/i/status/1367585780395364354>

THE PANHANDLE GIVES

The Texas Panhandle Art Education Association is proud to be a part of this year's The Panhandle Gives! This week ALL donations will receive a percentage match from the Amarillo Area Foundation in order to boost our scholarship fund and Public Arts initiatives. All donations are tax-deductible and stay right here in the Panhandle.

Since 2019, TPAEA and Blank Spaces Murals have funded \$50,000 in scholarships for students through internships and senior portfolio reviews. In the past three months we have funded \$20,000 in Public Art for local small businesses. It is our goal to continue to build the cultural ecology of the High Plains and make a lasting and sustainable impact on kids and communities through the Creative Arts.

Please consider contributing and/or sharing with friends, family and social media. Thank you for all you do!



JOIN US AND GIVE

NOV. 23 - DEC. 1 • THEPANHANDLEGIVES.ORG

GIVE WHERE YOU LIVE.

November 23rd - December 1st

BLANK
SPACES
MURALS

****BLANK SPACES MURALS HAS FUNDED \$40,000 IN SCHOLARSHIPS & FUNDED \$20,000 IN PUBLIC ART FOR LOCAL SMALL BUSINESSES.**



**SUPPORT KIDS.
BUILD COMMUNITIES.
PROMOTE PUBLIC ART.
BOOST OUR ECONOMY.
ADVOCATE FOR LOCAL BUSINESSES.
CHAMPION NONPROFITS.**



Donations accepted at: Happy State Bank, FirstBank Southwest & Amarillo National Bank. (Make checks payable to: The Panhandle Gives, memo: Blank Spaces Murals/TPAEA)



Or Donate Online at: <https://www.thepanhandlegives.org/organizations/tpaea-blank-spaces-murals> Matching Amplification Funds!!



Ways to give!

1. Online

ThePanhandleGives.org


2. Drop off a check at one of the participating banks:

Amarillo National Bank
Happy State Bank
FirstBank Southwest



2021 SHOWCASE





Glue Batik

Lesson Plan for Grades 3-12



Elmer's Washable Clear
School Glue
Item #23810




Marabu Fashion Spray
Fabric Paint
Item #63413

Explore the beauty of fabric batik without the danger of hot wax or dyes.

Students will trace a design onto muslin with washable glue and add color using Marabu Fashion Spray. Color permeates the fabric and dries super soft. Once the paint is dry, remove the glue with water. This leaves behind a white line and brilliant color!

[DickBlick.com/lesson-plans/glue-batik](https://dickblick.com/lesson-plans/glue-batik)



Request a **FREE**
2021 Catalog!

[DickBlick.com/requests/bigbook](https://dickblick.com/requests/bigbook)

CHECK OUT NEW lesson plans and video
workshops for students of all ages at
[DickBlick.com/lesson-plans](https://dickblick.com/lesson-plans)

BLICK®

800•447•8192 [DickBlick.com](https://dickblick.com)



**DONORS
CHOOSE**

POSITIVE AFFIRMATIONS FOR ARTISTS AND CREATIVES

Being an artist can be tough mentally, whether you are a full-time artist, student, teacher, or art advocate. Finding your rhythm, your artistic voice can be a lonely and daunting task. Not to mention finding your own inspiration while having to source out a portion of that inspiration to the entirety of the students you have on your roster. You must be a cheerleader to so many growing artists, often, being your own cheerleader takes the back seat. Everyday a new challenge arises, it is how you confront those challenges that will in turn define your work and yourself. To give, we must first take care of ourselves, our mental and physical well being needs to be a priority to be able to achieve success faster, but to stay happy and productive throughout the years as well.

In the beginning, saying these affirmations may feel ridiculous or even uncomfortable, but the more you repeat them, the more naturally these words will come to you. Over time, you will be saying them with greater confidence and your mind will start perceiving them as your new truth.

I TRUST I AM WHERE I NEED TO BE IN MY ARTISTIC JOURNEY.

I DO NOT SEEK PERFECTION, BUT PROGRESS, AND VIEW MY MISTAKES AS A SIGN OF EXPLORATION AND GROWTH.

THE ONLY PERSON I COMPARE MYSELF TO, IS WHO I WAS YESTERDAY.

I HAVE UNLIMITED CREATIVITY AND THE ABILITY TO CREATE SOMETHING MEANINGFUL.

WITH MY ART, I AM INSPIRING OTHERS AND IMPACTING LIVES.

I AM PROUD OF MY WORK AND ITS WONDERFULLY UNIQUE CHARACTERISTICS.

I THINK OUTSIDE OF THE BOX AND COLOUR OUTSIDE OF THE LINES.

I AM CONFIDENT IN MY ABILITY TO IMPROVE MY SKILLS.

CONSTRUCTIVE CRITICISM PROVIDES ME WITH LEARNING OPPORTUNITIES.

I CREATE WORKS OF ART BECAUSE THE PROCESS FILLS ME WITH JOY.

MY IMAGINATION IS ENDLESS AND LIMITLESS.

REGISTRATION OPENS

FALL 2021

2022 NEW YORK CITY



Texas Art Education Association

Trends Submission Date Extended to August 15th

The deadline for submission of manuscripts for the 2021 Trends Magazine has been extended to August 15th.

Original manuscripts must be received by August 15, 2021, as a Microsoft Word document. Please submit electronically via email to taeatrends@gmail.com.

For questions or more information, please contact Andres Peralta at taeatrends@gmail.com.

See full instructions [here](#).

TRENDS

Journal of the Texas Art Education Association



TALES FROM THE ARTROOM!

FUNNY STORIES FROM TEXAS ART EDUCATORS



SHERRY WHITE

"On the last day of school Zac pulled me aside to say to me, "You really will never know how much art class has helped my mental health this year. I think this class saved me."



GRETCHEN BELL

"Every year it never fails, I have kids that walk into my classroom and say, "It smells like art in here!" (It's the crayons)"



SUZY GREENE

"A student was on top of a bookcase, using the window to trace on the back of her art work, when she got her leg stuck between the bookcase and the wall. When I pushed the panic button, the office said, "this this a joke."



TRACEY HALL

"I walked into my Choice classroom this year and saw two 5th grade baseball players that were creating artwork on their laptops. I asked them what they had been up to for the past 5 years, (since they were old students of mine). They said to me, " You always told us what to draw to be better artists, now we get to make what we want because we know how to do it!"



DANIELLE PONTUS

"In my photography class I had a strict rule. No one takes pictures of me, ever. One year a kid came slinking up to me clicking away. Saying he wasn't taking pictures, he was learning F-Stops. He ended up submitting this amazing double exposure to Scholastics that year, got a Silver Key and at the exhibit I said, "What is that anyways?" To which he replied, "I got you P! Those are your tattoos on your arm!"

ROUNDROCK CONFERENCE CO-CHAIRS



Tim Lowke



Chris Cooper



Amber Forgey



Stephanie Perry



Carol Watson



**DO YOU RECOGNIZE
THESE ART
EDUCATORS?**



TAEA Headquarters
14070 Proton Road,
Suite 100
Dallas, TX, 75244
Phone: 972.233.9107
Fax: 972.490.4219
E-mail: info@taea.org

#TAEA2021

TAEA LEADERSHIP



Ricia Kerber (Commercial Exhibits Director), Maureen Doebbler (Secretary), Tiffany Silverthorne (Vice-President Elect Youth Art Month), Mel Basham (Past President), Sara Chapman (Executive Director), Jami Bevans (President), Christine Grafe (Vice-President Youth Art Month), Pam Arnold (Vice-President Membership), Walter Holland (President Elect) Lisa Saenz-Saldivar (Treasurer), Gretchen Bell (Vice-President Elect Membership)

For up to date
information on all things
Texas Art Education
WWW.TAEA.ORG

