



# YOUTH ART MONTH 2019-2020



**Cover art by Jaserah C., 9<sup>th</sup> grade, Coppell ISD**



YOUTH ART MONTH™



**Youth Art Month (YAM)** is an annual observance held each **March** to emphasize the value of art education for all children and to encourage support for quality school art programs. Youth Art Month was created in **1961** by the Art and Creative Materials Institute (ACMI), a non-profit association of art and craft materials manufacturers, in cooperation with the National Art Education Association, NAEA. In 1984, ACMI created the Council for Art Education (CFAE) to administer the national Youth Art Month program and encourage funding for the program. Current members of the Council include: ACMI, which provides all administrative support and the majority of the funding for National Youth Art Month; NAEA, whose members carry out local Youth Art Month activities and whose state affiliates help fund state Youth Art Month programs; The SHIP, a group of art materials exhibitors at the annual NAEA Convention; and the General Federation of Women's Clubs, a volunteer organization dedicated to community improvement through volunteer service. Other involved organizations include the Association of Crafts & Creative Industries, Hobby Industries Association, and National Art Materials Trade Association.

To help promote observances, CFAE stimulates and coordinates Youth Art Month activities at the national level. The annual event, "School Flags Across the U.S....Flying High", is an example. Each year, state Youth Art Month chairpersons hold a student flag competition. A theme is selected that is representative of the individual state and the spirit of Youth Art Month. A design is selected and made into a flag. A celebration is attended by families, friends, teachers and U.S. legislators. The flags are flown in a place of prominence in Washington, DC for the remainder of March. In addition, flags are then displayed in the Youth Art Month booth at the NAEA Convention and in the ACMI booth at the NAMTA Convention before being returned to the individual state.

Each March YAM spotlights art education through governors' and mayors' proclamations, states' capitol events, and thousands of local exhibits. It has the endorsement and support of many U.S. Senators and members of Congress and state legislators who speak out on behalf of art education. The Council and NAEA encourage and assist state Youth Art Month Chairpersons, who are appointed by state art education association presidents, in their efforts to stimulate and coordinate state and local activities. These Chairpersons submit reports to the Council each year detailing their efforts and results.

At the NAEA Convention each year, the Council recognizes outstanding achievement at the state level by conferring awards on certain state chairpersons.

**How do I get involved in Youth Art Month in my community?** Anyone can start an observance. In most states, art educators organize observances and seek the support and help of others in their schools and community who have a genuine concern for quality art programs and are willing to work with others.

# The Youth Art Month Theme for 2019-2020

## **“TAKE A JOURNEY THROUGH ART”**

Youth Art Month is more than a state art exhibit of exceptional student works of art and a student designed flag. The month of March is the time to showcase visual art programs throughout schools, districts, communities and Texas.

**March is designated as National Youth Art Month.** It is recognized throughout the United States as an opportunity to celebrate and serve as an advocacy tool to promote the importance of student art in educating children as a whole. **Celebrate Youth Art Month in your schools; start planning today!**

March is the official month to step up and promote your successes and exhibit your students' art within the community. Exhibits are held throughout the nation showcasing strong visual art programs from public and private educational facilities.

The state of Texas promotes Youth Art Month celebrations utilizing community centers, educational service centers, local art associations, galleries, school districts, and individual classrooms as a vehicle to advocate the importance of the visual arts.

The growing acknowledgement of **March as Youth Art Month** in Texas has demonstrated support for the arts. Educational organizations such as the PTA and PTO, along with local and state officials presently participate and support the annual celebrations. **Youth Art Month is the single most important observance to advocate the strength of Texas visual art programs.**

**Making your local YAM count!** Advocating for Texas visual art programs begins with the visual art instructor. As educators, it is important that all activities and all media coverage are reported to the Texas Yam chairperson. Each district that submits a YAM report will be included in the Texas YAM report. **YAM reports can be submitted online or on paper ELECTRONICALLY only.**

A calendar is provided in this packet and online to assist educators in developing a working timeline to organize events and document successful ideas, promotions, competitions, and exhibits in celebration of Youth Art Month.

Recording exhibitions and activities is a vital part of YAM. Please take time to submit a report online or on paper and submitted electronically, to be included in our state report. Texas is a strong art education state; help show the nation how we promote our programs by submitting a report to be included in the state Youth Art Month Report.

When you are sharing your Youth Art Month Celebrations via Social Media, please tag TAEA at **#txYAM20**  
**Twitter - @Txarted or TexasYAM, Facebook - @TexasArtEducationAssociation, Instagram - @txarted.**

All registration information may be found online at [www.taea.org](http://www.taea.org) on the YAM page.

Thanks for supporting Youth Art Month!

*Gretchen Bell*  
TAEA YAM VP

*Christine Grafe*  
TAEA YAM VP-elect

**Due to an Election Year, please  
note the change in mailing and  
email addresses for YAM programs**



# Youth Art Month Planner 2019-2020

## Texas Art Education Association

### AUGUST

- Online registration for TASA/TASB is August 9, 2019 to September 13, 2019 at [www.taea.org](http://www.taea.org)

### SEPTEMBER

- Send work for the TASA/TASB exhibit postmarked by September 13, 2019.  
**Mail to Gretchen Bell, TAEA YAM VP, c/o Hairgrove Elementary, 7120 N. Eldridge Pkwy., Houston, TX 77041**
- TASA/TASB Convention is in Dallas, September 20-22, 2019.

### OCTOBER

- Online registration of YAM State Capitol artwork is October 4, 2019 to December 6, 2019.  
[www.taea.org](http://www.taea.org)

### NOVEMBER

- Attend the State Convention at Moody Gardens, Galveston, November 14-16, 2019. Visit the YAM Information Booth in the Exhibitor's area.
- **Attend the Youth Art Month meeting on November 16, 7 am in the Garden Terrace**
- Plan a lesson using the YAM flag design (official form found in YAM Book)
- Visit [www.taea.org](http://www.taea.org) for past flag design winners and the YAM Book.

### DECEMBER

- **Teachers** – Select **ONE** flag design from your class (must be an active TAEA member).  
- **Scan Flag Form AND Parent Permission; email only to Christine Grafe at [cgrafe@csisd.org](mailto:cgrafe@csisd.org) by December 6, 2019.**

**District Representatives** – Select your district's YAM Capitol Exhibit artwork.

**Mail and postmark by December 6, 2019.**

**Christine Grafe, TAEA YAM VP, c/o Cypress Grove Intermediate, 900 Graham Rd., College Station, TX 77845**

### JANUARY

- Request proclamations from school principal, superintendent, mayor and local elected officials.

### FEBRUARY

- Finalize your district's plans for shows, exhibits, and other YAM celebrations.

### MARCH

## **CELEBRATE YOUTH ART MONTH!**

When you are sharing your Youth Art Month Celebrations via Social Media, please tag TAEA at **#txYAM20**  
**Twitter - @Txarted or TexasYAM, Facebook - @TexasArtEducationAssociation, Instagram - @txarted**

- Hang student art shows, present slide shows during OPEN HOUSE and invite teachers to celebrate.
- Attend the YAM Capitol Exhibit. Participate in Big Art Day. **Document everything!**

[Send info including links and videos to Christine Grafe, TAEA YAM VP at cgrafe@csisd.org](mailto:cgrafe@csisd.org)

### APRIL

**Online YAM Report submission will be open on or before March 16, 2020!**

- Have students create special thank you notes for everyone who helped with YAM activities.
- Start your YAM scrapbook and share with administrators. Save artwork for Texas Association of School Administrators/Texas Association of School Boards Show (TASA/TASB).

**Mail and postmark by September 13, 2019 for the fall 2020 Exhibit.**

**Christine Grafe, TAEA YAM VP, c/o Cypress Grove Intermediate, 900 Graham Rd., College Station, TX 77845**

### MAY

- YAM Report can be completed online or on paper and submitted **ELECTRONICALLY** only.  
**Deadline for online or paper ELECTRONIC submission is June 12, 2020 to [cgrafe@csisd.org](mailto:cgrafe@csisd.org)**

### JUNE

- Submit your YAM Report/ Scrapbook **ELECTRONICALLY** by June 12, 2020 to  
[cgrafe@csisd.org](mailto:cgrafe@csisd.org)

# Youth Art Month Timeline 2019-2020

## Texas Art Education Association

August 9 – September 13	<b>Online Registration: TASA/TASB Exhibit</b>
September 13	<b>Postmark deadline for TASA/TASB Exhibit</b> <b>Mail to Gretchen Bell, TAEA YAM VP, c/o Hairgrove Elementary, 7120 N. Eldridge Pkwy, Houston, TX 77041</b>
October 4 – December 6	<b>Online Registration: YAM State Capitol Exhibit</b>
<b>November 16, 7 am</b>	<b>YAM Meeting at TAEA Conference at Moody Gardens, Galveston – Garden Terrace</b> - Join us to celebrate the success of YAM 2019 - Come learn new ways to celebrate YAM in your district and community
December 6	<b>Postmark deadline for YAM Capitol Exhibit artwork</b> <b>Mail to Christine Grafe, TAEA YAM VP, c/o Cypress Grove Intermediate, 900 Graham Rd., College Station, TX 77845</b>
December 6	<b>Electronic deadline for YAM Flag Design</b> <b>Email to Christine Grafe at <a href="mailto:cgrafe@csisd.org">cgrafe@csisd.org</a></b>
February 7	Notification of YAM Flag Design winner
February 7	Email acceptance notification into YAM Capitol Exhibit to District Representatives
February 7	Mail acceptance notification letters for YAM Capitol Exhibit to teachers and students
March 1 – 31	<b>Youth Art Month 2020 “TAKE A JOURNEY THROUGH ART”</b>
March 5	<b>Celebrate Big Art Day!</b>
March 1-7	<b>YAM 2020 Capitol Exhibition at the Texas Capitol Building – Lower Rotunda</b>
March 22	<b>YAM 2020 Celebration, Awards, and Reception at the Bullock</b>
March 8-29	<b>YAM 2020 Capitol Exhibition at the Bob Bullock Texas State History Museum</b>
June 12	<b>Online or paper submission ELECTRONICALLY only for district YAM Report/Scrapbook</b> <b>Email to Christine Grafe at <a href="mailto:cgrafe@csisd.org">cgrafe@csisd.org</a></b>
July / August	YAM VP’s Report/ Scrapbook due to National YAM Chair
August 7 – September 11	<b>Online Registration for 2020-2021 TASA/TASB Exhibit</b>
September 11	<b>Postmark deadline for 2020-2021 TASA/TASB Exhibit</b>
September 2-4, 2020	TASA/TASB Convention in Dallas <b>Mail to Christine Grafe, TAEA YAM VP, c/o Cypress Grove Intermediate, 900 Graham Rd., College Station, TX 77845</b>



# Ideas to Celebrate Youth Art Month in Texas

## - Request a YAM Mayoral Proclamation

### **Celebrate BIG ART DAY!**

- Have local competitions with shows at libraries, banks, universities, community centers, museums, retirement homes, book stores, shopping malls, and more.
- Have an opening reception. Get publicity for your event.
- Send flyers with student artwork to principals.
- Give out prints of students work in the community.
- Have an art day on your campus.
- Create a calendar of student art work.
- Make paper ties for the staff at your school. Have students write their names and artist statement on the back.
- Make clay whistles and whistle for art.
- Talent shows; show off that student work.
- March for art; have a parade of artwork.
- Dress as your favorite artist.
- Create large kaleidoscopes then laminate them and hang over the lockers. Looks like real tiles.
- Create a silkscreen self portrait of each student.
- Invite guest artists to demonstrate to your students. Invite other classes and administrators to join you.
- Have an evening in Paris; decorate the halls, have the band/orchestra play; Culinary Arts serves cheese; have a raffle for student artwork and a “follies” show.
- Create art gifts for school board members and superintendent.
- Serve art cake to your staff. Do an artistcake.
- Create a traveling art journal.
- Do a school-wide collage based on an artist such as Faith Ringgold.
- Paint faces at lunch.
- Create a spring collage.
- Draw Blue Bell-like cows and do in black and white.
- On hotel TVs, add YAM to the events tape that runs along the bottom – especially in Austin to highlight the State Capitol Exhibit.
- Have a Family Art Night.
- Have TV and newspaper coverage of YAM events.
- Have students create cards and have a card exchange.
- Do sidewalk chalk art.
- Create oil pastel resists.
- Sell ceramic art pins.
- Make torn paper collages.
- Have each student create a personal symbol.
- Fold origami mobiles.
- Make every teacher in your school a room sign.
- Create an Animoto music video of student work; share with parents, school board members and on your webpage. <http://animoto.com>

- Show your diversity; have artwork reflect various cultures.
- Create art podcasts and share with teachers and school board members.
- Make banners and hang them in business offices.
- Get a YAM billboard in your town.
- Have a student artist of the day for every day in March.
- Create Gyotaku-inspired fish prints. Bring in art history.
- Release balloons with artwork attached – use the theme of World Peace.
- Have an art day with all levels of art students. Let them interact with each other.
- Make cut paper portraits.
- Have student donate their work to the PTA at a March meeting. Have these works include an artist's statement and a "thought to ponder." This would be a question students thought the viewer would wonder about while they viewed their work and that the student would be prepared to discuss in length.
- Auction artwork to fund art programs.
- Include very young artists and special needs students in all shows (Pre-K-12).
- Put YAM on your school marquee.
- Create posters from student artwork.
- Make Wind-powered art works, spinners, and/or decorative stakes to display in public areas in mall, office, government buildings in planters, etc.
- Paint canvas murals to be hung in public places on fences, walls, light poles, etc.
- Plant gardens or flowers in public places
- Painted benches in public place (work with city government and/or parks)
- Clay birdbaths or bird feeders for playgrounds or city parks
- Mosaic stepping stones for a pathway in a school or city park
- A walkway or path made of hand-painted river rocks

Document all YAM activities and events. Send photographs of all displays and events, plus copies of publicity to Christine Grafe at [cgrafe@csisd.org](mailto:cgrafe@csisd.org).

When you are sharing your Youth Art Month Celebrations via Social Media, please tag TAEA at **#txYAM20** Twitter - **@Txarted** or **TexasYAM**, Facebook - **@TexasArtEducationAssociation**, Instagram - **@txarted**

## REQUESTING A YAM MAYORAL/GUBINATORIAL PROCLAMATION/SCHOOL BOARD RESOLUTION

- Write a letter. Include the suggested proclamation and/or endorsement.
- Make a follow-up call. One week later is suggested.
- Your Mayor/Governor will read the information, approve the proclamation and have it prepared for his/her signature. After you pick it up, duplicate it for distribution.
- Include an appearance request. The Mayor/Governor's secretary will probably contact you regarding this matter.
- The Board of Education will usually add the request to the agenda. Public officials are usually eager to participate in YAM, **if you will just ask them!**

## MAYORAL/GUBINATORIAL PROCLAMATION

**WHEREAS:** YOUTH ART MONTH has been observed nationally and in many foreign countries since 1961 and has gained wide acceptance, and

**WHEREAS:** Art education is a viable academic endeavor and contributes educational benefits to all elementary, middle and secondary students to develop interests, skills, and aptitudes that will last a lifetime including the following:  
Art education develops students' creative problem-solving and critical thinking abilities;  
Art education teaches sensitivity to beauty, order, and other expressive qualities;  
Art education gives students a deeper understanding of multi-cultural values and beliefs;  
Art education reinforces and brings to life what students learn in other subjects;  
Art education interrelates student learning in art production, art history, art criticism and aesthetics, and

**WHEREAS:** Our national leaders have acknowledged the necessity of including arts experience in all students' education, and

**WHEREAS:** The City/State of \_\_\_\_\_ commends Texas Art Education Association for its commitment to promote quality visual arts education, and

**NOW THEREFORE I,** \_\_\_\_\_, Mayor/Governor of the City/State of \_\_\_\_\_, hereby proclaim and officially recognize March 2020 as

### YOUTH ART MONTH

All Citizens are urged to become interested in and give full support to quality school art programs for children and youth.

IN WITNESS THEREOF, I have hereunto set my hand and the Official Seal of the City/State of \_\_\_\_\_, to be affixed this 1<sup>st</sup> day of March, 2020.

\_\_\_\_\_  
(NAME)  
Mayor/Governor of the City/State of \_\_\_\_\_

# Youth Art Month Report 2019-2020

## **Online submission available on the TAEA website!**

**A summary report of your Youth Art Month activities should be submitted to the YAM/VP by one of the following persons:**

- Local YAM chairpersons
- Area Art Education Association YAM chairpersons
- Art Educators in school districts that do not have a designated YAM chairperson
- Individual schools that promote YAM activities

**IMPORTANT:** All local reports will be organized into a state report (or scrapbook) for the National YAM organization. **Please use the enclosed report form when submitting your report ELECTRONICALLY.**

**The ELECTRONICALLY submitted local report should include:**

- The enclosed written summary report.
- Listing of monetary and in kind donations.
- Innovative ideas to bring awareness to the community about YAM.
- Copies of your scrapbook, documentation of photographs, news clippings, posters, printed programs, proclamations, and or endorsements.
- Evidence of increased support for art education in the local area.
- **Award(s) of Excellence** will be presented to at least one local YAM chairperson. Selection will be based on the extensiveness of YAM activities as well as thoroughness of the report.

**ONLINE report form will contain the same information.**

**COMPLETE ONLINE OR PRINT AND ELECTRONICALLY SUBMIT ALL REPORTS BY  
JUNE 12, 2020 TO Christine Grafe at [cgrafe@csisd.org](mailto:cgrafe@csisd.org)**

**Online link will be live on or before March 16, 2020 at [www.taea.org](http://www.taea.org)**

# Youth Art Month Report Form (p1)

(if you submit online, you may use this as a guide)

Name \_\_\_\_\_

Home Phone \_\_\_\_\_ School Phone \_\_\_\_\_

School District \_\_\_\_\_ School \_\_\_\_\_

Address \_\_\_\_\_

City \_\_\_\_\_ Zip Code \_\_\_\_\_

1. Number of years your school or district has sponsored YAM.
2. Number of years you have served as YAM local/TAEA chair.
3. Approximate amount of funds expended on YAM and list of sources.
4. Attach a list of community and state leaders proclaiming YAM.
5. Attach a list of cooperating educators along with their schools and cultural leaders.
6. Attach a list of art observances, exhibits and special activities.
7. Attach any newspaper clippings, photos and other types of publicity.
8. Included some examples of buttons, ribbons, certificates or other special materials that were created.
9. How has Youth Art Month increased support for art education in you region? Have jobs been saved? Has there been an increase in funding for art programs? Has there been an increase in TAEA membership or local art groups?
10. Attach a brief summary of Youth Art Month activities.

SIGNED \_\_\_\_\_ DATE \_\_\_\_\_

# Youth Art Month Report Form (p2)

(if you submit online, you may use this as a guide)

Fill in the calendar with anything that you did during the month of March to promote YAM. It could be a display, bulletin board, announcements, art shows, anything.

## MARCH 2020

Sunday	Monday	Tuesday	Wednesday	Thursday	Friday	Saturday
1	2	3	4	5	6	7
8	9	10	11	12	13	14
15	16	17	18	19	20	21
22	23	24	25	26	27	28
29	30	31				

Name \_\_\_\_\_ School \_\_\_\_\_

Proclamations by \_\_\_\_\_

(Mayor, School Board, Principal, etc. – list names)

Publicity (paper name) \_\_\_\_\_ TV \_\_\_\_\_

(Please include clippings/URL for internet stories) length of TV broadcast \_\_\_\_\_

Budget for YAM \_\_\_\_\_ In Kind Support \_\_\_\_\_

Did this help your program? \_\_\_\_\_ If so, how \_\_\_\_\_

Does your school or district have plans for increased funding or positions for art? \_\_\_\_\_

What are they? \_\_\_\_\_

ANY OTHER EVENTS? \_\_\_\_\_

Please fill out and email to Christine Grafe at [cgrafe@csisd.org](mailto:cgrafe@csisd.org)

# Youth Art Month Flag Design 2019-2020

Annually, during the month of March, student designed flags from every state are flown at the National Art Education Association Conference.

Use the official form as a class project. Have your students' flag designs judged and send **ONE DESIGN PER TEACHER** with a signed permission form to Christine Grafe at [cgrafe@csisd.org](mailto:cgrafe@csisd.org).

**Must be electronically submitted by December 6, 2019**

The winning entry will be made into a flag and displayed at the National Flag Ceremony at the National Art Education Association Conference and at our TAEA State Conference. The student and teacher will be honored. Information about the National event will be sent to the winning teacher and student.

## Texas YAM student Flag Entry requirements

- Each teacher who is a **current member** of TAEA may submit **ONE** entry. Teachers assigned to more than one campus may submit one entry for each campus.
- The design must be representative of Texas, art and must incorporate the YAM theme in the design.
- Use the official form which is in this booklet AND on the TAEA website.
- **Scan and electronically submit complete student permission form with flag design.**
- The design must be in **2-D flat** colors for reproduction. **A maximum of 7 colors may be used in the design. Black and white count as color choices.**
- Students in grades Pre K through 12 may enter, qualifying as Elementary, Middle or High School Division submissions.
- **All flag entries must be electronically submitted by December 6, 2019.**
- The winning flag design will be announced February 7, 2020.

**Electronically submit complete student permission form and ONE flag design per teacher by midnight December 6, 2019 to Christine Grafe at [cgrafe@csisd.org](mailto:cgrafe@csisd.org)**



## Youth Art Month Official Flag Design Entry Form 2019-2020

Electronically submit complete Student Artwork Permission Form and ONE Flag Design per teacher by midnight. December 6, 2019 to Christine Grafe at [cgrafe@csisd.org](mailto:cgrafe@csisd.org). Entry must fit in the box on this form.

Student Name \_\_\_\_\_ Grade \_\_\_\_\_

Teacher Name \_\_\_\_\_ TAEA# \_\_\_\_\_ Teacher email \_\_\_\_\_

School Name \_\_\_\_\_ School Address \_\_\_\_\_

City \_\_\_\_\_ School Phone \_\_\_\_\_

This form must be accompanied by the signed artwork permission form and electronically submitted.



# Rules and Guidelines

State Capitol Exhibit and TASA/TASB Exhibit

**Entry Fee:** Each entry will be assessed a fee at **\$10 per piece**. This fee helps to cover the cost of returning artwork, mailing notifications and printing programs and certificates.

**ONLINE REGISTRATION IS MANDATORY FOR TAEA SPONSORED EXHIBITS.** Please check with your District Coordinator/Supervisor about the online registration process for your area.

**Online registration:**            *August 9 – September 13, 2019 for TASA/TASB Exhibit*  
   *October 4 – December 6, 2019 for State Capitol Exhibit*

After you have registered online, proofread ALL data entered. Check to make sure all names and addresses are entered correct. Enter information using **normal punctuation**.

**DO NOT USE ALL CAPS OR ALL LOWERCASE LETTERS WHEN ENTERING DATA.**  
All artwork labels, mailing labels, certificates and program contents are generated from  
**YOUR ONLINE ENTRY TYPING!**

## School District Rules and guidelines for entries:

Over 25,000 students, eight (8) entries: \$80.00  
10,000 to 25,000 students, six (6) entries: \$60.00  
Less than 10,000 students, three (3) entries: \$30.00  
Private and Single Schools, one (1) entry: \$10.00

**Make checks payable to TAEA/YAM and mail directly to**  
**TAEA Headquarters, 14070 Proton Rd., Suite 100, Dallas, TX, 75244.**  
**Credit Card payments accepted by calling 972-233-9107 ext. 212**

## Requirements:

- A teacher who is a current TAEA member may submit ONE artwork. Teachers who teach on more than one campus may submit one artwork from each campus.
- Students in grades Pre K through 12 may participate.
- Individual entries only – **NO GROUP PROJECTS**
- 2-D flat work, **please fix charcoals and pastels.**
- **3-D media, submit and mat one high resolution photo along with either two smaller additional view photos on the front OR a QR code to a short video or 3D rendered image. See artwork display example.**
- **NO STRETCHED CANVAS OR WOOD** – This artwork will not be hung as the display panels are made for lightweight work.
- Maximum size of artwork entry (includes mat) **18”X24” (\*new size change).**
- **WHITE mat only**, no acetate, no frames or glass. Make sure all artwork is **securely matted with a minimum of 2 ½” mat with a secure backing of cardboard or mat board.**
- Neat, high quality student work created within the calendar year should be sent.
- **NO COPY WORK or plagiarism. In keeping with the TEKS**, artwork must be original in thought, design, and execution. Copying or reproducing a published images is not original and will not be selected.
- Students’ own photographs or student-directed photographs may be used as a source; **teacher’s photographs should not be used.**
- **Artwork not meeting these requirements may not be selected.**

- Photographs that are painted or drawn over must be the student's original or student directed photograph, not one that has been published.
- Images should not be traced with the use of any projection device.
- **All entries must be created solely and exclusively by the student.** No one other than the artist of record may work directly on or manipulate any artwork entered in YAM or TASB; this includes parents, teachers/sponsors, private teachers, mentors, or other collaborators.
- **Artwork submitted for YAM or TASB may only be entered for one of these events.** If a work is shown, the same work may not be re-entered in the other event.
- Artwork content must be appropriate for the school, community and for young audiences. Artwork with questionable content will not be selected.

### Labeling:

- **Use the student artwork permission form in this book, and on [www.taea.org](http://www.taea.org)! Do not use older versions of this form.**
- **Make 3 copies of the student artwork permission form.** Attach the original one to the art and keep one for your records. **The third is sent in the large envelope.**
- Ship all district entries in a sturdy, reusable box. **Please use smallest box possible that is appropriate for the size of entries for storage purposes.**
- To prevent shipping damage, pack artwork in a flat cardboard box. You can tape the large envelope securely to the box or place it inside the box.
- In a large envelope, place the following:
  - **One copy of each complete student artwork permission form**
  - **A return mailing label.** The return address must be a school or place of business; **no home address or PO Box address.**
  - **District Artwork Inventory List**
  - **Thumbnail Images of all artwork submitted**

NOTE: TAEA is not responsible for damaged or lost artwork.

### Mail entries to :

(due to an Election Year, please note the different mailing addresses for TASA/TASB and YAM State Capitol Exhibit)

### TASA/TASB

**Gretchen Bell, TAEA YAM VP  
c/o Hairgrove Elementary  
7120 N. Eldridge Pkwy  
Houston, TX 77041**

**\*after November 2019\***

**YAM State Capitol Exhibit  
Christine Grafe, TAEA YAM VP  
c/o Cypress Grove Intermediate  
900 Graham Rd.  
College Station, TX 77845**

# THIS IS WHAT YOUR ARTWORK SHOULD LOOK LIKE

## YAM Flag Design Contest: scan and email BOTH the YAM Flag Design Entry Form and the Student/Parent Artwork Release Form

**Youth Art Month Official Flag Design Entry Form 2019-2020**  
 Electronically submit complete Student Artwork Permission Form and ONE Flag Design per teacher by midnight, December 6, 2019 to Christine Grafe at [cgrafe@tasd.org](mailto:cgrafe@tasd.org). Entry must fit in the box on this form.

Student Name \_\_\_\_\_ Grade \_\_\_\_\_  
 Teacher Name \_\_\_\_\_ TAEA# \_\_\_\_\_ Teacher email \_\_\_\_\_  
 School Name \_\_\_\_\_ School Address \_\_\_\_\_  
 City \_\_\_\_\_ School Phone \_\_\_\_\_  
 This form must be accompanied by the signed artwork permission form and electronically submitted.

**STUDENT ARTWORK PERMISSION FORM**  
 TA & TASA Teacher Association of School Administrators & Texas Association of School Boards Convention Art Exhibit, YAM Flag Design Contest, and YAM State Capitol Exhibit.

I agree to allow my art to be part of the Texas Art Education Association's exhibit. In doing so, I release TAEA and its agents from any and all responsibility in the event of loss or damage to my artwork. I agree to allow my art to be displayed, photographed and/or published for educational, non-profit, visual art publications and exhibitions, including TAEA's online gallery and Texas Education Agency (TEA).

District (Full Name) \_\_\_\_\_  
 Student Name \_\_\_\_\_ Grade/Art Level \_\_\_\_\_  
 Title of Artwork \_\_\_\_\_  
 Medium \_\_\_\_\_  
 School (Full Name) \_\_\_\_\_  
 School Address \_\_\_\_\_  
 City \_\_\_\_\_ Zip Code \_\_\_\_\_ Phone # \_\_\_\_\_  
 Dr. Mr. Mrs. Teacher's Name \_\_\_\_\_ TAEA # \_\_\_\_\_  
 Teacher's email \_\_\_\_\_  
 Teacher's home/cell phone # \_\_\_\_\_  
 Dr. Mr. Mrs. Principal's Name \_\_\_\_\_  
 Principal's email \_\_\_\_\_  
 Dr. Mr. Mrs. Superintendent's Name \_\_\_\_\_  
 Superintendent's email \_\_\_\_\_  
 Superintendent's address \_\_\_\_\_  
 City \_\_\_\_\_ Zip Code \_\_\_\_\_  
 Student Signature \_\_\_\_\_  
 Parent Name (please print) \_\_\_\_\_  
 Parent Signature (required if student is under 18) \_\_\_\_\_  
 \*Parent's email \_\_\_\_\_  
 Student Address \_\_\_\_\_  
 City \_\_\_\_\_ Zip Code \_\_\_\_\_  
 Parent home/cell phone # \_\_\_\_\_

## YAM State Capitol Exhibit and TASA/TASB Exhibit

### FRONT – ARTWORK


- WHITE mat (max 2 1/2")
- Not too heavy to hang with Velcro dots
- Cover sheet (to protect artwork; attached to the back and flipped to cover the front of the artwork)
- Do not tape over the forms
- 3-D – one high-resolution photo with two smaller additional views or a QR code to a short video or 3D rendered image

### BACK

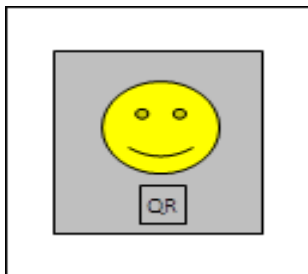
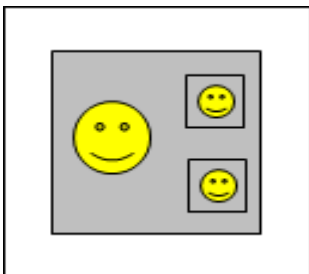
- Sturdy backing (cardboard or mat board)
- Attach original Student/Parent Artwork Release Form
- Attach in the direction the art should hang OR draw an UP arrow indicating hanging direction



2D artwork example



3D artwork examples



**STUDENT ARTWORK PERMISSION FORM**  
 TA & TASA Teacher Association of School Administrators & Texas Association of School Boards Convention Art Exhibit, YAM Flag Design Contest, and YAM State Capitol Exhibit.

I agree to allow my art to be part of the Texas Art Education Association's exhibit. In doing so, I release TAEA and its agents from any and all responsibility in the event of loss or damage to my artwork. I agree to allow my art to be displayed, photographed and/or published for educational, non-profit, visual art publications and exhibitions, including TAEA's online gallery and Texas Education Agency (TEA).

District (Full Name) \_\_\_\_\_  
 Student Name \_\_\_\_\_ Grade/Art Level \_\_\_\_\_  
 Title of Artwork \_\_\_\_\_  
 Medium \_\_\_\_\_  
 School (Full Name) \_\_\_\_\_  
 School Address \_\_\_\_\_  
 City \_\_\_\_\_ Zip Code \_\_\_\_\_ Phone # \_\_\_\_\_  
 Dr. Mr. Mrs. Teacher's Name \_\_\_\_\_ TAEA # \_\_\_\_\_  
 Teacher's email \_\_\_\_\_  
 Teacher's home/cell phone # \_\_\_\_\_  
 Dr. Mr. Mrs. Principal's Name \_\_\_\_\_  
 Principal's email \_\_\_\_\_  
 Dr. Mr. Mrs. Superintendent's Name \_\_\_\_\_  
 Superintendent's email \_\_\_\_\_  
 Superintendent's address \_\_\_\_\_  
 City \_\_\_\_\_ Zip Code \_\_\_\_\_  
 Student Signature \_\_\_\_\_  
 Parent Name (please print) \_\_\_\_\_  
 Parent Signature (required if student is under 18) \_\_\_\_\_  
 \*Parent's email \_\_\_\_\_  
 Student Address \_\_\_\_\_  
 City \_\_\_\_\_ Zip Code \_\_\_\_\_  
 Parent home/cell phone # \_\_\_\_\_



# STUDENT ARTWORK PERMISSION FORM



## TASA/TASB Teacher Association of School Administrators & Texas Association of School Boards Convention Art Exhibit, YAM Flag Design Contest, and YAM State Capitol Exhibit.

I agree to allow my art to be part of the Texas Art Education Association's exhibit. In doing so, I release TAEA and its agents from any and all responsibility in the event of loss or damage to my artwork. I agree to allow my art to be displayed, photographed and/or published for educational, non-profit, visual art publications and exhibitions, including TAEA's online gallery and Texas Education Agency (TEA).

District (Full Name) \_\_\_\_\_

Student Name \_\_\_\_\_ Grade \_\_\_\_\_

Title of Artwork \_\_\_\_\_ Art Level Course \_\_\_\_\_

Medium \_\_\_\_\_

School (Full Name) \_\_\_\_\_

School Address \_\_\_\_\_

City \_\_\_\_\_ Zip Code \_\_\_\_\_ Phone # \_\_\_\_\_

Dr. Mr. Mrs. Ms. Teacher's Name \_\_\_\_\_ TAEA # \_\_\_\_\_

Teacher's email \_\_\_\_\_

Teacher's home/cell phone # \_\_\_\_\_

Dr. Mr. Mrs. Ms. Principal's Name \_\_\_\_\_

Principal's email \_\_\_\_\_

Dr. Mr. Mrs. Ms. Superintendent's Name \_\_\_\_\_

Superintendent's email \_\_\_\_\_

Superintendent's address \_\_\_\_\_

City \_\_\_\_\_ Zip Code \_\_\_\_\_

Student Signature \_\_\_\_\_

Parent Name (please print) \_\_\_\_\_

Parent Signature (required if student is under 18) \_\_\_\_\_

\*Parent e-mail \_\_\_\_\_

Student Address \_\_\_\_\_

City \_\_\_\_\_ Zip Code \_\_\_\_\_

Parent home/cell phone # \_\_\_\_\_



# FORMA DEL PERMISO DEL ESTUDIANTE



**Competencia del diseño de la bandera, objeto expuesto del Capital del estado, Asociación de Tejas de los tableros de la escuela (TASB) y la asociación de Tejas de la demostración del arte la convención de los administradores de la escuela (TASA).**

Yo doy para que mi arte forme parte de la exposición de Texas Art Education Association. Haciendo esto, yo quito toda responsabilidad a TAEA y a sus agentes en caso de pérdida o dano a mi obra de arte. Yo doy permiso para que mi obra sea expuesta, fotografiada y/o publicada para propósitos educacionales, no lucrativos, publicaciones de arte visual y exhibiciones, como TAEA y TEA (Texas Education Agency), el exhibición electrónico.

**Del Distrito** \_\_\_\_\_

**Nombre del Estudiante** \_\_\_\_\_ **Grado** \_\_\_\_\_

**Nombre de ilustraciones** \_\_\_\_\_ **Nivel de arte** \_\_\_\_\_

**Del trabajo de arte** \_\_\_\_\_

**Nombre del Escuela** \_\_\_\_\_

**Dirección del Escuela** \_\_\_\_\_

**Ciudad** \_\_\_\_\_ **Código Postal** \_\_\_\_\_ **Teléfono #** \_\_\_\_\_

**Nombre de la Maestra/Maestro** \_\_\_\_\_ **TAEA #** \_\_\_\_\_

**Correo electrónico del Maestra/Maestro** \_\_\_\_\_

**Teléfono de la Maestra/Maestro** \_\_\_\_\_

**Nombre del Director de Escuela** \_\_\_\_\_

**Correo electrónico del Director de Escuela** \_\_\_\_\_

**Nombre del Superintendente** \_\_\_\_\_

**Correo electrónico del Superintendente** \_\_\_\_\_

**Dirección del Superintendente** \_\_\_\_\_

**Ciudad** \_\_\_\_\_ **Código Postal** \_\_\_\_\_

**Firma del Estudiante** \_\_\_\_\_

**Nombre de los Padres** (imprimir por favor) \_\_\_\_\_

**Firma de los Padres** (requerido si es menor de 18 Años) \_\_\_\_\_

**Correo electrónico de los Padres** \_\_\_\_\_

**Dirección del Estudiante** \_\_\_\_\_

**Ciudad** \_\_\_\_\_ **Código Postal** \_\_\_\_\_

**Teléfono de los Padres** \_\_\_\_\_