


STAR - Fall 2013



EMPOWER
VISUAL THINKING
2013
DALLAS
NOV 21-24
EMBRACE CREATIVITY

TAEA
TEXAS ART EDUCATION ASSOCIATION

Pre-Conference Issue



OUR VISION

The Texas Art Education Association (TAEA) promotes quality visual arts education.

OUR MISSION

TAEA's vision is achieved by:

- advocating visual arts education as an integral part of a balanced curriculum
- establishing quality art education through standards-based programs
- researching, developing, directing, and publishing best practices in visual arts education
- advancing knowledge and skills through professional development
- serving as a voice for art educators of Texas
- providing members with service and leadership opportunities
- endorsing the placement of highly qualified art educators
- mentoring the next generation of art educators

ABOUT THE TAEA STAR

Purpose & Submission Guidelines

The Texas Art Education Association publishes the newsletter, TAEA Star, four times a year: Fall, Spring, Summer, Winter. Letters, articles, and comments are welcome. Please include your name, address, phone number, and email address on all correspondence for certification purposes.

The purpose of the Star is to educate and communicate the association's activities to its membership. The viewpoints contained in the Star represent those of the writers and not the Texas Art Education Association. The Star reserves the right to refuse any copy based on questions regarding copyright, ethics and/or inaccuracy. The editor reserves the right to edit copy for length without loss of integrity to submitted copy.

Texas Art Education Association **STAR** Newsletter Schedule

Delivery Date	Materials Due Date to Editor
Pre-Conference Issue (September)	July 15th
Winter Issue (January)	November 15th
Spring Issue (April)	February 15th
Summer Issue (July)	May 15th

Advertising Rates

	Published Once	Published Twice	Published 3 Times
Full Page Ad (7" x 10")	\$200	\$350	\$450
Half Page Ad (3.5" x 10" or 7" x 5")	\$100	\$180	\$225
Quarter Page Ad (3.5" x 5")	\$75	\$130	\$150
Eighth Page Ad (3.5" x 2.5")	\$50	\$80	\$90

Ad must be prepaid to: TAEA. Mail or E-Mail (.jpg) black & white camera-ready ad & payment to:
Jody Henry, 14070 Proton, Suite 100 LB9, Dallas, TX 75244
jody@madcrouch.com or info@TAEA.org

Please send photos, articles
& artwork to: Sara Chapman
1106 Wildflower Ct.
Katy, Tx 77494
(281) 392-1099 - O
(281) 395-2339 - H

Editor:
Sara Chapman, schapman04@comcast.net
Graphic Designer; STAR, Photographer:
Dani Pontus, dani@danipontus.com
Executive Assistant:
Jody Henry, jody@madcrouch.com
President:
Linda Fleetwood, Linda.Fleetwood@nisd.net

TABLE OF CONTENTS

Conference Schedule	4
President's Message.....	5
Travel Information.....	7
Big Art Day – Spring 2014	8
Division Articles	9
General Session Speakers	14
Conference Exhibitors.....	18
Smart Phone App.....	19
ArtVantage	20
Be Visual.....	21
Tours and Experience Institutes.....	22
Art-N-Soul	26
Master Art Educator Series	27
Electronic Gallery.....	30
Hotel Map.....	33
Workshop Schedule.....	34
Conference Registration Form	65
Membership Form	69
TAEA Executive Committee	70

TEXAS ART EDUCATION ASSOCIATION
Conference Specifications
Hilton Anatole, Dallas, TX – November 20-24, 2013

MEETING SPECIFICATIONS:

DAY:	TIME:	GROUP:	PLACE:
Wed	6pm-10pm 7pm-12am	Conference Committee Work Executive Board Meeting	Trinity Pre-Function Area Reagan Suite, Rm 2572
Thu	7am-9pm 8am-4pm 7am-4pm 4pm-8pm 4pm-7pm	Registration Council-at-Large Exhibitors/Move In Workshops Exhibitors open	Trinity Pre-Function Coral Room Trinity Exhibit Hall Breakout rooms Trinity Exhibit Hall
Fri	7am-7pm 8:00am-9am 8am-2pm 8:00am-2pm 9am-2pm 2pm-4pm 4pm-7pm 4pm-7pm	Registration Exhibitor Showcase (all) Supervisor's Meeting Exhibits Open (Closed 2pm-4pm) 20-25 Breakout Sessions <i>Walk Up Workshops</i> First General Session Exhibits Open 20-25 Breakout Sessions <i>Walk Up Workshops</i>	Trinity Pre-Function Trinity Exhibit Hall Coral Room Trinity Exhibit Hall Breakout rooms <i>Locations</i> Trinity Ballroom Trinity Exhibit Hall Breakout rooms <i>Locations</i>
Sat	8am-2pm 8am-9am 9am-11am 11am-3pm 11am-8pm 3pm-5pm 7pm-9:30pm	Registration 20-25 Breakout Sessions Second General Session Exhibitors Open 20-25 Breakout Sessions <i>Walk Up Workshops</i> Division Meetings Artisan's Market	Trinity Pre-Function Breakout rooms Trinity Ballroom Trinity Exhibit Hall Breakout rooms <i>Locations</i> Breakout rooms Trinity Ballroom
Sun	7am-8am 8am – 9am 9am-11am 10:30am-3pm	Youth ART Month Breakfast Area Meetings Third General Session 10 Breakout Sessions	Topaz Room Breakout rooms Trinity Ballroom Breakout rooms



Dust Off Your “Why”

“Imagination is more important than knowledge, for while knowledge defines everything we know and understand, imagination points to all we might yet discover and create.”
Albert Einstein

We artists have our own brand of nerdiness. We are completely intrigued and immersed in all the amazing processes of art; we crave new ones and revel in the augmenting of old ones. We can’t get enough of the “Do”! If you think about it, these are exercises in the “What I am making” and “How I am making it” but are not necessarily tied to the “Why I am making it.” This focus on processes – or how to make art – can be viewed as the knowledge Albert Einstein spoke of above, but may not necessarily be coupled with the imaginative and innovative creative aspect of what inspires our art. The Why.

As we start to roll out the revised TEKS which will be implemented in 2015, we realize that the focus of these TEKS is less on process and more on artistic thinking. The winds have changed and the focal point of education is turning toward training children to think critically and exercise creativity. All of a sudden we hear, “The Fine Arts are crucial to developing the whole child.” They are looking at us, proud to have us, and watching to see how we brandish our creative edge. Now is not the time to practice arts education with the “what” and “how” surface, but to inspire our students to delve into their motivation for creating artwork or the “why”. Others are watching – we must show them how it is done.

As artists and art educators we have found our voice. We know how to communicate through our artwork and we know what we want to say. The heart of our art-making is this synthesis of our world and our experiences into a creation that expresses the richness of the essence of who we are. This is the journey we must take our students on. We must help them find their voice. This is what other content areas are missing and this is why our training is vital. Math, Language Arts, Social Studies and the Sciences only become real parts of a student when they are experienced on a personal, deep and creative level. When a student can take the knowledge and understanding of a content and synthesize it to fit into their world, it has become a creative endeavor and has the power to maintain longevity in the thought processes. These students then have the practiced skills to find creative solutions and make informed judgments in all aspects of their lives rather than just in academic studies. They have gone from renting to owning.

As we move into the TAEA Conference Season, be inspired to Dust Off Your “Why” and come find new inspiration and new ideas in the amazing workshops offered. I know you will find things that will enhance your own artistic voice and give you tools to inspire your students to find theirs. I can’t wait to see you!

Linda Fleetwood
President

EMPOWER VISUAL THINKING EMBRACE CREATIVITY 2013 DALLAS

Texas Art Education Association welcomes you to this year's Fall conference, November 21-24, 2013, in Dallas, TX, where our theme is Empower Visual Thinking. We have some amazing sessions and activities for you.

The conference will be at the Hilton Anatole Hotel, a museum of fantastic art works in and of itself.

Join us – Co-Chairs Janice Truitt, Alisa Meli and Myron Stennett for what will be an entertaining and informative conference.



(Back Row – left to right: Linh Nguyen, Myron Stennett, Roy Renzenbrink, David McCullar, Richard Oldham, Laurie Huff, Janice Truitt. Front Row – left to right: Alisa Meli, Brenda Hass, Dawn Valentine, Missy Head)

NEW ART MATERIALS FROM TRIARCO!

Triarco

Zentangle 7
Mazes & Shapes

Zentangle 8
Monograms • Alphabets

ARTastic Drawing
9" x 12"
50 sheets
60 lb.
RA19108

Triarco HEAVY BODY ACRYLIC PAINT
RA18754

Triarco HEAVY BODY ACRYLIC PAINT
RA18515

CONTACT US FOR YOUR FREE CATALOG!
P: 1-800-328-3360 • F: 1-877-727-2380
eTriarco.com

**Register for
the Dallas
Conference at
TAEA.ORG**

DIRECTIONS TO THE ANATOLE

The Hilton Anatole hotel is located at 2201 North Stemmons Freeway (I-35E) on 45 lush acres just north of the downtown Dallas, Texas business district - three miles from the recently expanded Dallas Convention Center, 20 minutes from Dallas/Ft. Worth International Airport and 10 minutes from convenient Dallas Love Field Airport. The hotel property may be accessed from its bordering streets; I-35E, Market Center Blvd. and Wycliff Ave.

Take I-35E North to Market Center Blvd. Turn left onto Market Center Blvd. and you will see the hotel on the right.

For additional driving or hotel information, please call the Hilton Anatole at 214-748-1200.

HOW TO GET THE HOTEL FROM DALLAS AIRPORTS

Dallas/Fort Worth International Airport

DIRECTIONS

Take south airport exit (Hwy 183 East); merge with I-35E South. Go about 4 miles, then exit Market Center Blvd. Hotel is on the right hand side.

Distance from Hotel: 14 mi.

Drive Time: 20 min.

Type	Typical Minimum Charge
Limousine	\$110
Super Shuttle	\$19
Rental Car	Prices vary
Taxi	\$40

Dallas Love Field

DIRECTIONS

Exit airport and turn right onto Mockingbird; make a left to get onto 35E South; exit Market Center Blvd. - hotel is on the right hand side.

Distance from Hotel: 6 mi.

Drive Time: 10 min.

Type	Typical Minimum Charge
Limousine	\$110
Super Shuttle	\$17
Taxi	\$20

ATTENTION

JEWELRY/METALSMITH TEACHERS

ARMSTRONG TOOL & SUPPLY IS A SUPPLIER OF A COMPLETE ASSORTMENT OF PRODUCTS TO JEWELRY PROGRAMS

Armstrong supplies Secondary Level and College programs with metals, pliers, files, and tools and equipment for forming, casting, and finishing. Armstrong accepts school purchase orders or credit cards. Also orders may be placed from our web site by choosing the purchase order option for payment and completing the requested information.

If you are not familiar with Armstrong, please examine our web site at

www.armstrongtoolsupply.com or call us at 1-800-446-9694

email: sales@armstrongtoolsupply.com

31541 W. Eight Mile Rd., Livonia MI 48152



BIG ART DAY – SPRING 2014

President Elect: Tim Lowke

The 2013 TAEA Conference is just around the corner and the Dallas Conference Committee has an exciting array of events planned to spark everyone's creative interest. Thanks to all the volunteers, presenters, vendors, board members, division chairs and council-at-large for making this upcoming conference such a wonderful professional development experience and just plain fun. The "Be Visual" campaign will be back with a major emphasis and announcement in Dallas!

The **Be Visual** project is more than some words to sum up TAEA, it is a call to action, a way to engage community — as visual folk, we encourage our students everyday to look, observe, record, think and express. We encourage them to **Be Visual** in all facets of their life. In **Be Visual**'s second year, your state professional organization is going to encourage each of you to step out and engage the community with ideas to show the importance of art education in the lives of our young people. One way we are going to make this happen is through **Big Art Day**.

Big Art Day is an art happening to raise awareness of art education and art as a creative force in our communities on a **BIG** statewide scale. It is an attempt by the Texas Art Education Association (TAEA) to engage all art educators, their students and communities in a single day art event. Through the TAEA lens, **Big Art Day** will engage art educators and membership from all divisions, levels, affiliates etc... across the state in a single effort to create an art event, project, program that happens on a single day to gain community attention on a statewide scale. TAEA will work to coordinate, register and assist in promotion of **Big Art Day**. This event is for members and by members! **Big Art Day** will take place during Spring 2014 - a single day, a day of art. Watch for the **BIG** date announcement coming soon!

Want to get started now? Check out the TAEA Annual Conference offerings for **Big Art Day**. There are workshops with Big Art Day in the title designed to generate ideas, assist with planning and get our membership on the move!


Brainstorm ideas of Big Art Day events like:

- Workshops for kids
- Mural Dedications
- Gallery Nights, art shows etc... Openings
- Handing out materials in front of museums
- Special museum / higher ed events
- Empty Bowl events
- Art oriented service learning events
- Art fairs
- Paint out or Sketchcrawl
- NAHS activities
- Be creative and go BIG for art!

Also, don't forget that **Be Visual** ideas generated at Conference 2012 from and for our members to use in enhancing their visual art program and engaging **YOUR** community in visual art are now posted - go to our **Be Visual** page at www.taea.org and click the **Be Visual** icon to get more information, contribute your creative idea or find out what is happening with this grassroots movement to get art out front in center and **Support Texas Art Education!**

Tim Lowke

President Elect / Texas Art Education Association



Elementary Division
Tamara Alami

Soundscape for a Painting by Guest speaker Dr. Frank Dufour

A FEATURED GUEST SPEAKER will be joining us at our elementary division meeting. We look forward to having an amazing fellow educator **Dr. Frank Dufour**, Associate Professor, Director of Art and Technology PhD Program. Frank Dufour is a professional sound specialist at UT Dallas. Our elementary teachers will be traveling to another dimension; a dimension of not only sight and sound but also movement and imagination. We will take a journey into wondrous paintings whose boundaries are of imagination. Your next stop is "Soundscape for a Painting".

Through technology and imagination art educators will get a glimpse of how to view a picture in an innovative way. We will also get a chance to create sound for a painting though the use of technology.

Furthermore, joining in the creativity we will be collaborating with our talented music teachers who will be sharing their student's talents at the beginning of the meeting to set

the atmosphere. A progressive new style is leading the elementary fine arts into a whole new movement.

Come prepared; bring pictures of your artwork and your laptops. Download audacity <http://audacity.sourceforge.net/> We will have microphones for you to share and we can practice creating soundscapes for our artwork.

Be prepared to have another great time and be engaged!!!

Connections:

Tamra Alami

tamraalami@gmail.com

Elementary Division Chair

Rebecca Schaefer

rebecca.schaefer@pisd.edu

Elementary Division Chair Elect



Middle School Division
Lis a Miller – Middle School
Division Chair - Elect

Travel the world with Middle School



One of the joys of working with Middle School Students, and yes, there are joys, is the ability to travel the world with your students inside the classroom. Many Middle School Art Teachers have incredible lesson plans that explore various cultures from around the world. From Australian Aboriginal Dot Paintings, African Masks and Chinese New Year's Dragons to Mexican Day of the Dead Calaveras, Middle School is a time to reflect on the art of other cultures. One of the highlights of the TAEA Conference is the opportunity to attend workshops on cultures that are either new to you or that will provide a fresh perspective to improve one of your favorite units. One benefit of having the

TAEA Conference in San Antonio last year was the diversity and richness of the Day of the Dead workshops and excursions. My favorite was "Celebrating the Mexican Days of the Dead" with **Nancy Walkup** and crew.

In addition to Conference, Middle School Teachers can look to their local communities to bring multicultural art to their Students. For example, College Station holds a "World Fest" each Fall which is an educational feast for students. My town of Bremond celebrates Polski Dzień or Polish Day each summer and for the last two years Middle School Art Students have created Polish Folk Art projects like Pysanky eggs and Wzcinancki or Polish Paper Cuttings for display at the local History Museum. So travel the world in your classroom with your students, but if you develop "classroom fever" and need to recharge join your peers at Conference this November in Dallas



High School Division
Cindy Garrett

We are Ramped Up and Ready to Go

Great things are happening within TAEA and YOU need to be a part of it. This year's conference is going to be the most exciting yet: Empowering Visual Thinking. Visual thinking is what we all do every day in our careers. It is described as seeing words in a series of pictures. Visual thinking is now currently dominate in about 65% of our students. They are the learners of the 21st century who have been taught by devices and clicks of a screen, through movies and reactions to multimedia input. How are you working to improve and change your classroom to speak to these learners?

Visual thinking contributes to all of our everyday activities, like driving, playing board games, catching a ball, and creating with a paintbrush on a canvas. Even responding to those around us and the subtle nuances of their body language and spoken work are reactions of a visual thinker. These are the things that we are asked to train our students in. The workforce companies that are hiring our high school grads are asking for improvements in training collaborative visual

Thinker teams. That's where we in TAEA come in! When was the last time you revamped what you do in your classroom to address the product of a graduate that you are producing? Today is the day.....Seize the moment, come to conference and look at the learning and teaching tasks as home in your classroom with a whole new flip side to the coin when you return.

The new focus in training collaborative visual thinking teams seems to be Project Based Learning environments. Well, haven't we been doing this in Art classrooms for years? Or.....have we? It is time we build our productions around real life instances of creating a gallery and a team who runs it, and a curator who invites outside exhibitors, and an event manager who develops an opening night for the exhibition, and a gallery educator who creates a brochure to speak to all those who will view the pieces.....Create the World We Imagine!



Higher Education Division
Terr Evans-Palmer

Summer Summit: Informal Discourse

Summit. The Higher Education Division met this summer on July, 31st-August 1st at Texas State University in San Marcos to discuss a number of topics of interest to members. Representatives from eight Texas universities attended. Among the five session topics were: (1) The Visual Arts and Technology "Show and Share." An example of shared projects was: *UT Austin's curriculum initiative to develop higher education methods course that prepares art education students for teaching art and media communications course, iPad projects, video reflections, social media inclusion in courses, etc;* (2) The Future of Technology in Instruction Discussion; (3) Undergrad GPA Requirements and Post Bac Coursework and/or Program Options. (4) Research Discussions. To list a few areas of interest for this topic were: *Art as Social Action Catalyst, Nurturing Artistic Confidence in Non Art Majors, Community Art Education, Community of Practice, ePortfolios, etc.*

Coursework and/or Program Options; and (5) Research Activities that Advance Faculty Professional Development, Tenure and Promotion.

Dallas Conference. Members are also preparing for an exciting TAEA conference this coming November with many collaborative and solo presentations that will benefit art education at all levels. As usual, there will be a panel of members from the Higher Education division presenting their recent research. If you are interested in doing so, please contact Teri Evans-Palmer (Texas State) or Kara Kelley Hallmark (The University of Texas at Austin).

Mark Your Calendars Now for November 21-24, 2013 for TAEA's Annual Conference at the in Dallas Hilton Anatole Hotel.

2201 North Stemmons Freeway
Dallas, TX 75207
Phone: 214-748-120




One of my favorite parts about working in an art museum is the opportunity to walk through galleries filled with art and beauty. Working at an encyclopedic museum like the Museum of Fine Arts, Houston, I can explore antiquities, masterpieces, and contemporary works of art, all in the course of a few moments.

This November at conference, I am so excited to hear from keynote speaker **Magda Sayeg**. An artist recognized for her textile creations and collaboration with communities and museums, she embodies the idea of taking art outside the museum. Some of you may remember her project *A Knitted Wonderland* at the Blanton Museum of Art in Austin, where she worked with education

I want to encourage you to attend this year's conference in Dallas. Conference is a wonderful opportunity for professional development, but also an opportunity to reconnect with other educators across the state, share best practices and to cultivate our community of art educators. This year, the Museum Division is taking on a greater role in the conference with special programming designed for discussions and exchange with museum educators beyond the world of visual art.

Kaela Hoskings khoskings@artpace.org





**Supervision/Administration
Division
Isabel Romero**

TAEA Supervisor's Meeting

Mark your calendars now for the upcoming 2013 TAEA's 52nd Annual Conference in Dallas at the Hilton Anatole. This year's theme is: **"Empower: Visual Thinking/Embrace Creativity."** How do we embrace this theme? If pictures speak louder than words, then the process of "thinking" and "embracing creativity" will be much more effective. Visual thinking will lead to creative leaders who share a common passion for bringing information and ideas to life visually! Empowering our students to become these visual thinkers through art is powerful!

The TAEA Conference will offer great workshops and lots of camaraderie. At the supervisor's meeting, we will have information to share and great topics. Our meeting will be on Friday, from 8:00am to 2:00 pm.

Some of our topics and presenters will include Barb Reinke, the Crayola education marketing manager; new rules of SB6; understanding the changes in how textbooks in Texas are adopted; and information regarding the new TEKS. Please sign up and join us for the Supervisors meeting to network, gain and share new ideas.



**Membership
Suzanne Greene/Mel Basham**

Come to DALLAS and Be Renewed

First you are in Dallas-the Big D.
Second look at the hotel-The Anatole which has an art collect worthy of museums. Look for the art throughout your visit and build a lesson on what you have seen.
Third new ideas, all workshops, keynote speakers, Inside the Studio, MAE-these will renew your spirit and your motivation.
Fourth fellowship where else can you meet so many new people with new ideas and willingness to help you in your classroom.

We want you in Dallas-we need your ideas, your commitment to the students of Texas, your love of learning, and your input on how to make our state organizations even stronger than it is.


We have a new theme-Follow the which is your opportunity to meet and learn from the Fellows.

TAEA now has over 3,000 members which makes us the second largest Art Organization after NAEA. We have a right to be proud of what have created in Texas, From our conference to YAM to VASE - we stand awed in what we have accomplished over these past years. We are a leader in Art Education.

Be renewed
Be open to new ideas
Be ready to make new friends
Be looking for that special lesson
Be shopping with the vendors
Be empowered to think visually
Be able to embrace creativity
Be Visual
Be there in Dallas



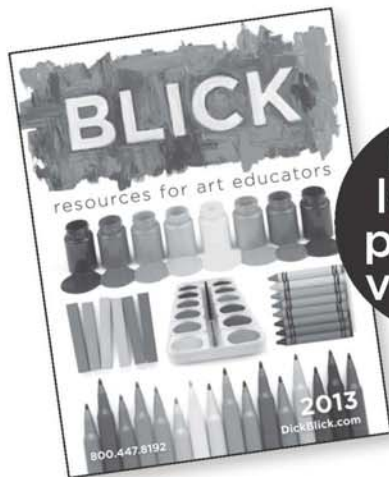
The walls are watching you!



Whimsical Wall Pockets!

Explore the rich and varied history of wall pockets and face jugs from cultures around the world. This project stirs the imagination as students create beautiful, whimsical, or even scary "hangable vases" out of clay, then glaze, paint, and embellish them. Deciding how to fill them is fun, too!

www.dickblick.com/lesson-plans/the-walls-are-watching-you/



**FREE
lesson
plans &
videos!**

BLICK®

800•447•8192 DickBlick.com



Hilton Anatole Photo Courtesy of Tripadvisor

Book your hotel room at the beautiful Hilton Anatole Hotel for the 2013 TAEA conference and receive the conference rate of only *\$159 per night*. Just click on this link ([TAEA Reservations](#)) to complete your reservation.

presents

Artist

MELANIE STIMMELL VAN LATUM

Melanie Stimmell Van Latum is an International 3D Street Painter and Fine Artist specializing in large scale collaborate projects and Renaissance Artistry. Melanie is Creative Director and Co-Founder of We Talk Chalk, an international street painting company offering 3D Street Painting and Visual Marketing Solutions to clients all over the world. She founded the Street Painting Society and created the Street Painting Academy.




GENERAL SESSION:

Friday, November 22, 2013
2:00-4:00pm
Trinity Ballroom

INSIDE THE STUDIO:

Explorations in Street Painting
Friday, November 22, 2013
9:00-10:45am
Coronado A




presents

Artist

MAGDA SAYEG

Magda Sayeg is a street artist that knits and crochets yarn with contrasting colors and pattern as a Yarn Bombing Pioneer. She has become recognized as an artist in the broader community and the art world with commissioned exhibitions, hosting workshops and teaching classes. Her textile creations cover everyday objects such as cars, buses, street poles, and tree trunks. She loves collaborating with other artists to create meaningful projects.



GENERAL SESSION:

Saturday, November 23, 2013

9:00-11:00am

Trinity Ballroom


INSIDE THE STUDIO:

Transforming Everyday Objects with Textiles

Saturday, November 23, 2013

1:00-2:45pm

Coronado A



presents

Artist


LIZ WARD

Liz Ward is an art professor for the Department of Art and Art History at Trinity University in San Antonio. Liz Ward currently lives and works in Texas and has been represented by Moody Gallery since 1994. She has exhibited extensively throughout the United States in numerous one-person exhibitions. Her work is part of the collection of the Whitney Museum of American Art, New York, the Museum of Fine Arts, Houston, and the Austin Museum of Art. A passionate advocate for the environment, Liz incorporates environmental topics into her art.



GENERAL SESSION:
Sunday, November 24, 2013
9:00-11:00am
Trinity Ballroom

INSIDE THE STUDIO:
*Experimental Approaches to Color and
Techniques in Watercolor*
Saturday, November 23, 2013
6:00-7:45pm
Coronado A





Coming Spring 2014

Come to Conference –
take a workshop,
connect with your peers,
develop ideas
and then
GO BIG ART DAY!

taea.org or bigartday.org for ideas and information.

Big Art Day is an art happening to raise awareness of art education and art as a creative force in our communities on a **BIG** statewide scale. It is an attempt by the Texas Art Education Association (TAEA) to engage all art educators, their students and communities in a single day art event.

WWW.AMERICANCERAMICS.COM WWW.AMERICANGLASSSUPPLY.COM WWW.POTTERYCONSULTANT.COM			
	KILNS 	SWOOSH	GLAZES
BAM! BISQUE	SHAZAM! TEACHER IN-SERVICE	GLASS FUSING 	WHEELS EQUIPMENT FOOOOM! TOLL FREE 1-866-535-2651



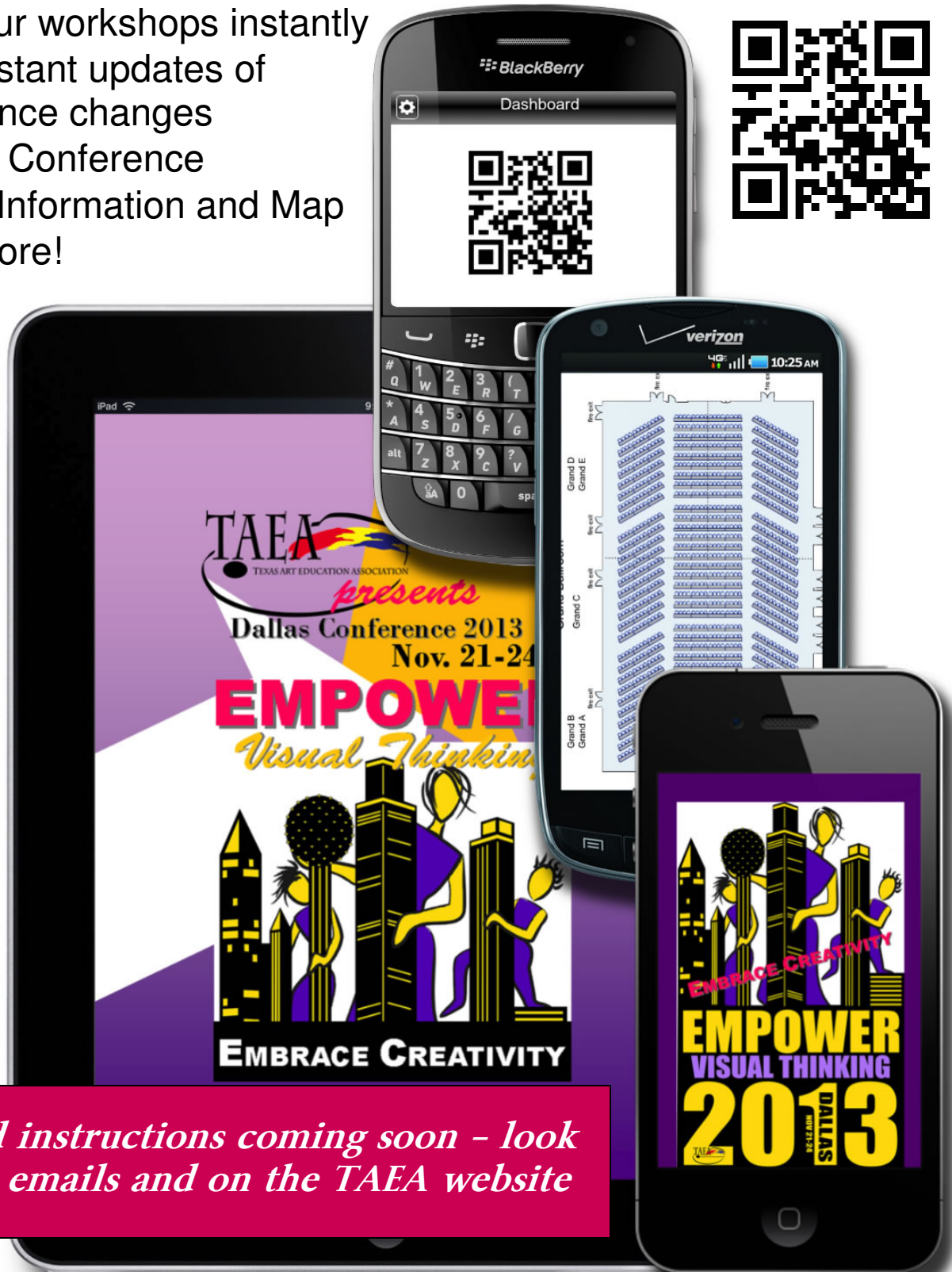
TAEA 2013 Conference Exhibitors

A Franklin & Associates #247;346	Mittlermade #104
Abbeville Press, Inc. #208	Nasco #309
ACIS #308	New Hampshire Institute of Art #355
Activa Products #118	Newell Rubbermaid Sanford/ Featuring Prismacolor and Sharpie #300
Amaco/Brent #115;117	Olympic Kilns #121
American Ceramic & Glass Supply #221,320,225,324	Pacon Corporation #100
Armadillo Clay & Supply #200	Paragon Industries #226
Art Instruction Schools #215	Royal Brush Mfg. #220
Art To Remember #205	San Francisco Art Institute #219
Asel Art Supply #336;338	Sargent Art #141;143
Blick Art Materials #135;234	Savannah College of Art & Design #332
Brazos Glass #327	Sax Art Education #313;315
Carpenter-Wild Associates #337;341	Shimpo Ceramics #112;114
Ceramic Store of Houston #210	Skutt Ceramic Products, Inc. #109;111
Chroma Inc. #346	Southwest School of Art #331
Crayola, LLC #316;318	Spa Escape – BeautiControl #345
Crescent Cardboard #116	Spectrum Glazes #213
Cress Mfg. Company #214,216	Square 1 #231;233
Davis Publications #124;126;128	TAEA Headquarters #255;256;364
Denton Art Girls #301;303	Texas Art Supply #347,349
Dixon Ticonderoga #326;328	Texas Lettering Arts Council #317;321
FIDM/Fashion Institute Of Design & Merchandising #329	Texas Pottery Supply & Clay Company #228
FM Brush Company – Dynasty Brush #207	Texas Tech University School of Art #304;306
General Pencil Company #209	Triarco Arts & Crafts #101,103
Glass Accessories Int'l/Stained Glass of McKinney #129	Trinity Ceramic Supply #312;314
Glue Art and Paper Studio #127	United Art & Education #217
L&L Kilns #202	University of North Texas #302
Mayco #123;222	University of Texas Permian Basin #330
MD Enterprise Pro Panels #201;203	VASE #343
	Waterman Marketing Co. #147;149
	WB Manufacturing #237
	YAM #305

TAEA Brings Back a Favorite!

Smart Phone **App** for 2013 Conference

- Create your own Schedule
- Take notes in workshops right in your session space
- Rate your workshops instantly
- Get constant updates of Conference changes
- Maps of Conference
- Vendor Information and Map
- Much More!



Download instructions coming soon – look for TAEA emails and on the TAEA website



ARTVANTAGE

is creating a new identity:

Building For The Future!

ArtVantage is building a new identity. Starting in Dallas, when you become an ArtVantage member, you will be contributing to the new TAEA Foundation. Let's give back to others and build towards the future of TAEA. Be an ArtVantage Member.
\$20 first year
\$15 each year afterwards

So wear your ArtVantage ribbon proudly!



In the 21st century, everything around us is **VISUAL**. From the clothes we wear, to the app we use on the *smartphone* we bought because of its function, but most important, its design. User interfaces for daily tasks are moving from the written to the visual. The way something looks has now become as important as its functionality. Our children consume knowledge from a multitude of sources mostly through screens – game screens, *ipod* screens, computer screens, flat panel television screens, data projection screens, and many more. Gone are the days of producing imagery on the fly without a graphic designer or someone with some visual art knowledge. Consumers demand websites that are slick, clean and sophisticated to drive people to their content and achieve their business goals. You have to **Be Visual** in the world today.

Did you know that . . .

We live in a visual age. Most children and youth spend 10 hours per day in front of screens composed of pictures and words, often two types of screens at once.

The arts provide jobs. 1.25 million Americans currently work in the visual arts. Jobs for artists and designers are predicted to increase by 43% by 2016.

Art education equips students to form mental images, which can be used to solve problems—an ability that chemists, engineers, and architects use to create models and that inventors use to think up new ideas.

Art education requires students to use their eyes and hands to give form to ideas generated in the brain—a discipline that Nobel Prize winner Eric Kandel proved boosts brain power. Research also indicates that high school art programs engage students and keep in school those at-risk of dropping out.

Added content from: http://www.arteducators.org/advocacy/ARTS_ED_e-FLYER_3.pdf

Now more than ever, the children of Texas need to be strong, educated, visual learners to achieve success and access knowledge in the 21st century. The Texas Art Education Association promotes quality visual arts education by advocating it as an integral part of a balanced curriculum in Texas schools. We encourage children, youth, and adults to **BE VISUAL** and learn about art. Watch for the TAEA **Be Visual** initiative throughout annual conference and through the year. Get connected for **Big Art Day** in Spring 2014. Support art education in your Texas community!



Tours and Experience Institutes

THURSDAY, NOVEMBER 21, 2013

Evening in the Arts District

Thursday, November 21, 5:30 – 9:30 pm

Maximum 100 participants

\$15

Ticketed Event

Enjoy Thursday evening at the Dallas Museum of Art and Crow Collection of Asian Art. Check-out DMA docents for private tours and visit the Center for Creative Connections to make your own creation. Free admission to DMA exhibitions with conference badge. Explore Arts District dining and Klyde Warren Park. The \$15 fee covers shuttle bus transportation. The last shuttle bus will leave the Arts District at 9:00 pm.

FRIDAY, NOVEMBER 22, 2013

Cowboy's Stadium Art Tour (newly named AT&T Stadium)

Friday, November 22, 9:00 am – 1:00 pm

Maximum 50 participants

\$30

Ticketed Event

Tour AT & T Stadium, home of the Dallas Cowboys. You don't have to be a football fan to enjoy this tour! View the Jones family's world class art collection with over 40 works including 14 large scale site specific installations. Tour fee and bus transportation is included.

Goya Mastery in Prints

Friday, November 22, 9:30 am – 12:30 pm

Maximum of 26 participants

\$20

Ticketed Event

Examine etchings from Francisco Goya's famous print series *Los Caprichos* pulled from Meadows Museum collection. After exploring the various processes employed by Goya, experience a demonstration on methods and techniques with printmaker Daniel Birdsong. Bus transportation included.

Tours and Experience Institutes

Nasher XChange Tour

Friday, November 22, 9:30 am – 12:30 pm

Maximum of 26 participants

\$15

Ticketed Event

Commemorating its 10th anniversary, the Nasher Sculpture Center presents *Nasher XChange*, a dynamic public art exhibition consisting of 10 commissioned works by 10 renowned artists at 10 diverse sites throughout the city of Dallas. Tour 4 sites and be a part of the exchange. Bus transportation included.

Nasher Sculpture Center Tour

Friday, November 22, 9:30 am – 12:30 pm

Maximum of 20 participants

\$20

Ticketed Event

Join the Curator of Education for a tour of the Nasher Sculpture Center. The museum is home to one of the finest collections of modern and contemporary sculptures in the world, featuring more than 300 masterpieces by Calder, Giacometti, Matisse, Picasso, Rodin, and more. Entrance fee and bus transportation included.

Dallas Museum of Art Conservation Studio

Friday, November 22, 9:30 – 11:30 am

Maximum of 26 participants

\$15

Ticketed Event

Join Conservator Mark Leonard and museum educators for a tour of the DMA Paintings Conservation Studio and learn about recent projects. Opening to the public in November 2013, the new Studio includes state-of-the-art technology, public observation areas, and an adjoining gallery highlighting artworks on view with a conservation perspective. Bus transportation included.

The Warehouse Reception & Tour

Friday, November 22, 4:30 – 7:30 pm

Maximum 100 participants

\$10

Ticketed Event

Join us for a reception and tour at The Warehouse, a new contemporary art space in Dallas created by two collecting families – the Rachofskys and the Faulconers. Current exhibition *Parallel Views: Japanese and Italian Art from the 1950s, 60s, and 70s* features over 130 rarely seen works. Light snacks will be provided. Bus transportation included.

Tours and Experience Institutes

The Warehouse Reception & Tour

Friday, November 22, 5:30 – 8:30 pm

Maximum 50 participants

\$10

Ticketed Event

Join us for a reception and tour at The Warehouse, a new contemporary art space in Dallas created by two collecting families – the Rachofskys and the Faulconers. Current exhibition *Parallel Views: Japanese and Italian Art from the 1950s, 60s, and 70s* features over 130 rarely seen works. Light snacks will be provided. Bus transportation included.

SATURDAY, NOVEMBER 23, 2013

Contemporary Art Workshop: Jim Hodges

Saturday, November 23, 11:30 am – 2:30 pm

Maximum 27 participants

\$15

Ticketed Event

Contemporary artist Jim Hodges excels at poetic gestures of conceptual art using materials that range from the everyday to the precious. Explore the exhibition *Jim Hodges: Give More Than You Take*. Conversation, contemplation, and hands-on activity will characterize your experience. Exhibition admission and bus transportation included.

An Afternoon with Gutai at The Warehouse

Saturday, November 23, 11:30 am – 3:30 pm

Maximum of 27 participants

\$20

Ticketed Event

Through gallery discussions and hands-on projects, teachers will learn about the groundbreaking Japanese art movement Gutai (1954-1972). Jiro Yoshihara, leader of the group, challenged the artists to give life to matter. Teachers explore how Gutai artists constantly challenged preconceived notions of art and art-making. Supplies and bus transportation included.

Dallas Arts District Architectural Walk Tour

Saturday, November 23, 11:30 am – 2:00 pm

Maximum of 15 participants

\$20

Ticketed Event

Dallas Arts District has been a thirty year plan in the making and boasts buildings by four Pritzker Prize-winning architects in a 4 block span. Dallas Center for Architecture will lead a 90-minute walking tour of the largest urban arts district in the US. Tour fee and bus transportation included.

Tours and Experience Institutes

Dallas Arts District Architectural Walk Tour

Saturday, November 23, 1:00 – 3:30 pm

Maximum of 15 participants

\$20

Ticketed Event

Dallas Arts District has been a thirty year plan in the making and boasts buildings by four Pritzker Prize-winning architects in a 4 block span. Dallas Center for Architecture will lead a 90-minute walking tour of the largest urban arts district in the US. Tour fee and bus transportation included.

Creativity, Technology, and Making at the Dallas Museum of Art

Saturday, November 23, 2:00 – 5:00 pm

Maximum 27 participants

\$15

Ticketed Event

Dallas Museum of Art educators will model two successful programs, *Art Bytes* and the *Creativity Challenge*. These innovative programs engage participants, expand imagination, develop new knowledge, and explore works of art in unique ways. Participants will become makers through hands-on sessions that merge art, creativity, and technology. Bus transportation included.

Dragon Street Galleries and Dallas Design District Hop on/ Hop off Shuttle

Saturday, November 23, 2:30 – 8:30pm

Maximum 400 participants

\$15

Ticketed Event

Explore Dragon Street and the Dallas Design District, home to galleries and shops, at your leisure. Most galleries are located on Dragon and Slocum Street and will be open Saturday until 8 pm with special exhibitions as part of the monthly *Dragon.Open*. The shuttle service will run from the Anatole Hotel beginning at 2:30 pm with the last shuttle leaving Dragon Street at 8:00 pm.


TAEA Giving Back

Art-N-Soul

We invite you to participate in our annual Art-N-Soul program by donating money or art supplies to enrich children's lives with art. TAEA members are encouraged to bring new and unused art supplies for children Pre-K to 12th grade to the TAEA conference in November at the Anatole Hotel in Dallas. Monetary donations will also be accepted and used to purchase art supplies. This year's donations will go to two children's medical centers in the Dallas area: Medical City Children's Hospital and Children's Medical Center of Dallas. Bring your donations to the Art-N-Soul table located in the Trinity Prefunction Area of the Anatole Hotel. Donations will be accepted on the Friday and Saturday of the conference.



This is a great service project for local art education associations and/or campus or district service organizations such as art clubs and National Art Honor Societies.



MASTER ART EDUCATOR SERIES

Do you agree with Babe Ruth when he said, “Don’t let the fear of striking out hold you back?” If your strike zone has grown and you need rejuvenating, consider the tools found in TAEA’s MASTER ART EDUCATOR strand.

Again, the Texas Art Education Association offers its MASTER ART EDUCATOR Strand, created to provide members successful tools for their educator tool boxes. The profile includes 12 essential attributes. When these are absorbed, adopted and implemented as needed – in part or in whole – they will enable art teachers to find real success in their classrooms and real joy in their profession. They can also serve as examples to other content area teachers because educators in the fine arts are blazing the trail of authentic learning for children.

Are you a brand new art educator?

Are you an art educator with alternative certification?

Are you an art educator looking for a specific solution?

Are you an art educator in search of all the tools you can find?

Are you in need of rejuvenation?

If you answered “yes” to any of the above, come to the Annual Conference and plumb the depths of the Master Art Educator with us. There are 12 amazing Master Art Educators who will be guiding these sessions.

The 12 Attributes (and sessions) are: 1. Sees developing relationship with students as key to student success, 2. Builds an effective classroom environment, 3. Successfully integrates across the curriculum, 4. Teaches process and technique through the creation of art, 5. Establishes a collaborative and/or collegial environment between teachers and students, and students and students, 6. Applauds creative thinking rather than mimicry – differentiating instruction for unique results, 7. Establishes high standards with formative, summative and authentic assessment – enabling students to set and reach high goals, 8. Relates the creative process and problem-solving skills to everyday life, 9. Actively engages students at all times, 10. Believes in students in a positive way – all students have potential, 11. Seeks continuing development in their field – is a perpetual learner, and 12. Is an active artist.

So – come and explore this strand with us. We’ll “weave” it together!

Linda Fleetwood

1. MASTER ART EDUCATOR: Relating to Students – Key to Student Success

In this session, learn that the Master Art Educator sees developing relationship with students as key to student success. Students know they are cared for with risk factors removed. Students care about learning because teacher cares about them with the student/teacher relationship based on mutual respect. The teacher is a facilitator rather than dictator and advocates for his/her students and program. Genuine interest is taken in student interests and activities.

Tim Lowke

2. MASTER ART EDUCATOR: Building an Effective Classroom Environment

In this session, learn that the Master Art Educator builds an effective classroom environment. The room is organized, but functional, and is instructionally specific with the room arrangement related to assignments. The room could appear as organized chaos as students direct their own learning. It contains samples of historical, professional, exemplary student, and career idea artworks. Safety concerns are evident and visible within the organization of the classroom and students are given choices within the safe environment.

Elise Johnson**3. MASTER ART EDUCATOR: Integrating Across the Curriculum**

In this session, learn that the Master Art Educator successfully integrates across the curriculum. Accomplished curricular by tying art to core norms in writing, vocabulary, measuring, environmental science, etc. and by teaching other content teachers how to incorporate art into their curriculum thereby creating student relevance. This is accomplished through enhancing school climate by taking part in fine arts and spirit events.

Maureen Doebbler**4. MASTER ART EDUCATOR: Process and Technique**

In this session, learn that the Master Art Educator teaches process and technique through the creation of art. Scaffolding is used to teach process and teaching is differentiated for different student learning styles. Also, traditional art methods are deconstructed and constructed for further scaffolding. Many different teaching strategies are used: teacher demonstration, guest speakers, field trips, samples, etc. Students are encouraged to self-discover and then their findings are celebrated. They are given casual exploration time provided with formative checking without the pressure of summative assessment. There are no cookie cutter projects; both process and product are utilized for the students to examine, explore, express, and evaluate.

Teri Evans-Palmer**5. MASTER ART EDUCATOR: Establishing a Collaborative and Collegial Environment**

In this session, learn that the Master Art Educator establishes a collaborative and/or collegial environment between teachers and students, and students and students. The art room is a safe environment that allows communication; agreeing to disagree, exploring, discovering, and trying. The teacher is a guide or facilitator who leads students to destinations. The teacher keeps it “light” – learning to laugh and using a sense of humor. There is a climate of mutual respect as students are people – not lesser beings. The teacher shows students their own artwork and has students observe them working. Students are encouraged to create their own rubrics and criteria and peer collaboration and tutoring is welcomed and encouraged. The teacher creates quality questions – giving students ample time to reply – then probes farther to encourage deeper thinking. Instruction is not limited to just the art classroom but is found in other disciplines and in the community.

Madelene Buzan**6. MASTER ART EDUCATOR: Creative Thinking**

In this session, learn that the Master Art Educator applauds creative thinking rather than mimicry and there is differentiation for unique results. Students are encouraged and expected to look outside their comfort zones and approach things in new ways to stretch them for growth and positive feedback is given to encourage. Open-ended projects and different types of materials are provided to help students stretch. There are student-led changes and teachers welcome and celebrate student discovery. Brainstorming strategies are encouraged and teachers help students make connections with their own experiences for authentic instruction.

Debi Waltz**7. MASTER ART EDUCATOR: Establishing and Reaching High Standards Through Assessment and Pedagogy**

In this session, learn that the Master Art Educator establishes high standards with ongoing formative, summative and authentic assessment – enabling students to set and reach high goals. Teachers provide a balanced curriculum – teaching the TEKS but then extending them. Creativity is cultivated and arrangements are made for thoughtful engagement with art. Connections are made for relevance so that students develop a healthy global world view. Learning is student-centered and class critiques are positive and productive. Varied pedagogical strategies are used: ask 3 before me, value/produce/re-assess, brain-based activities, peer critiques, differentiation, etc. Students are encouraged to be risk-takers and problem-solvers and teachers set high expectations and demonstrate a “can do” success-driven attitude.

Mel Basham**8. MASTER ART EDUCATOR: Relating the Creative Experience to Everyday Life**

In this session, learn that the Master Art Educator relates the creative process and problem-solving skills to everyday life. Teachers keep learning real, establishing relevance to produce rigor. Students are encouraged to create artwork that relates to their lives and their cultures. Teachers get to know their students – making relevant connections and valuing their culture and experiences. They motivate their students like a coach and help others see the importance of creativity and the arts.

Suzy Greene**9. MASTER ART EDUCATOR: Actively Engaging the Student**

In this session, learn that the Master Art Educator actively engages students at all times. Learning is student-centered (with teacher orchestrating), concept driven, relevant to the student, encouraging, cross-curricular, engaging, student-guided, and teambuilding. The classroom appears as organized chaos as learning is accomplished through communication, collaboration and movement – teacher to student and student to student. Teacher uses communication pedagogical strategies like: think-pair-share, peer critique based on the Critical Method, 100% participation, and differentiation. There are no worksheets or technique practices without application to real artwork. Laughter is encouraged and open-ended projects are used to give students freedom of choice. Expectations are overt or transparent and therefore criteria and guidelines are provided for the student.

Mary Hierholzer**10. MASTER ART EDUCATOR: Is Positive – Believes in Students**

In this session, learn that the Master Art Educator believes in students in a positive way – all students have potential and all start each day anew. Teacher establishes a “Yes You Can” atmosphere – helping students find their unique gifts – and establishes an open-ended approach to learning. Teacher is happy in his/her work with a joyful attitude knowing that a successful and positive attitude starts with the teacher. Teacher is encouraging and celebrates creative problem-solving skills. Order in the classroom is established to maintain peace and safety. Teacher is flexible, forgiving, merciful, professional, positive, encouraging, mentoring, resilient, and has respect for the students, the school, and community.

Christine Bain**11. MASTER ART EDUCATOR: Seeks Continuing Development**

In this session, learn that the Master Art Educator seeks continuing development in their field – is a perpetual learner. Teachers stay up-to-date because the field of art education is always changing and they must feed themselves artistically to stay fresh, innovative, and creative. Teachers must stay ahead of the curve because they are preparing students for jobs that have not even been created yet so creative problem-solving is essential. The world changes fast in the information age and new research impacts practice and can make the difference in student success. Teachers must stay energized and happy in the profession and must use research and new strategies while keeping what is best of tried and true practices.

Betsy Murphy**12. MASTER ART EDUCATOR: Is a Practicing Artist**

In this session, learn that the Master Art Educator Is an active artist because teachers relate best to a student if they are still learning as well. Teachers showing and creating their own artwork display and demonstrate the creative spirit. It also builds relationships with students and increases trust and relevance; giving them confidence in their teacher. Practicing artists/teachers introduce the artist's lifestyle as a career choice and help students be proud to be involved in the arts. Practicing artists/ teachers also stay on the cutting edge of new materials and trends and demonstrate innovation which builds personal experiences that students relate to.



CALLING ALL MEMBERS

Showcase your own artwork! Submit your own fabulous creations to the TAEA Electronic Gallery in time for our 2013 Fall Conference Nov. 21-24 in Dallas.

Our gallery is open to submissions from TAEA members only; each member can enter up to 5 images, 2D or 3D, done in any medium. Artwork must have been done in the past three years, and works previously submitted to the Electronic Gallery may not be re-entered. Each entry must be accompanied by a \$5.00 fee; the money we collect will be used for cash prizes in this juried show, and to cover Electronic Gallery expenses.

Preferred method for submission is via electronic file, JPEG format, emailed to chris.cooper@smcisd.net or burned onto a CD/DVD along with identifying information and mailed. Slides or photos will also be accepted, but electronic files are encouraged. Make sure that digital files are in the neighborhood of 5 x 7" to 8 x 10", at 300ppi. Smaller files, especially those saved at a lower resolution, may not be of sufficient quality to properly showcase your work.

If you need digital photography tips, or how-to information, contact the Electronic Gallery chair, Chris Cooper, either by email at chris.cooper@smcisd.net, or by phone during the school day at 512-393-6842. Our entry info sheet and submission form are available online at www.taea.org.

So let your own creative juices flow; let the Electronic Gallery inspire you to create some fantastic art for us to showcase at our November conference and on the TAEA website. Submissions for the 2013 Electronic Gallery are due to Chris Cooper by October 15, 2012.



TAEA ELECTRONIC GALLERY SUBMISSION FORM 2013

SUBMISSION DEADLINE: OCTOBER 15, 2013

Name _____

TAEA # _____ Email _____

Address _____ City, St., Zip _____

Day Phone _____ Evening Phone _____

Institution _____ Position _____

IMAGE #1

Medium _____

Title _____

IMAGE #2

Medium _____

Title _____

IMAGE #3

Medium _____

Title _____

IMAGE #4

Medium _____

Title _____

IMAGE #5

Medium _____

Title _____

I have enclosed along with this form:

☐
☐
☐

My \$5.00 fee per entry (check or money order)

My electronic files (on CD/DVD) or slide(s)/photo(s), identified by number or title

A self-addressed stamped envelope (send only one regardless of number of entries; if you want your media returned, send a large enough envelope)

Send it all to:

chris.cooper@smcisd.net

**Chris Cooper
San Marcos High School
2601 Rattler Road
San Marcos, TX 78666**

day: 512-393-6842

PERMISSION FORM

By signing this form, I give TAEA permission to incorporate my artwork into an electronic display, which will be used at the TAEA annual conference and on the TAEA website.

Name _____ Date _____



TAEA ELECTRONIC GALLERY INFORMATION—2013



TAEA's Electronic Gallery is a way for you, the artist-teacher, to showcase your own artwork both at our annual conference and on the TAEA website. It is a juried show, open only to TAEA members. All 2D and 3D work is accepted, and cash awards will be given to the juror's top picks in each category.

ELIGIBILITY

- Entrants must be current TAEA members.
- Artwork must have been made within the past 3 years.
- Artwork must not have been previously entered in the Electronic Gallery.
- 2D or 3D artwork is accepted, in any medium.
- Limit 5 entries per person.

FEES

- Entrants must send a \$5.00 non-refundable fee per entry—all monies collected are used for prizes and Electronic Gallery expenses.
- Checks & money orders are accepted, made payable to: **TAEA Electronic Gallery.**

FORMAT

Electronic files: Must be saved in JPEG format on a CD/DVD. Identify CD/DVD with artist's name and address.

- Save images at roughly 8 x 10" size, at 200-300ppi; the image should appear the way you want it to be displayed.
- Artist & artwork info should be in a Word file also burned on the CD/DVD.
- Crop out all unnecessary areas, including mats and frames. Please remove glass, acetate, or Plexiglas coverings before photographing the work.
- If more than one image is submitted, each image title must be a different number or artwork title, and should match what is written on the separate entry form.
- Open image files on a different computer to check that the image and its information will open and is correct.
- For digital photo tips or how-to-save information, email chris.cooper@smcisd.net

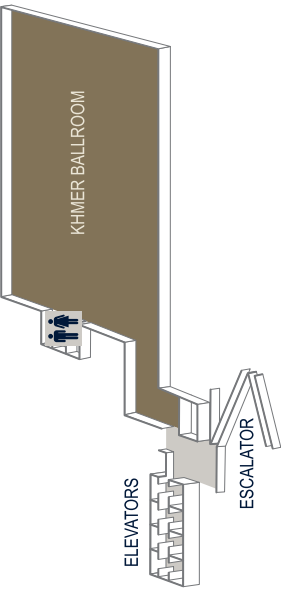
Slides: Must be 35mm slides in standard mounts. Mark slides with TOP, FRONT, name, address, title, medium, and artwork size. Artist/artwork information should be included as a paper document.

Send CD/DVD, entry form, check or money order, and self-addressed envelope to:

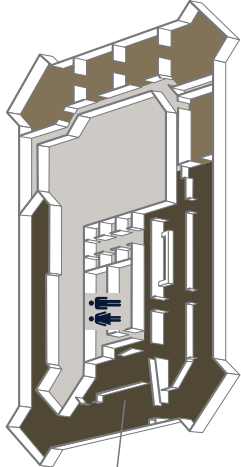
Chris Cooper
San Marcos High School
2601 Rattler Road
San Marcos, TX 78666

NOTE: if you choose to email your work, please make JPEGs sufficiently large for electronic display.

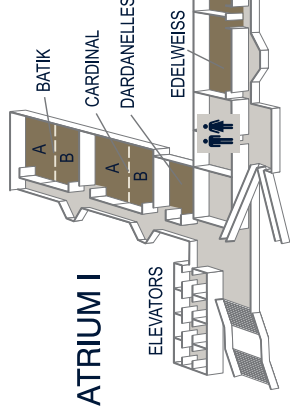
- Exhibit Hall
- Ballrooms
- Meeting Rooms
- Restaurants & Bars
- Business Center



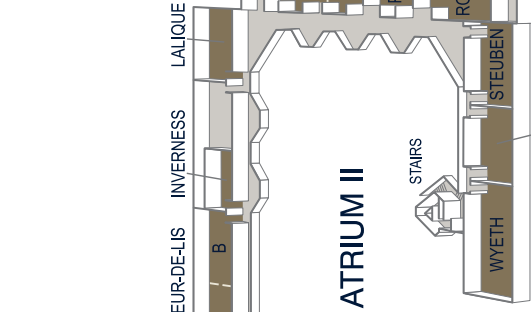
THIRD LEVEL



27TH FLOOR
TOWER

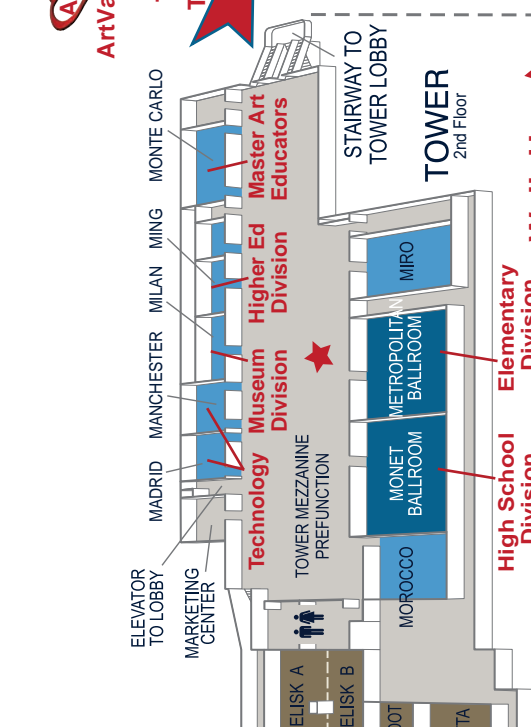


MEZZANINE LEVEL



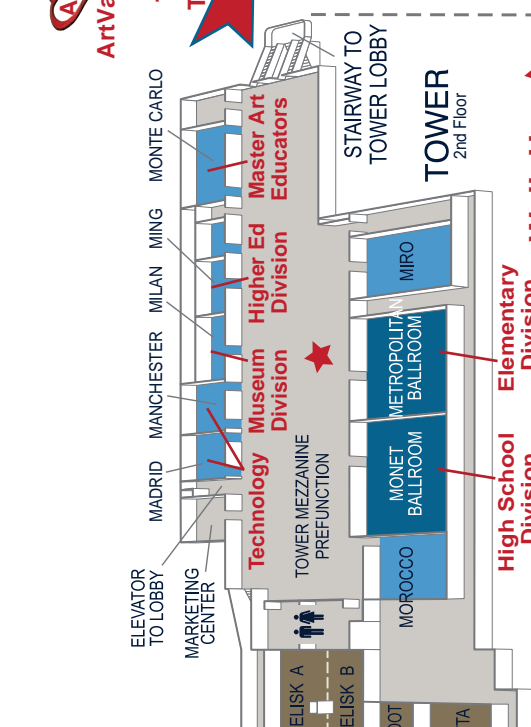
ATRIUM I

ATRIUM II



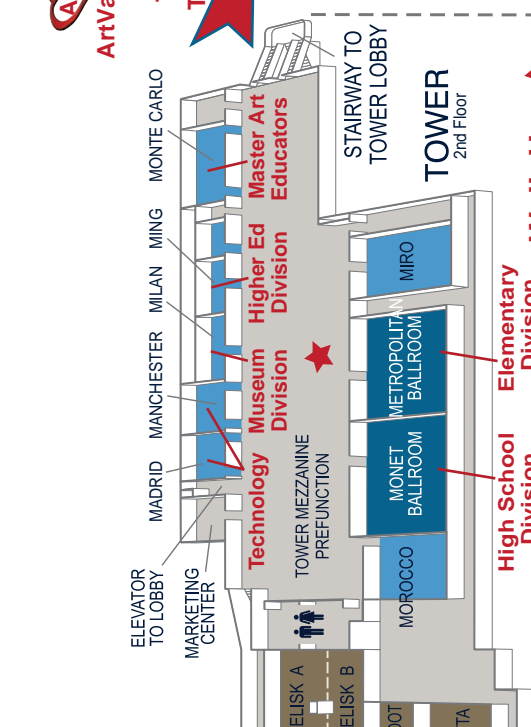
ATRIUM I

ATRIUM II



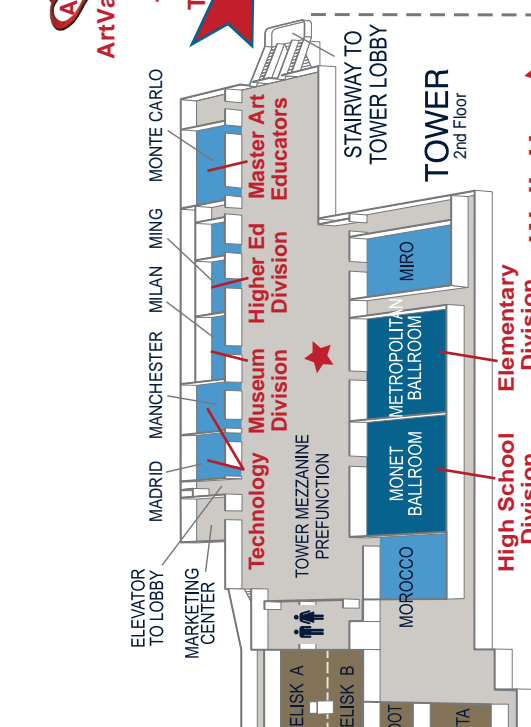
ATRIUM I

ATRIUM II



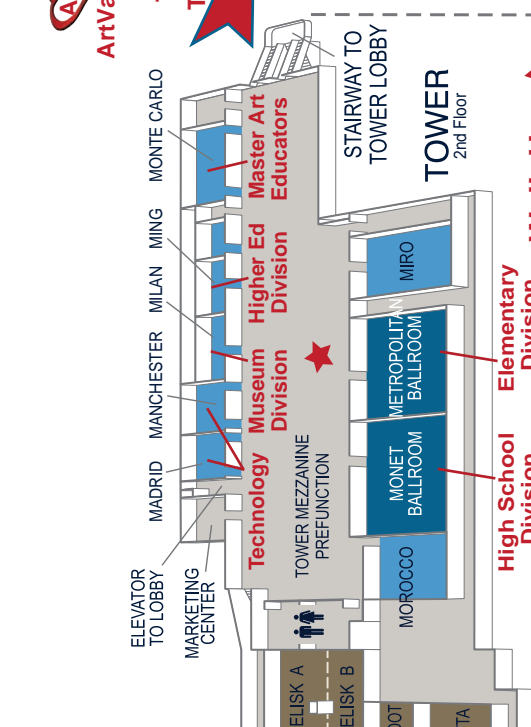
ATRIUM I

ATRIUM II



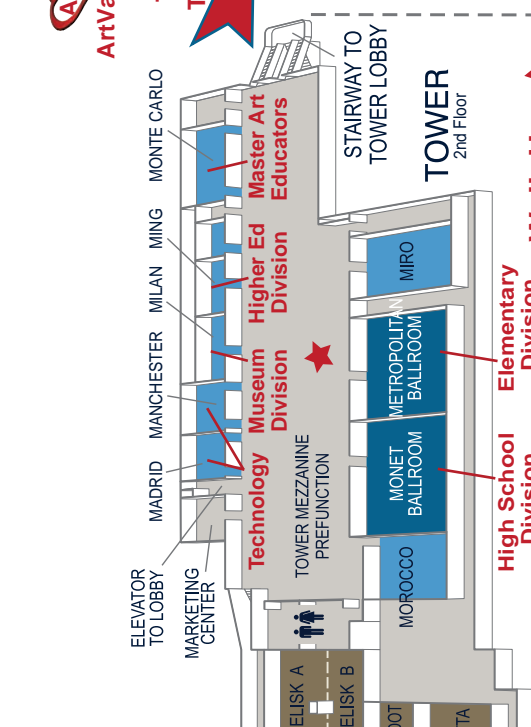
ATRIUM I

ATRIUM II



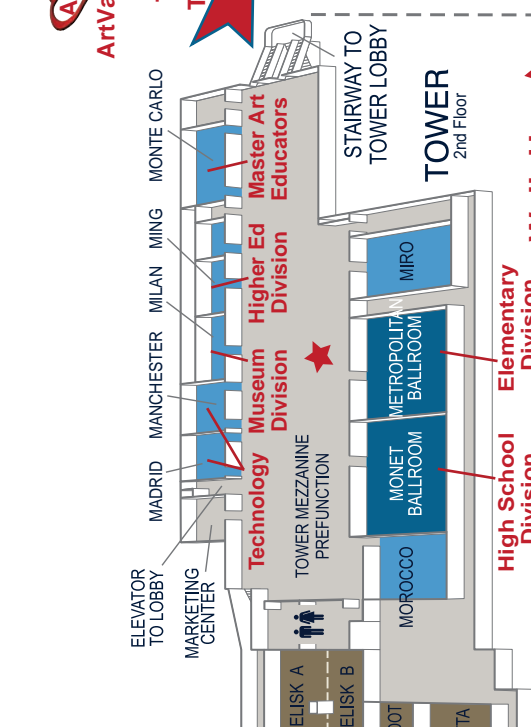
ATRIUM I

ATRIUM II



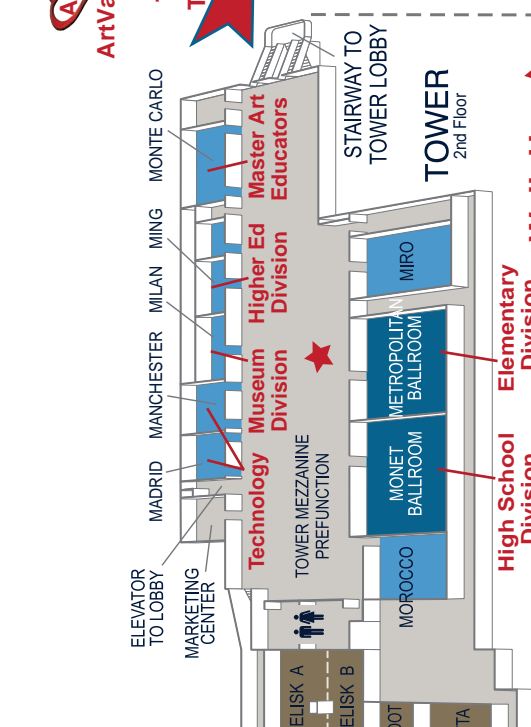
ATRIUM I

ATRIUM II



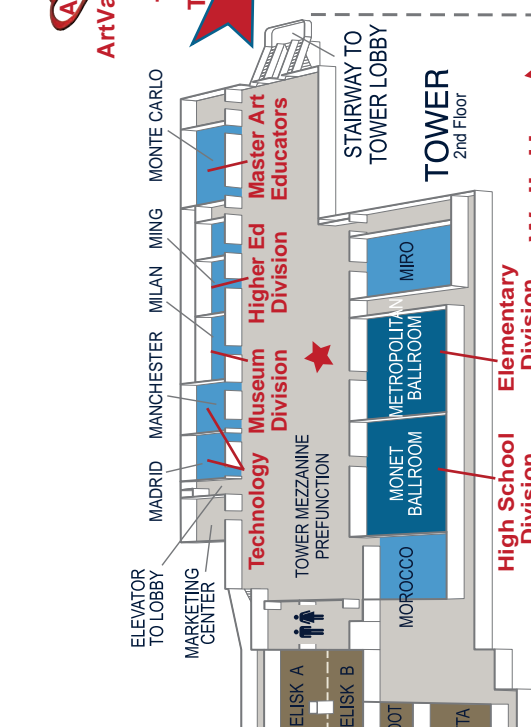
ATRIUM I

ATRIUM II



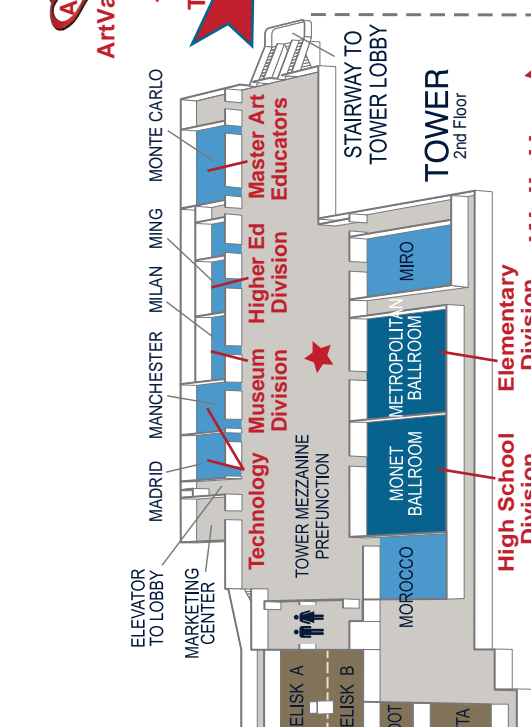
ATRIUM I

ATRIUM II



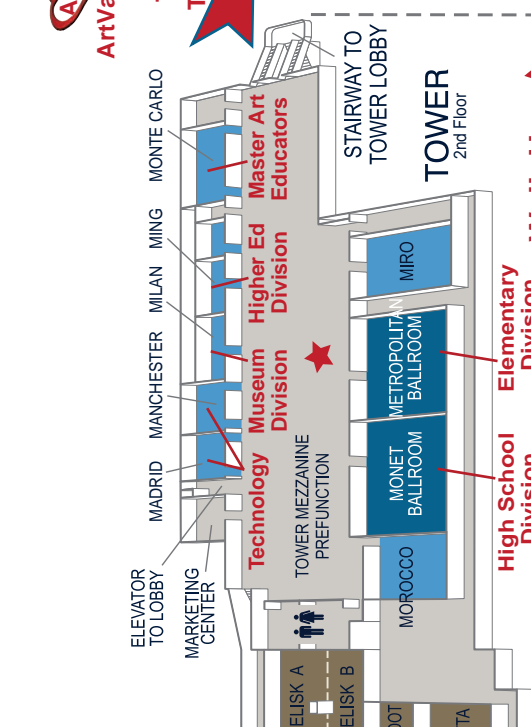
ATRIUM I

ATRIUM II



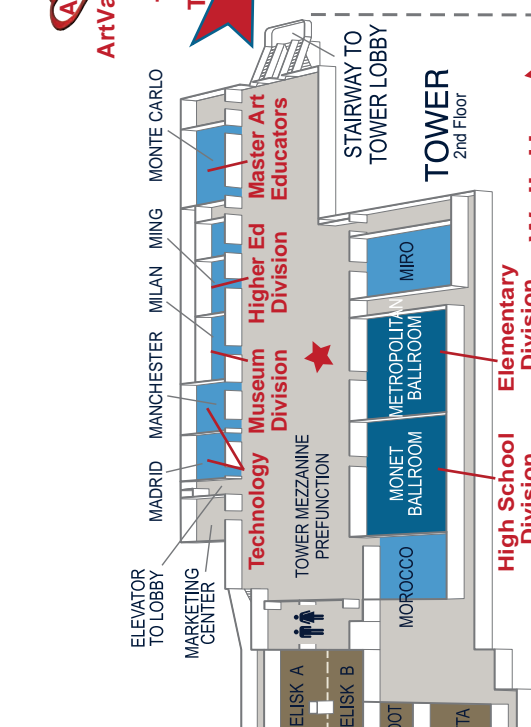
ATRIUM I

ATRIUM II



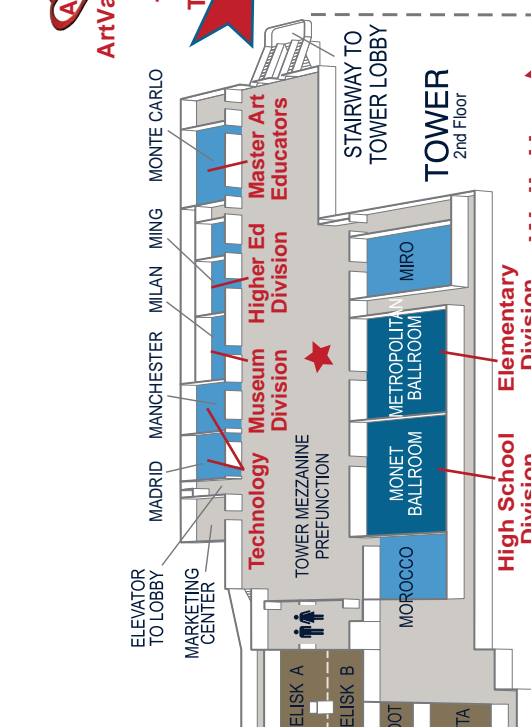
ATRIUM I

ATRIUM II



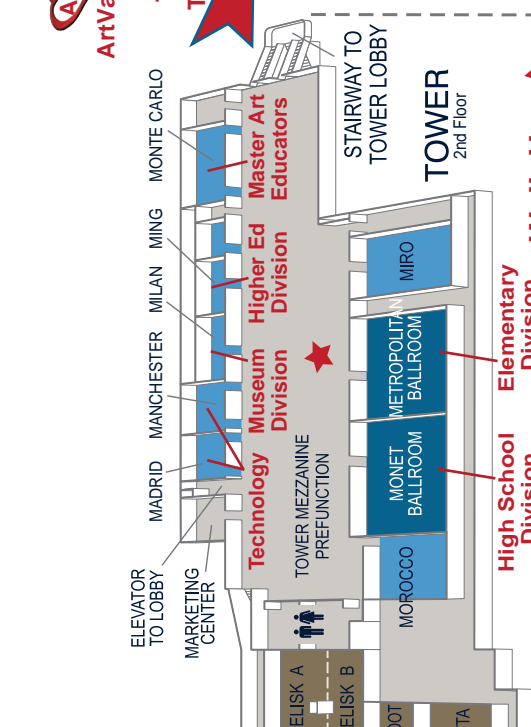
ATRIUM I

ATRIUM II



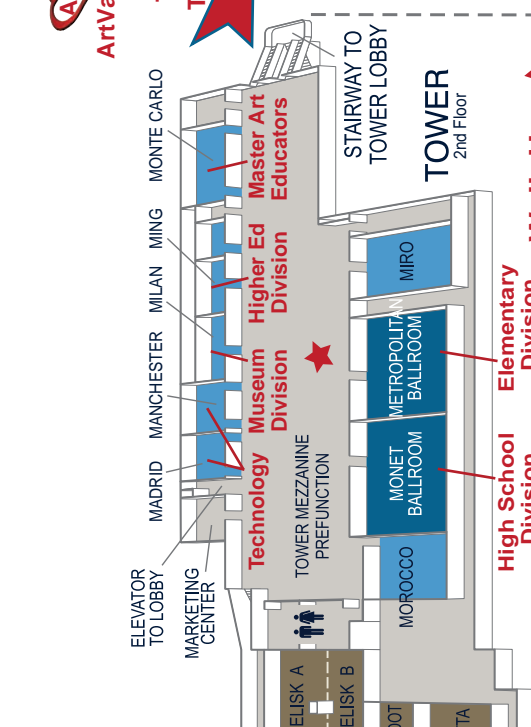
ATRIUM I

ATRIUM II



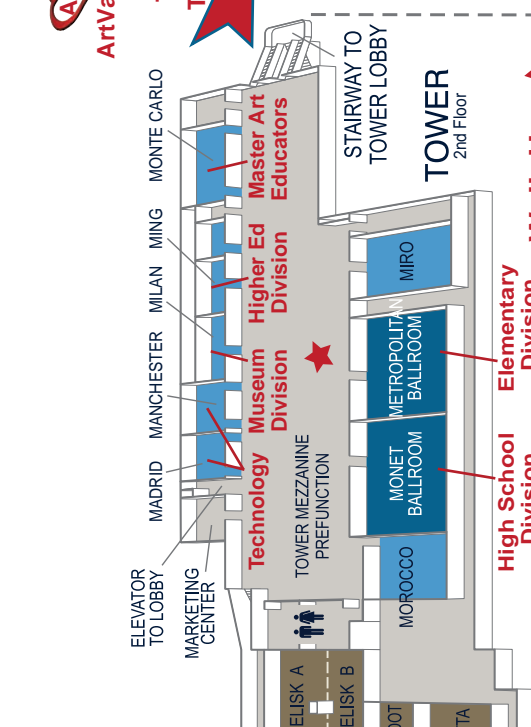
ATRIUM I

ATRIUM II



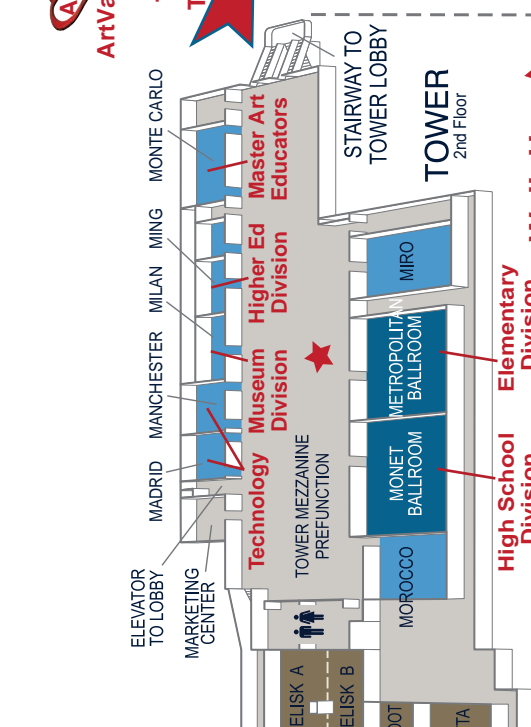
ATRIUM I

ATRIUM II



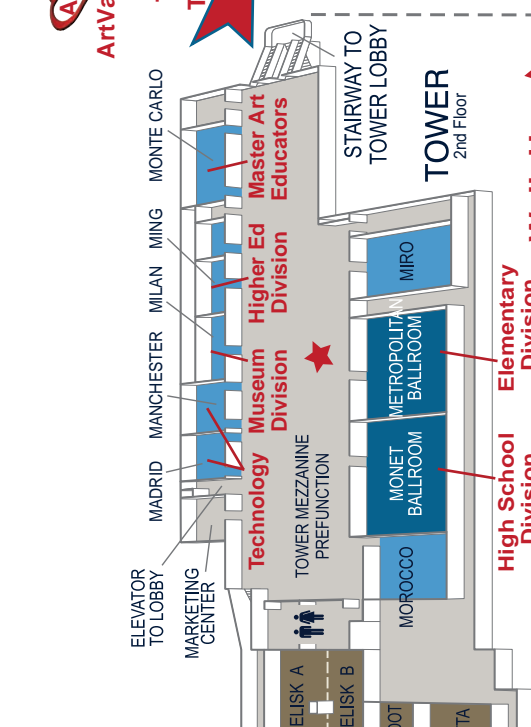
ATRIUM I

ATRIUM II



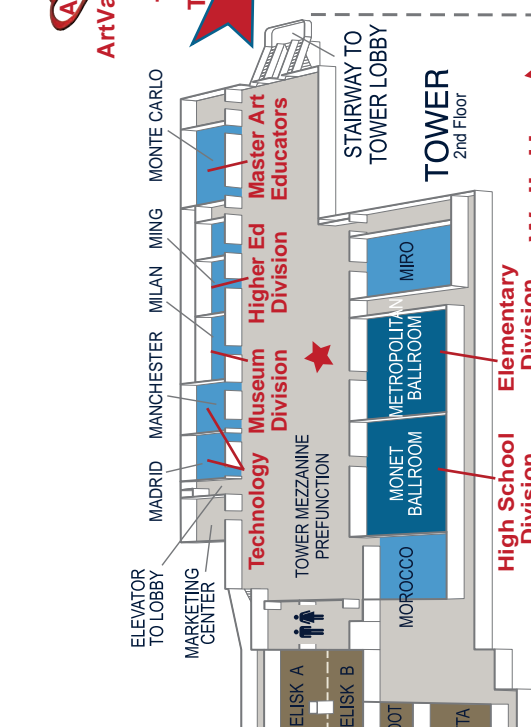
ATRIUM I

ATRIUM II



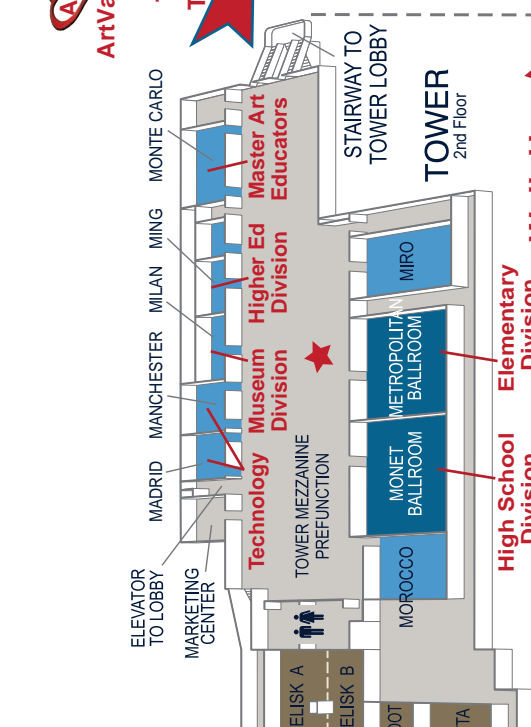
ATRIUM I

ATRIUM II



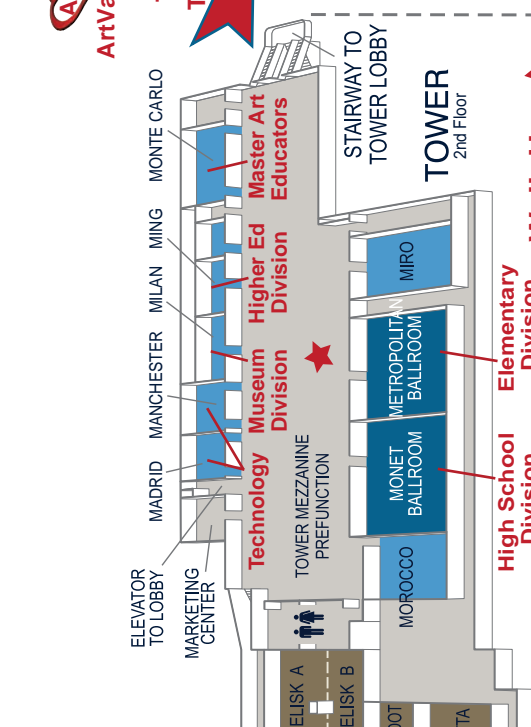
ATRIUM I

ATRIUM II



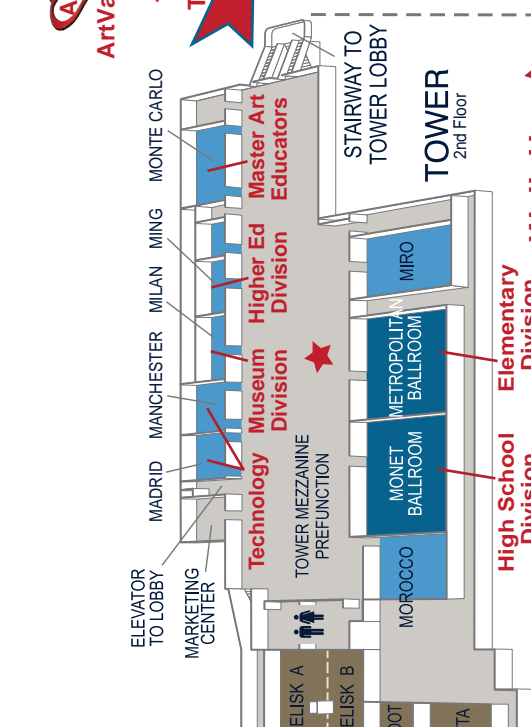
ATRIUM I

ATRIUM II



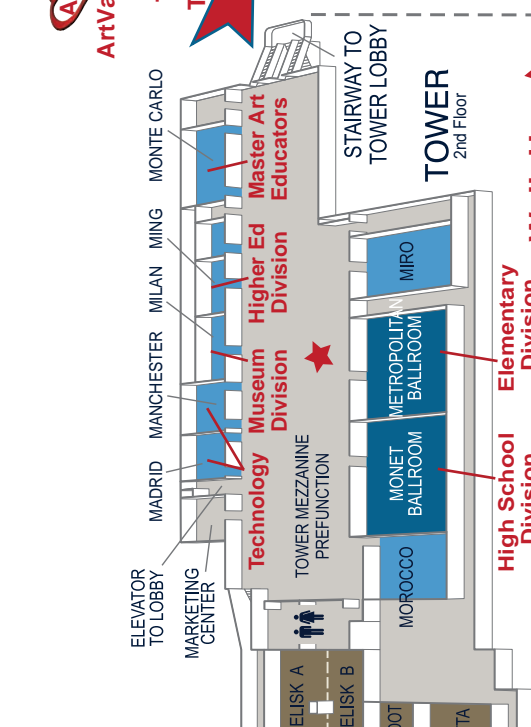
ATRIUM I

ATRIUM II



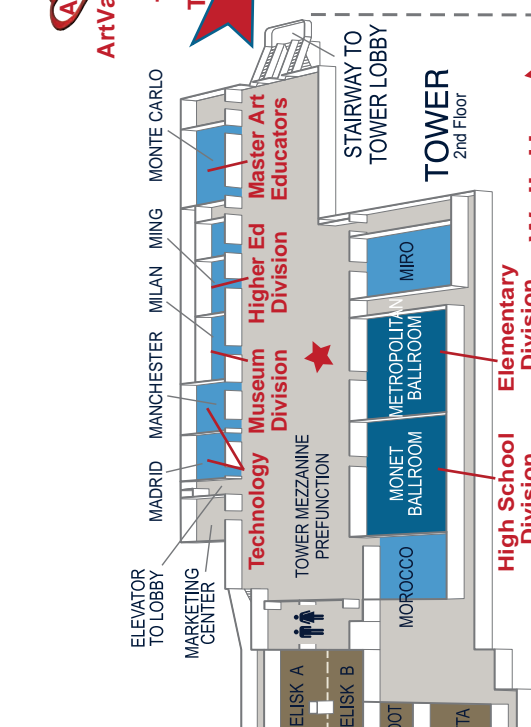
ATRIUM I

ATRIUM II



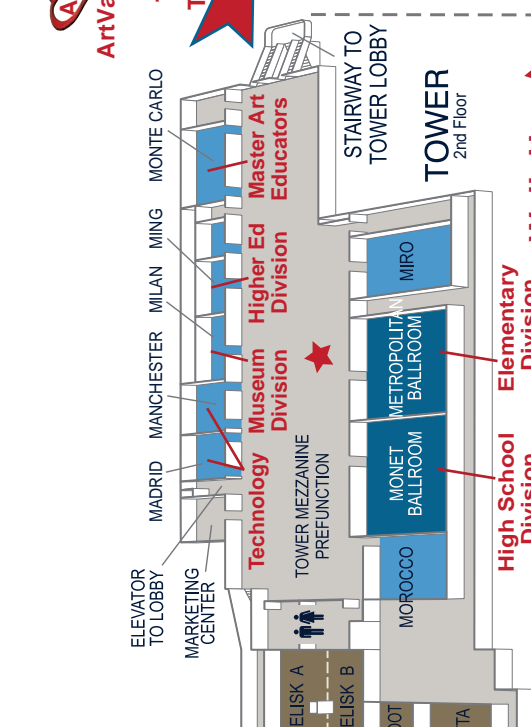
ATRIUM I

ATRIUM II



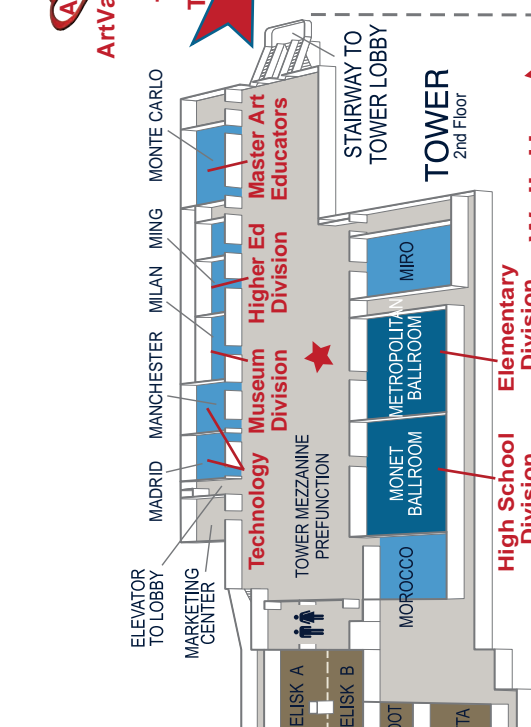
ATRIUM I

ATRIUM II



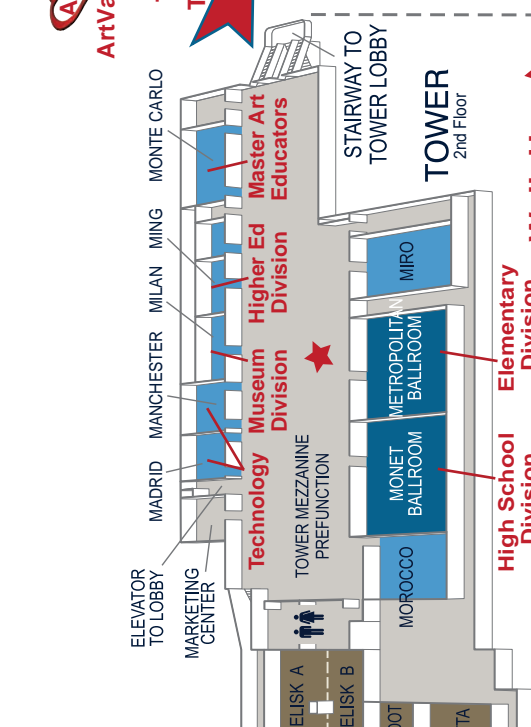
ATRIUM I

ATRIUM II



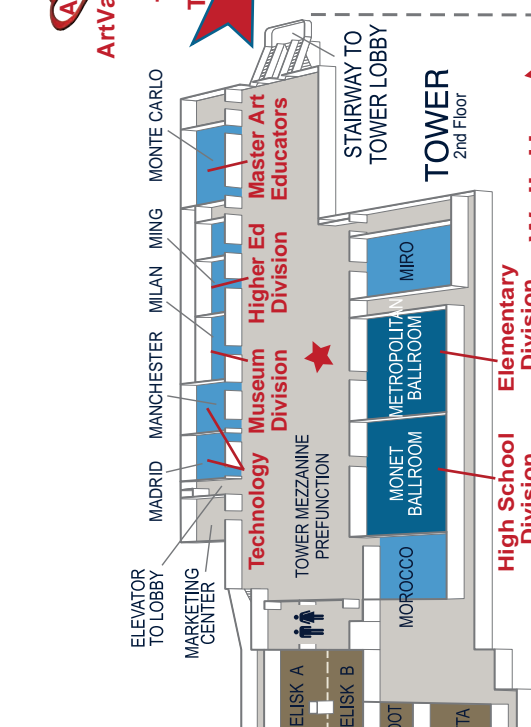
ATRIUM I

ATRIUM II



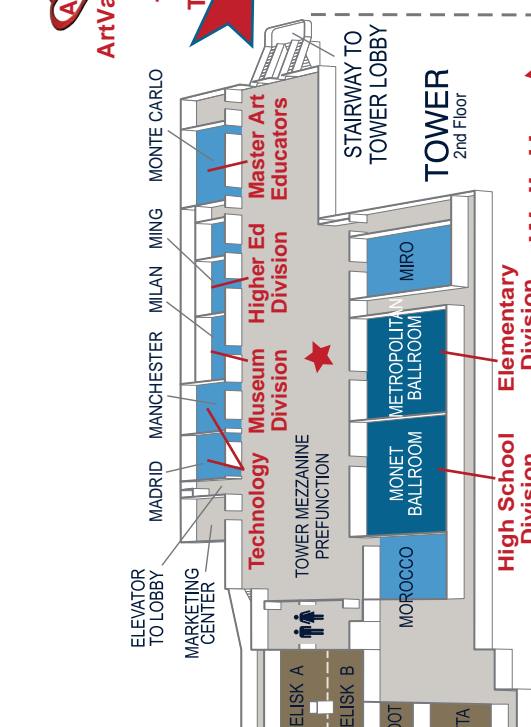
ATRIUM I

ATRIUM II



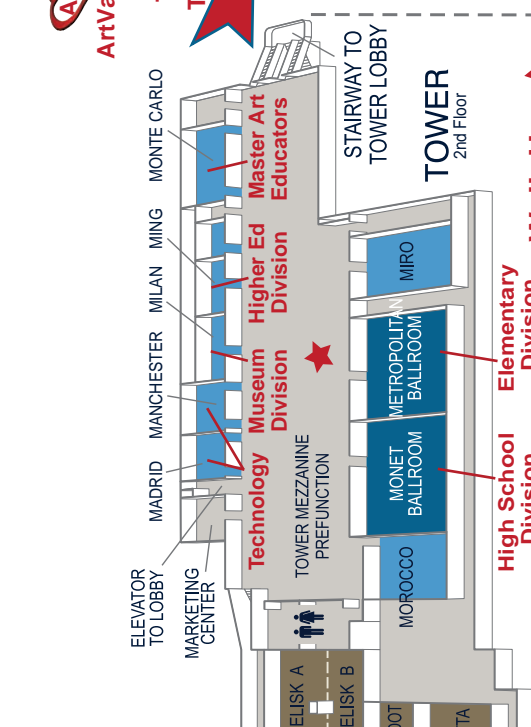
ATRIUM I

ATRIUM II



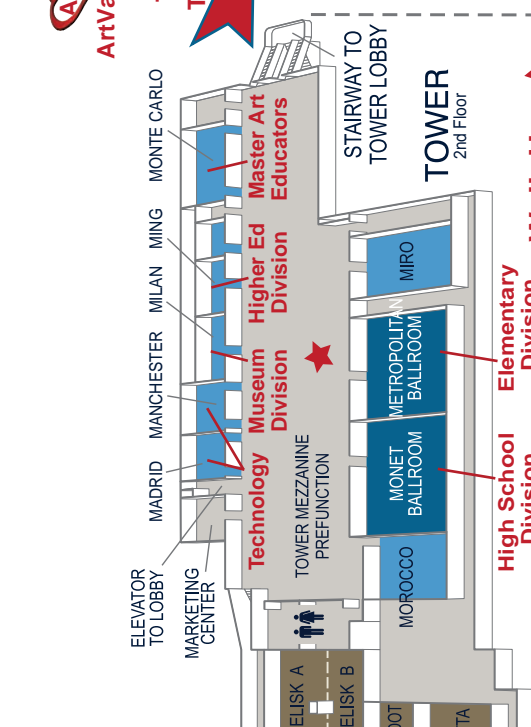
ATRIUM I

ATRIUM II



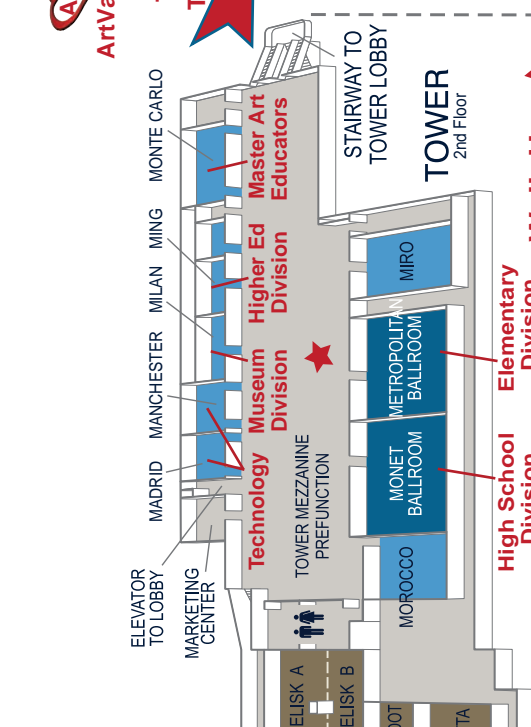
ATRIUM I

ATRIUM II



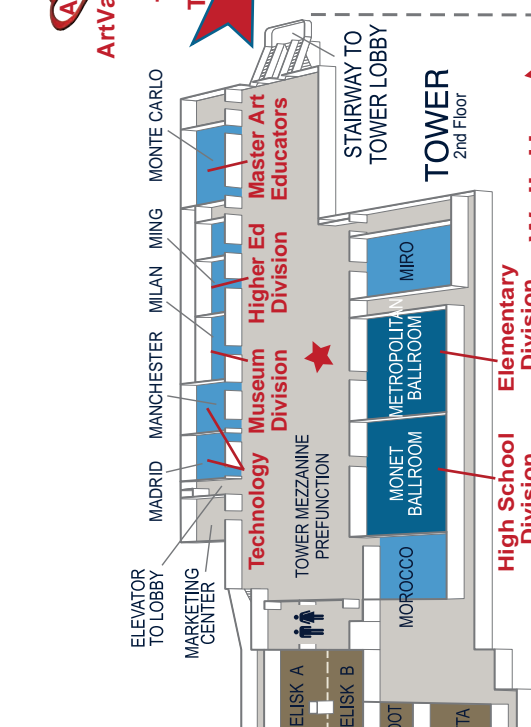
ATRIUM I

ATRIUM II



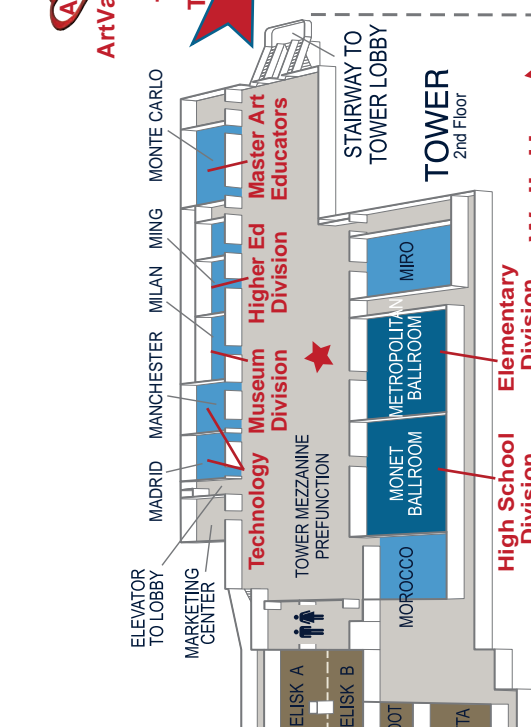
ATRIUM I

ATRIUM II



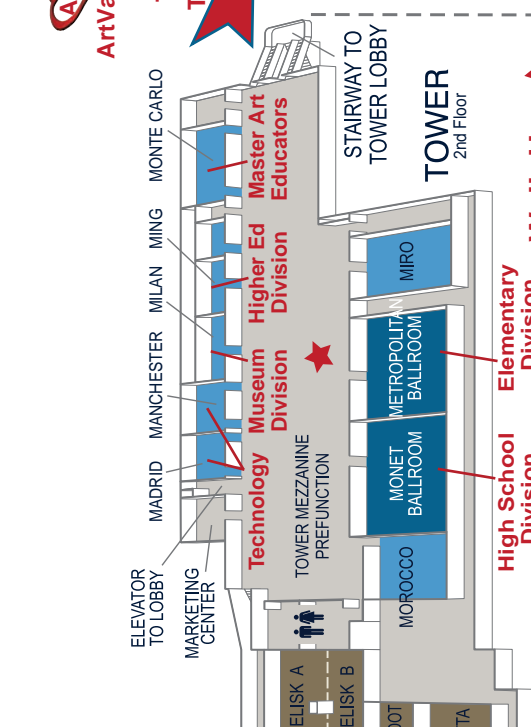
ATRIUM I

ATRIUM II



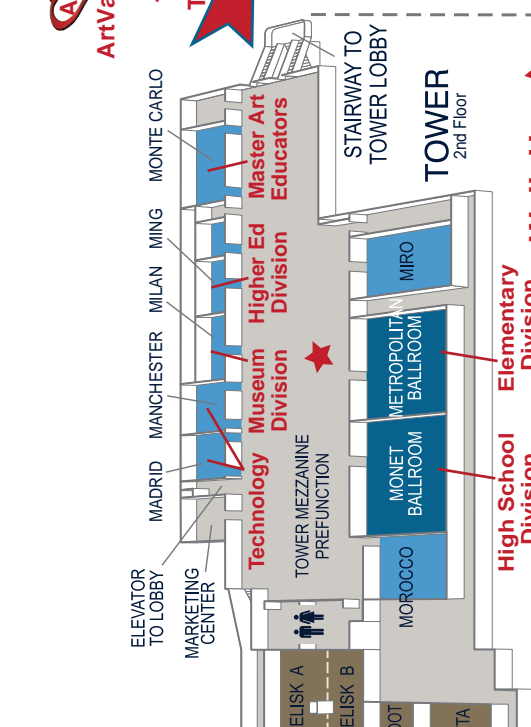
ATRIUM I

ATRIUM II



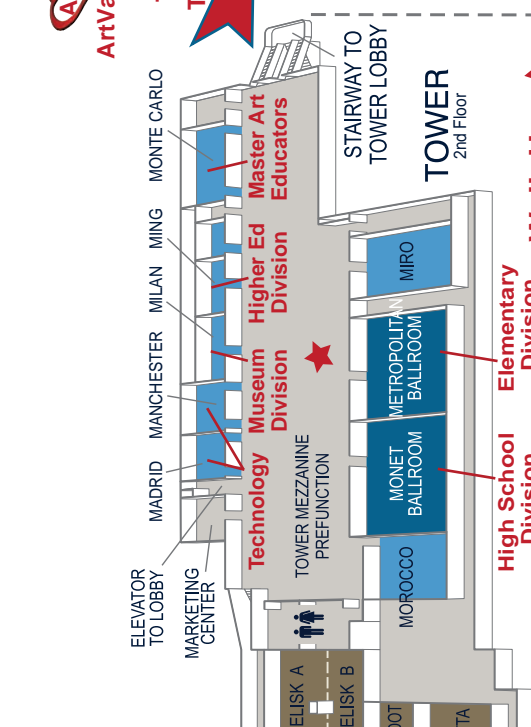
ATRIUM I

ATRIUM II



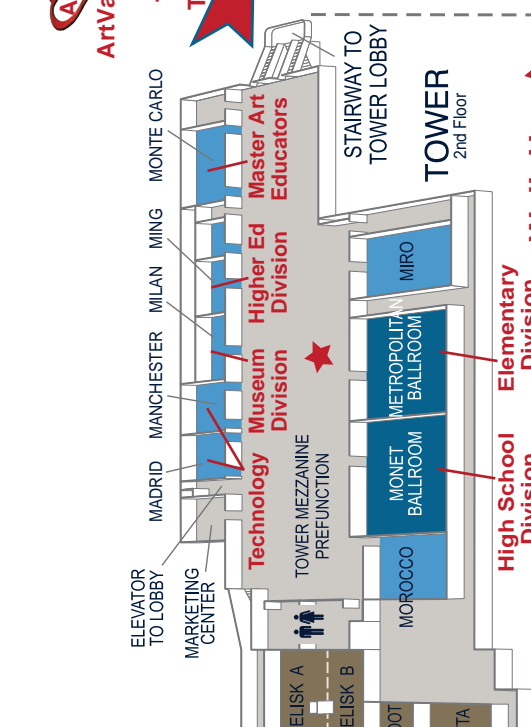
ATRIUM I

ATRIUM II



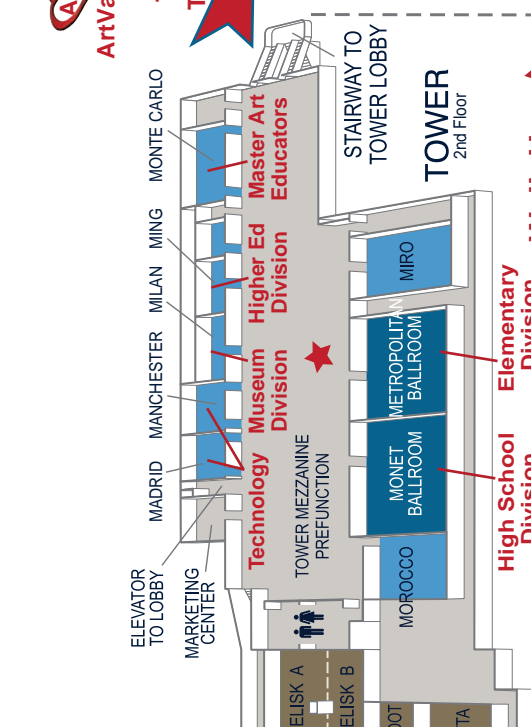
ATRIUM I

ATRIUM II



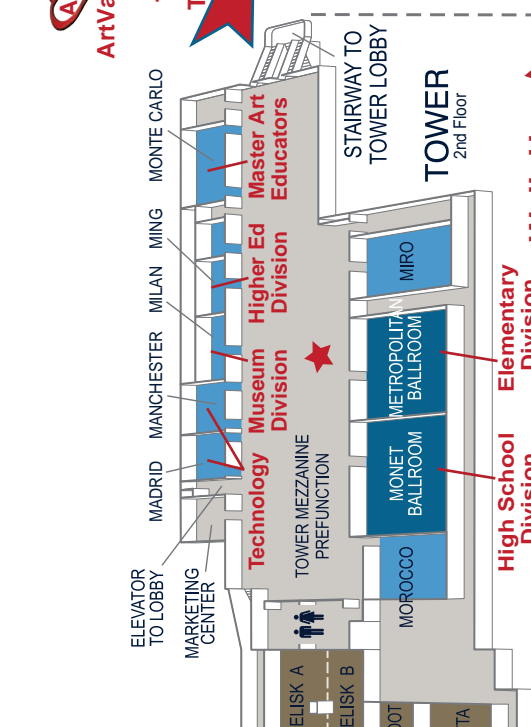
ATRIUM I

ATRIUM II



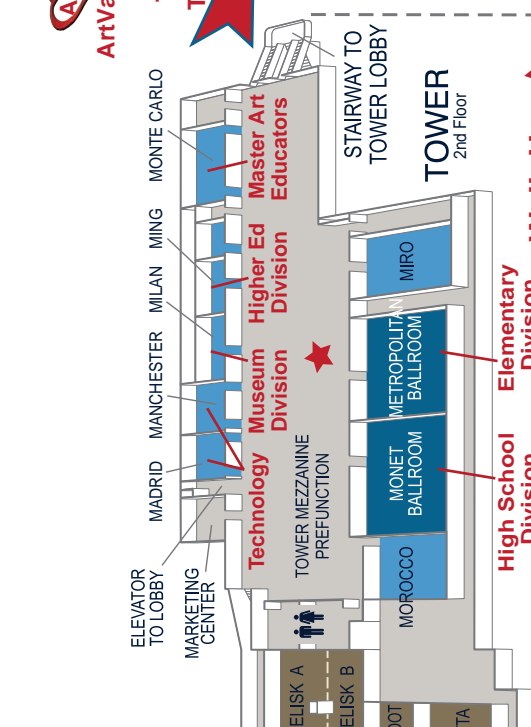
ATRIUM I

ATRIUM II



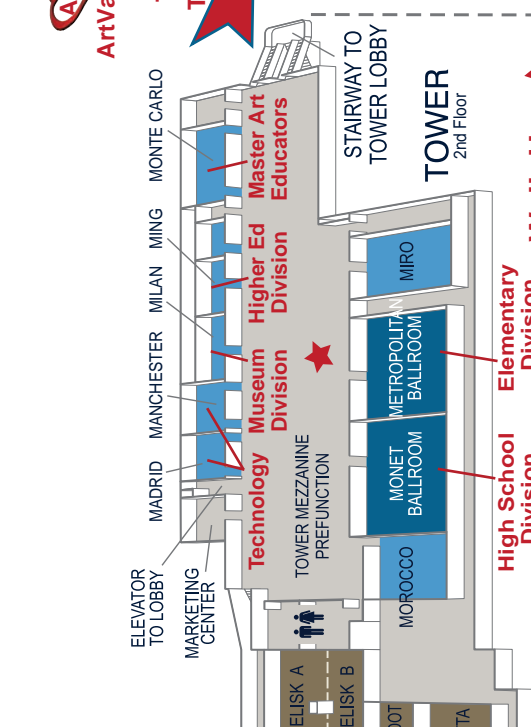
ATRIUM I

ATRIUM II



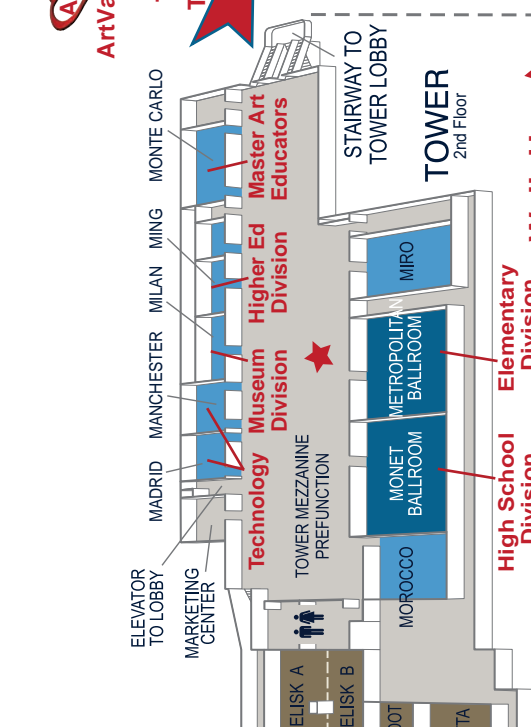
ATRIUM I

ATRIUM II



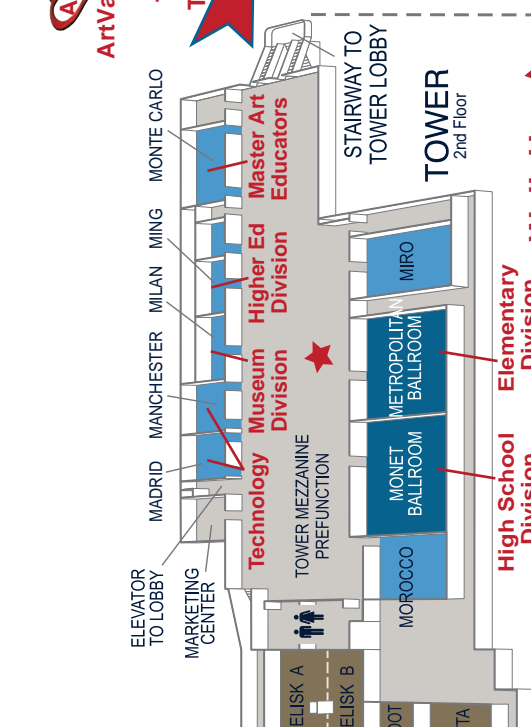
ATRIUM I

ATRIUM II



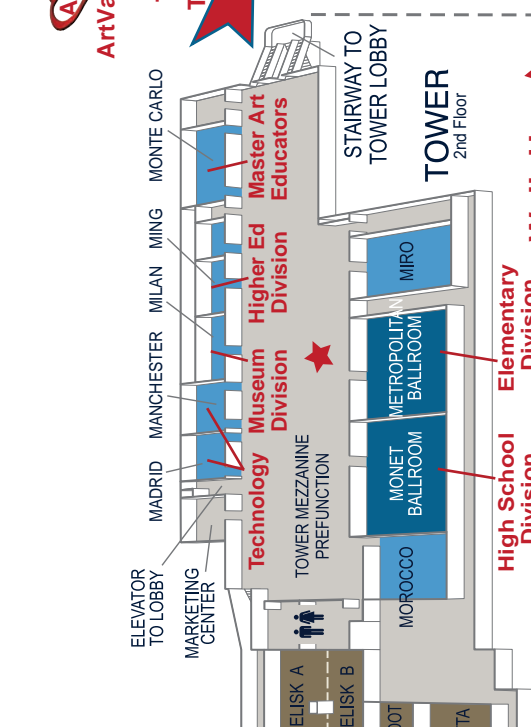
ATRIUM I

ATRIUM II



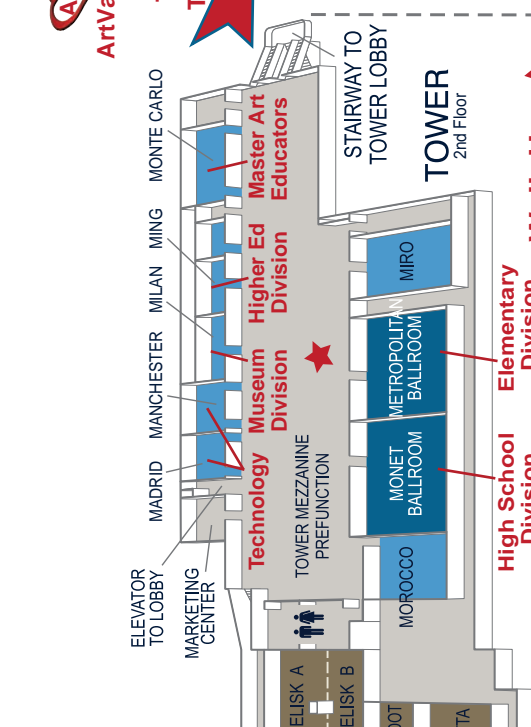
ATRIUM I

ATRIUM II



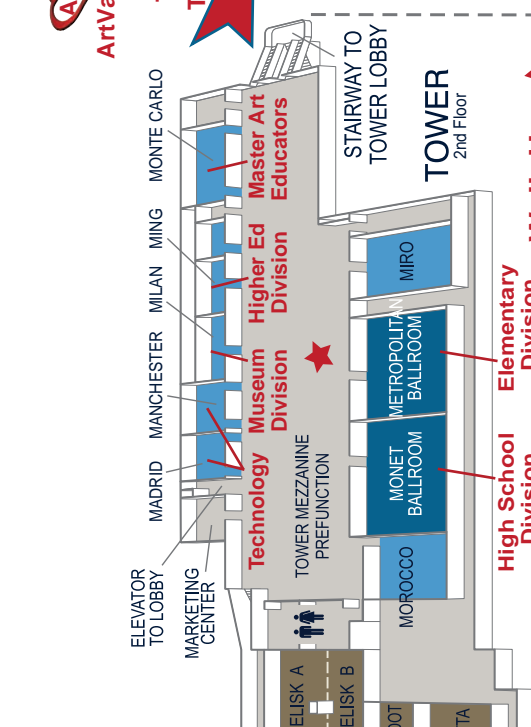
ATRIUM I

ATRIUM II



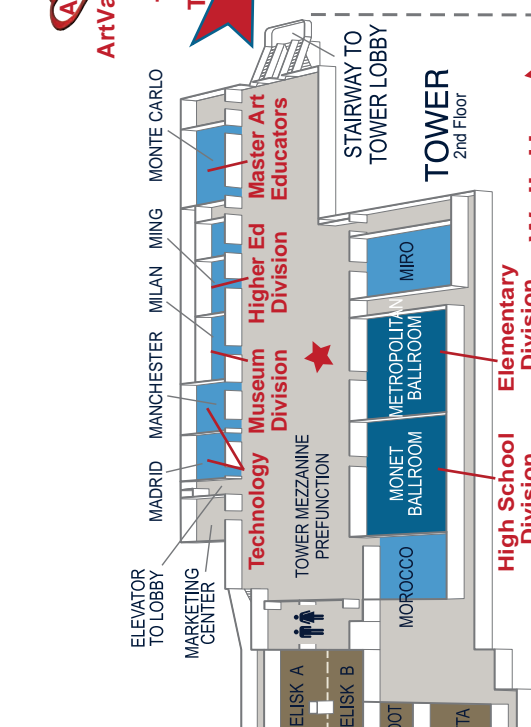
ATRIUM I

ATRIUM II



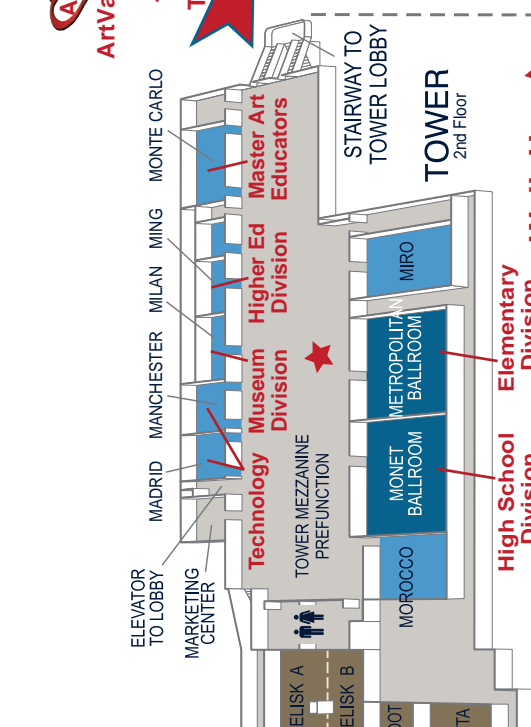
ATRIUM I

ATRIUM II



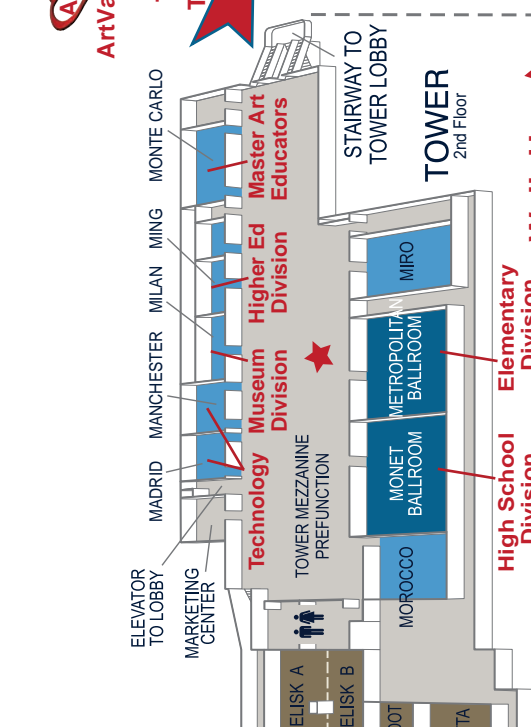
ATRIUM I

ATRIUM II



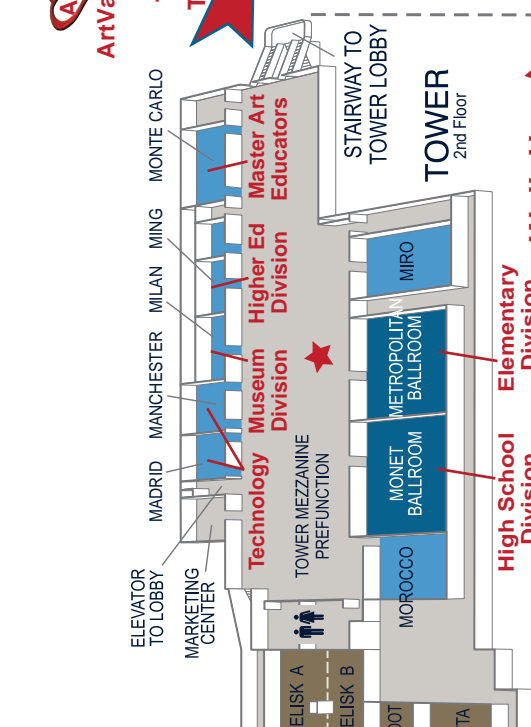
ATRIUM I

ATRIUM II



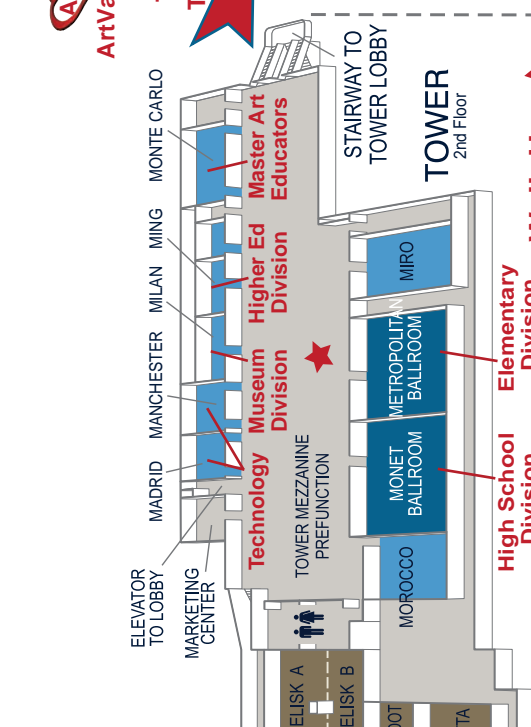
ATRIUM I

ATRIUM II



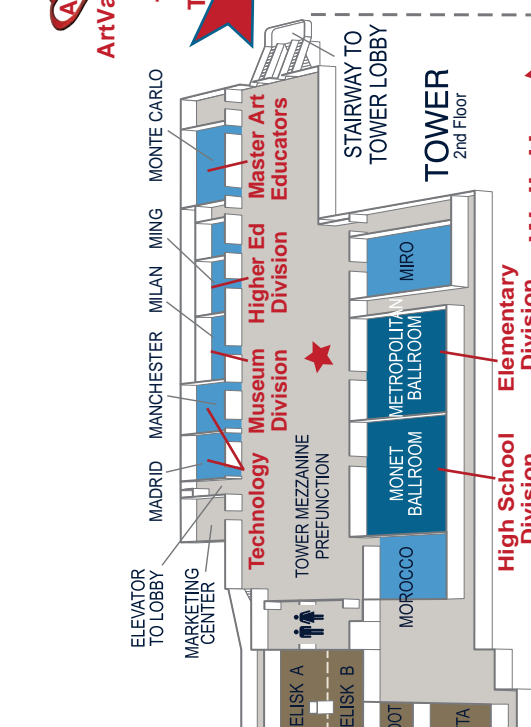
ATRIUM I

ATRIUM II



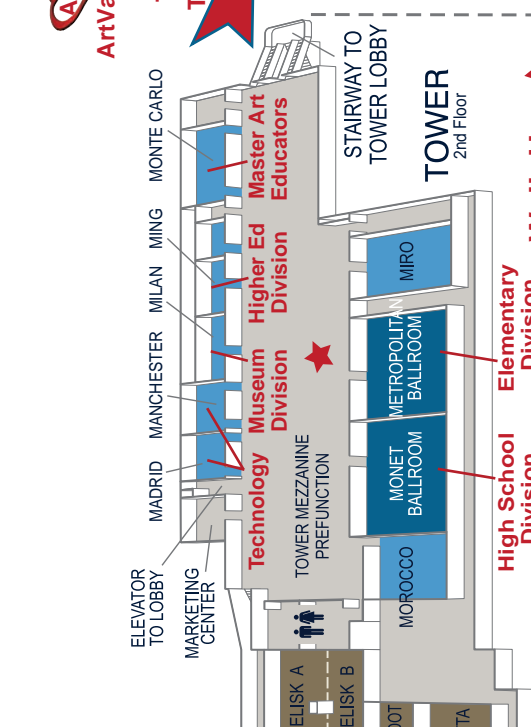
ATRIUM I

ATRIUM II



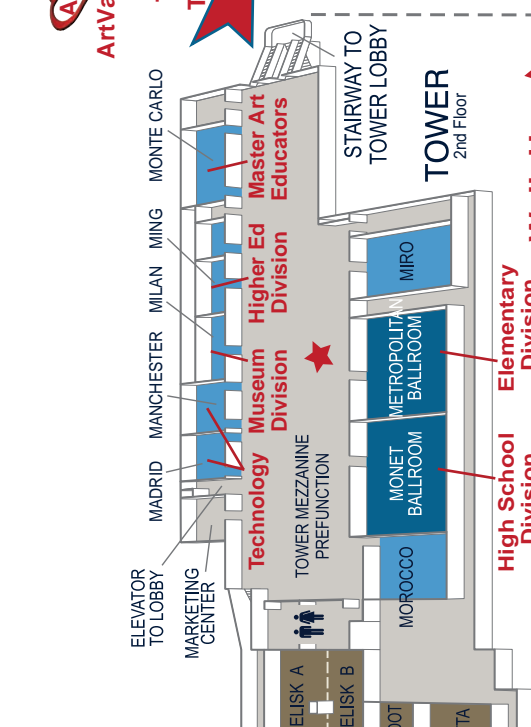
ATRIUM I

ATRIUM II



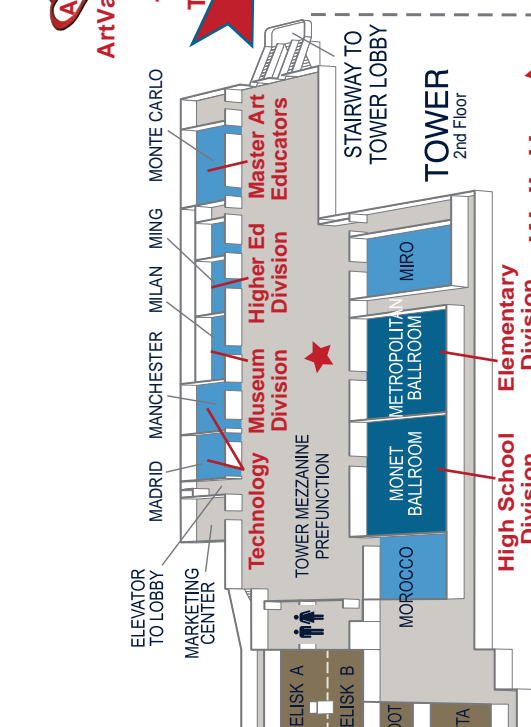
ATRIUM I

ATRIUM II



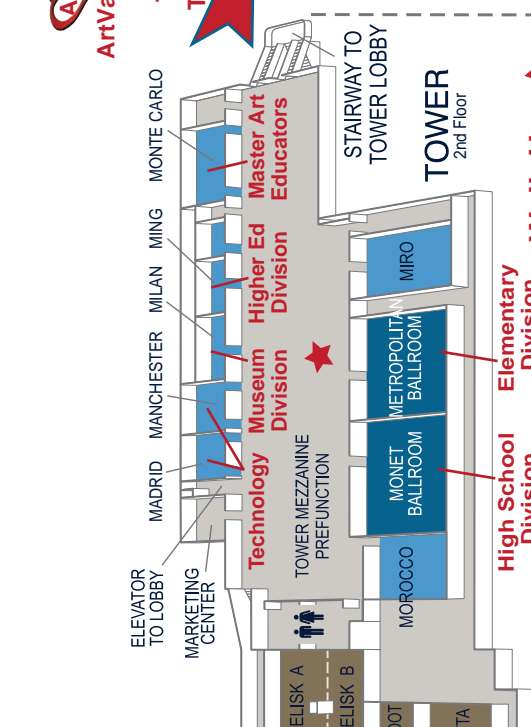
ATRIUM I

ATRIUM II



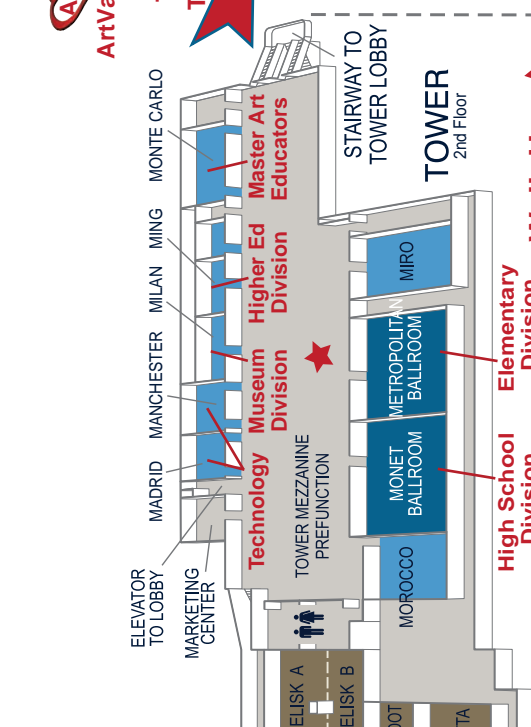
ATRIUM I

ATRIUM II



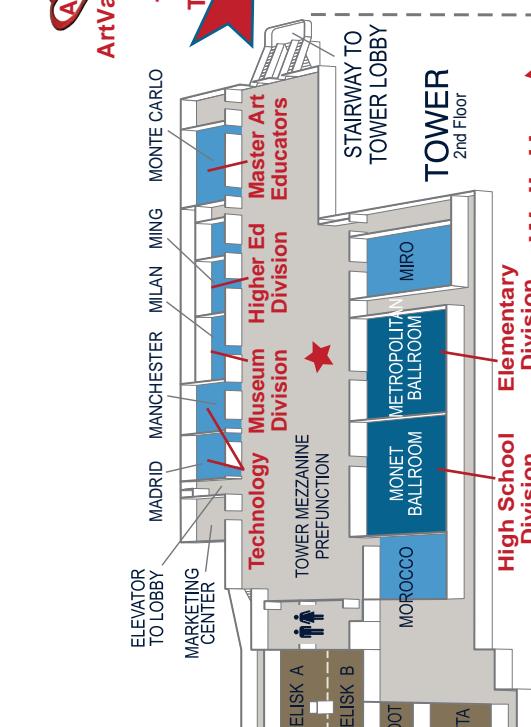
ATRIUM I

ATRIUM II



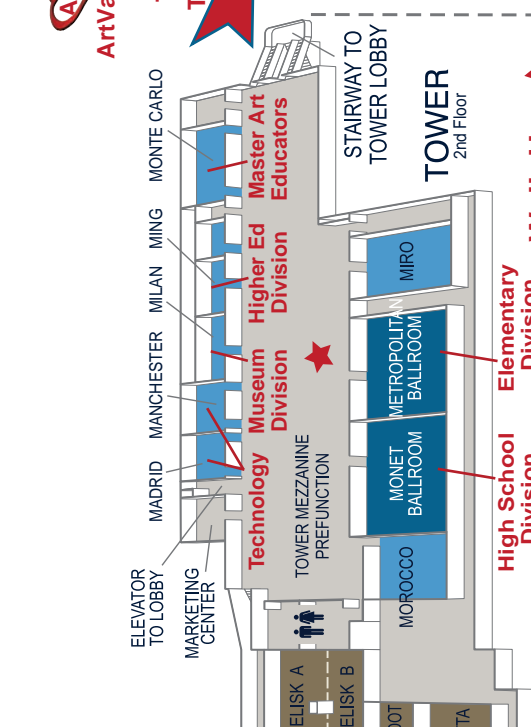
ATRIUM I

ATRIUM II



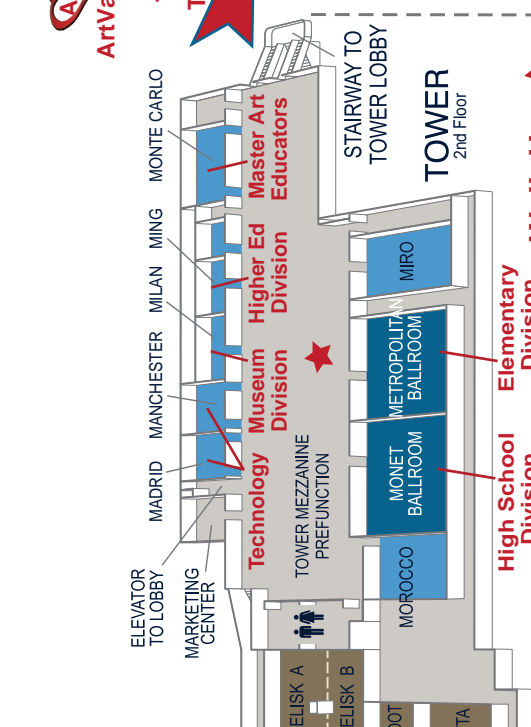
ATRIUM I

ATRIUM II



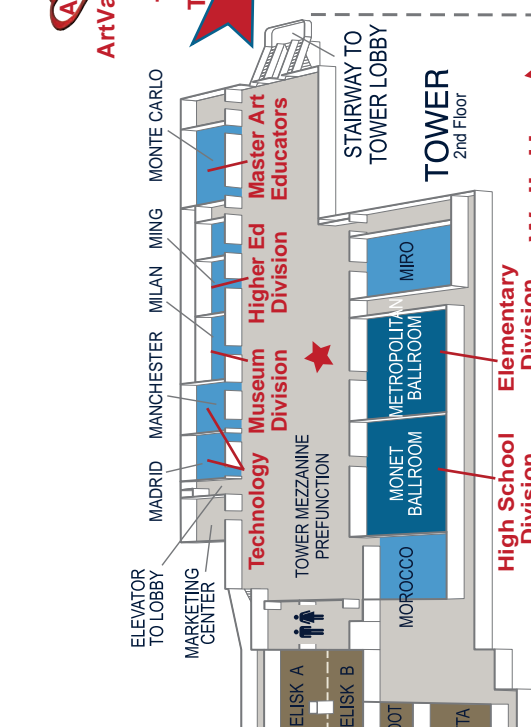
ATRIUM I

ATRIUM II



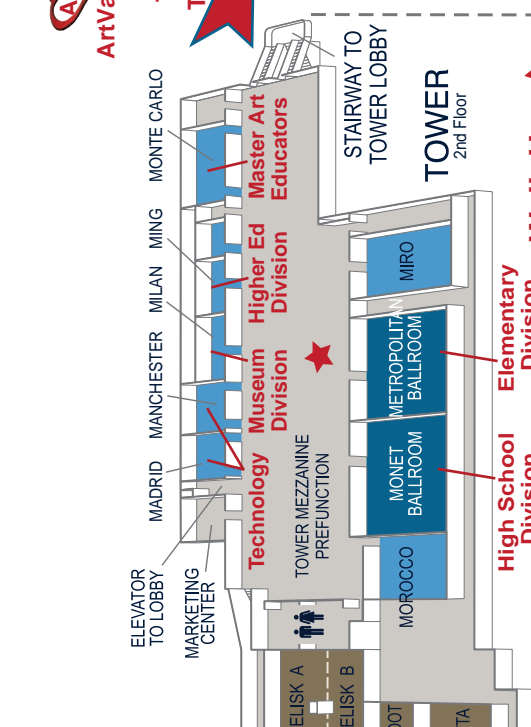
ATRIUM I

ATRIUM II



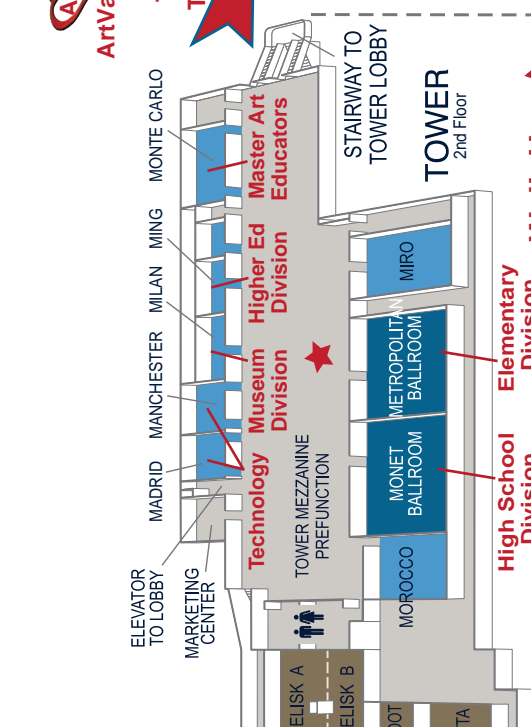
ATRIUM I

ATRIUM II



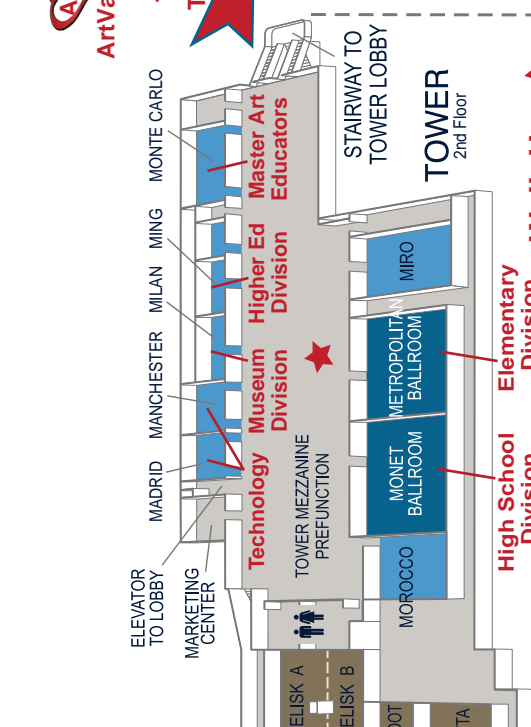
ATRIUM I

ATRIUM II



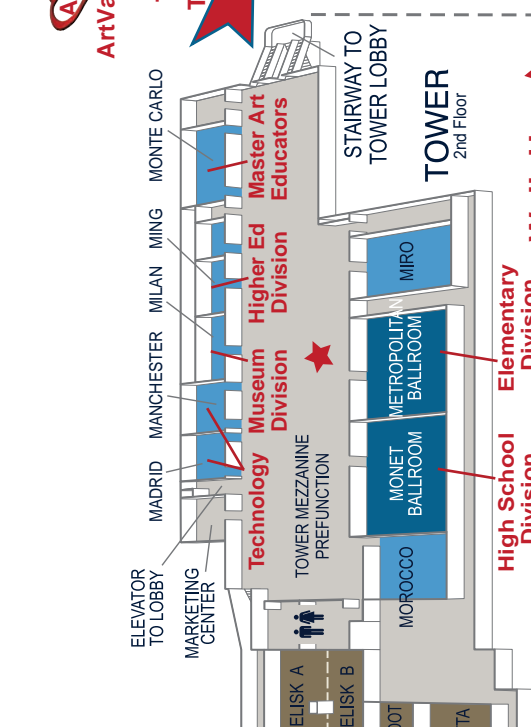
ATRIUM I

ATRIUM II



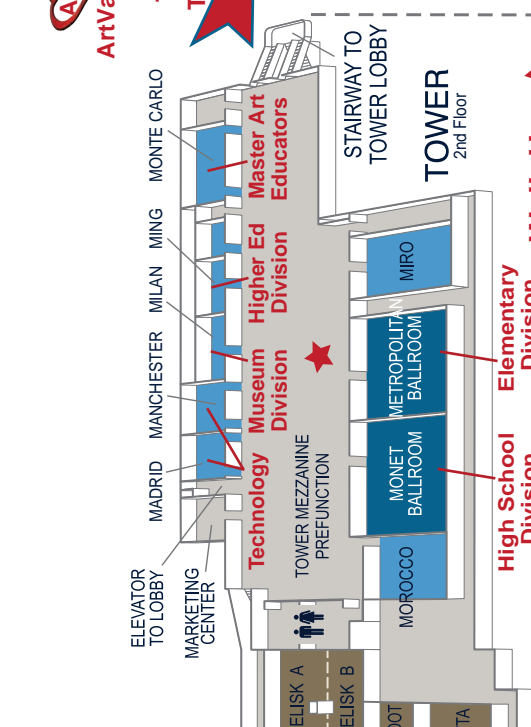
ATRIUM I

ATRIUM II



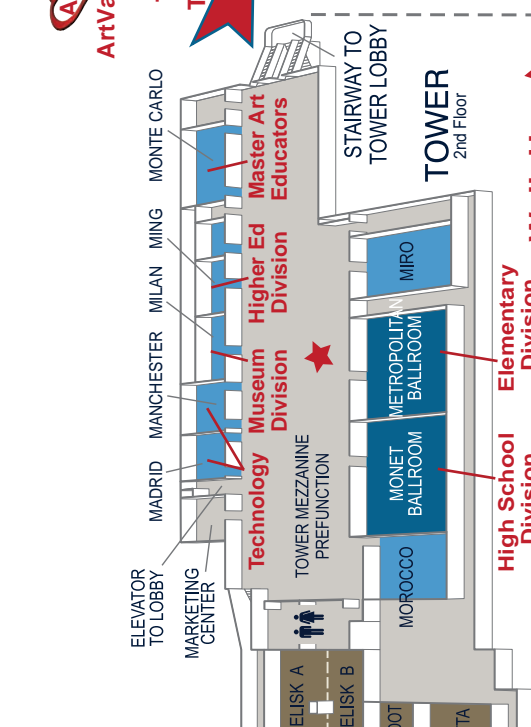
ATRIUM I

ATRIUM II



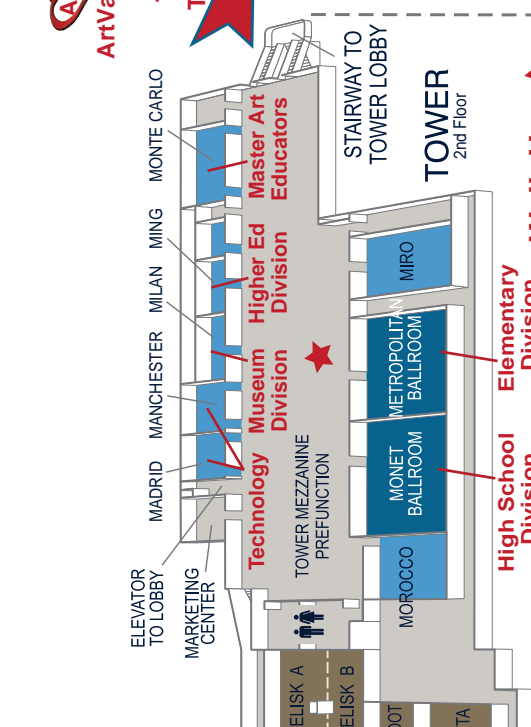
ATRIUM I

ATRIUM II



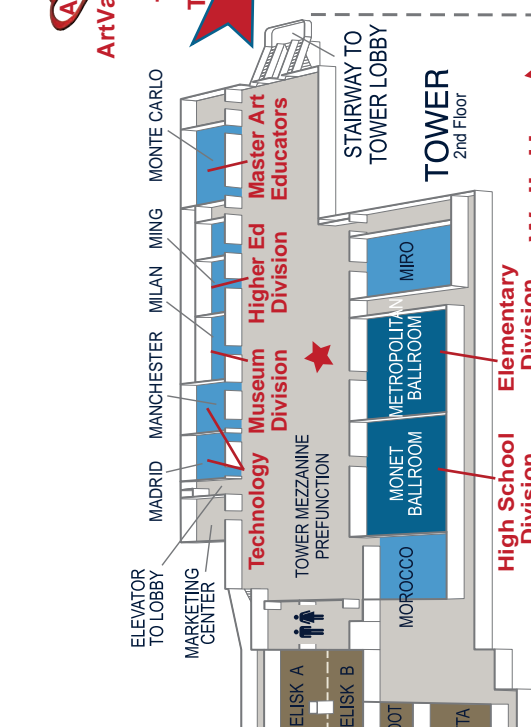
ATRIUM I

ATRIUM II



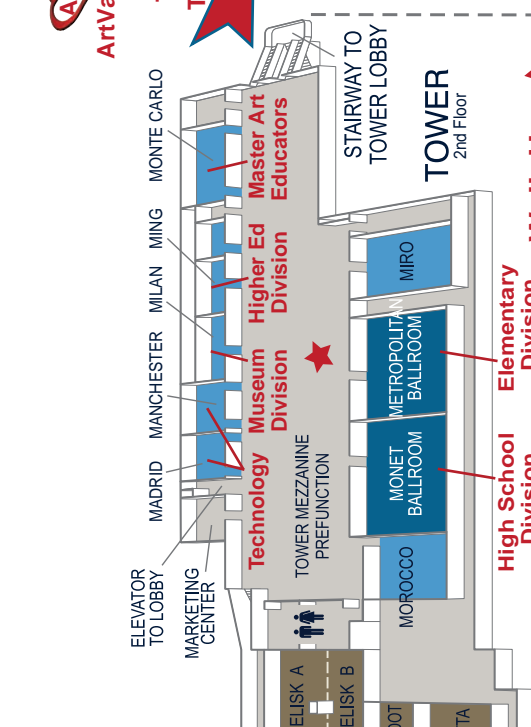
ATRIUM I

ATRIUM II



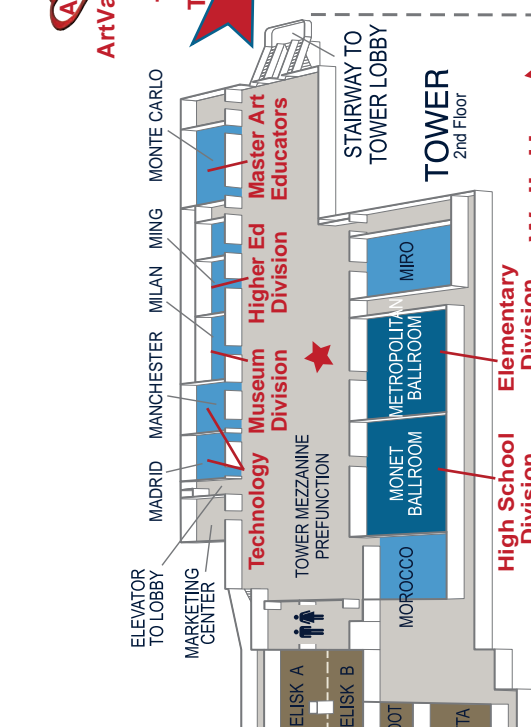
ATRIUM I

ATRIUM II



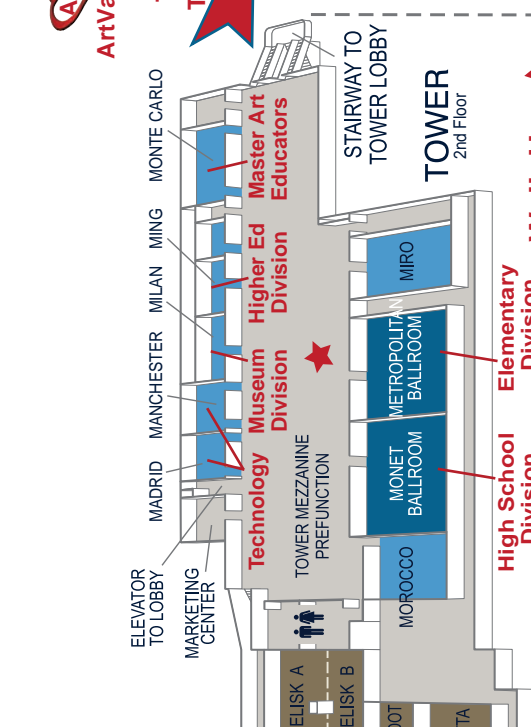
ATRIUM I

ATRIUM II



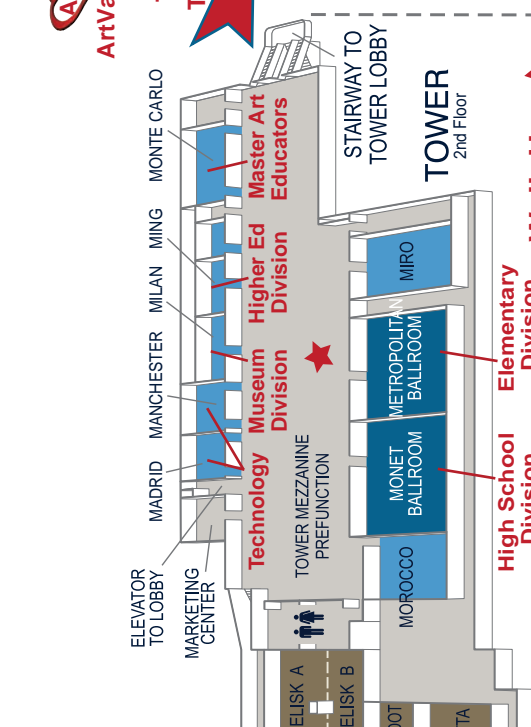
ATRIUM I

ATRIUM II



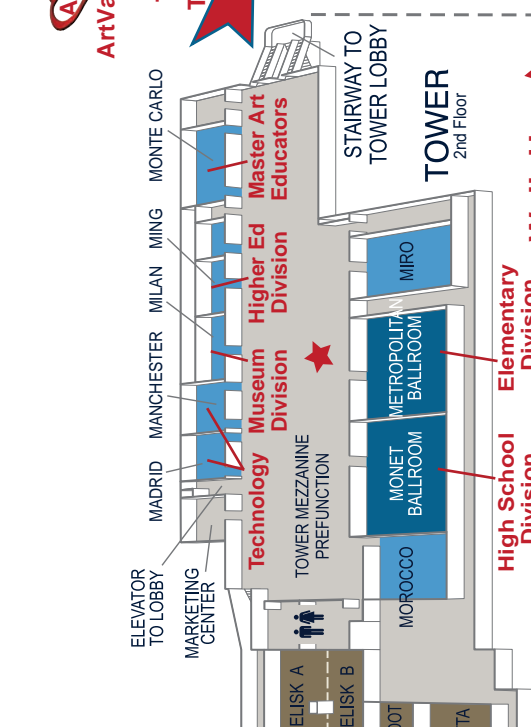
ATRIUM I

ATRIUM II



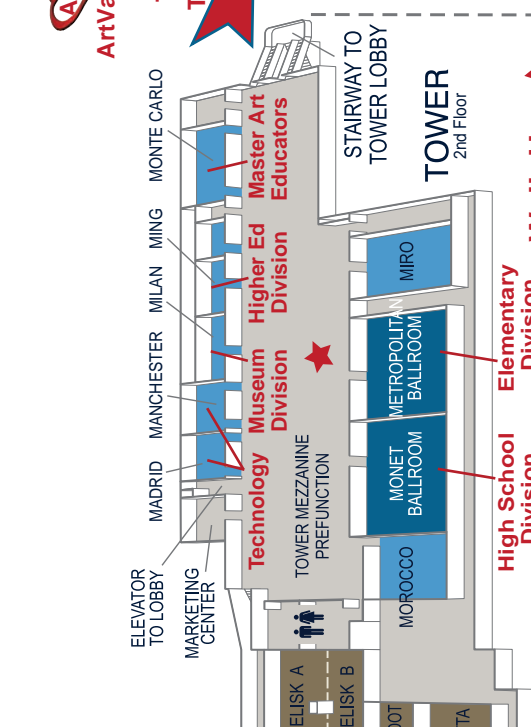
ATRIUM I

ATRIUM II



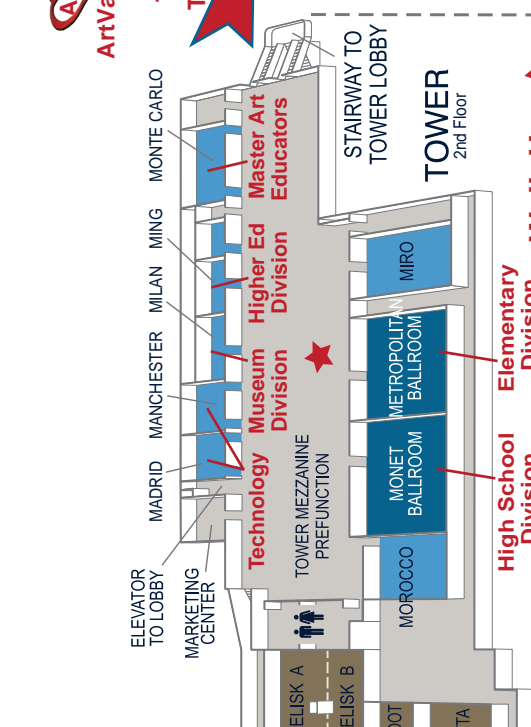
ATRIUM I

ATRIUM II



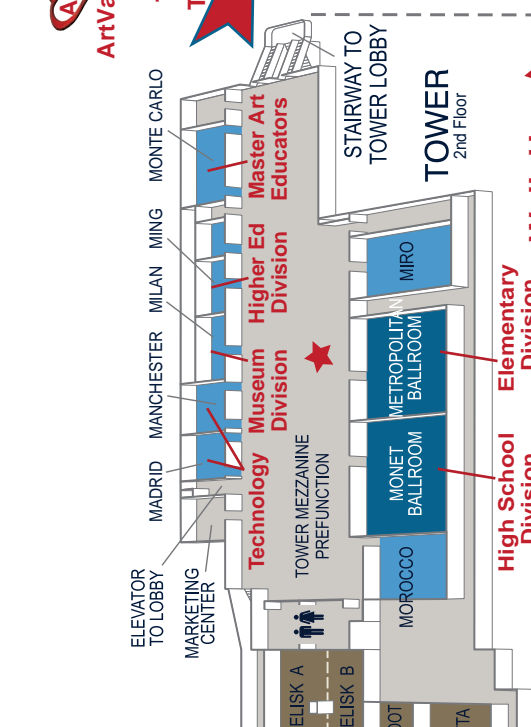
ATRIUM I

ATRIUM II



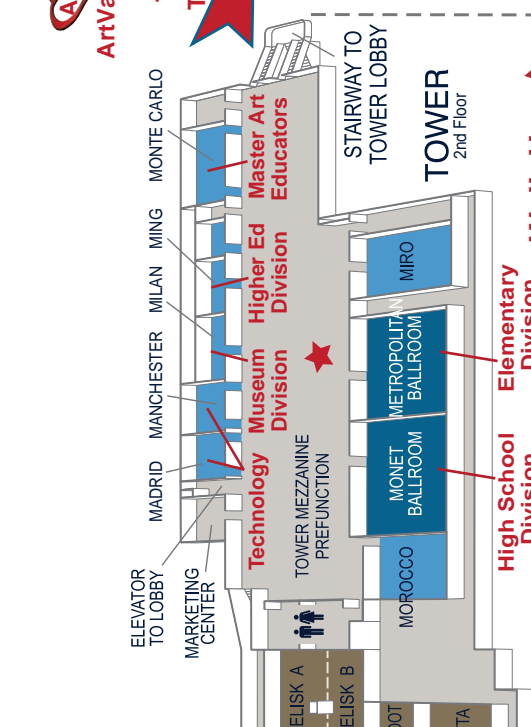
ATRIUM I

ATRIUM II



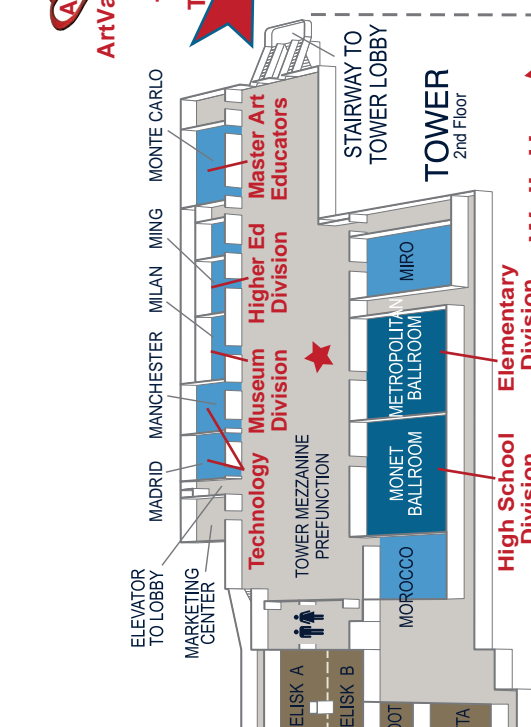
ATRIUM I

ATRIUM II



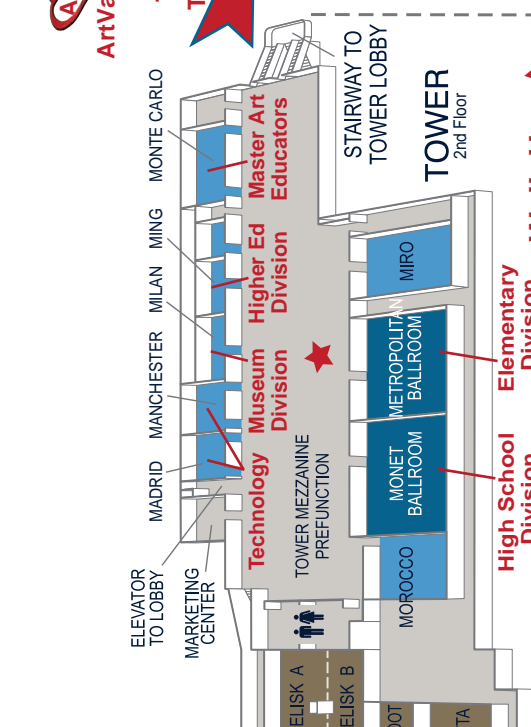
ATRIUM I

ATRIUM II



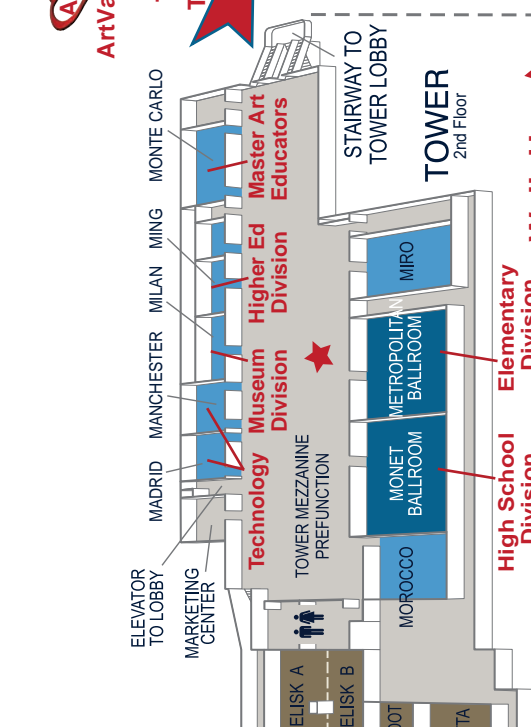
ATRIUM I

ATRIUM II



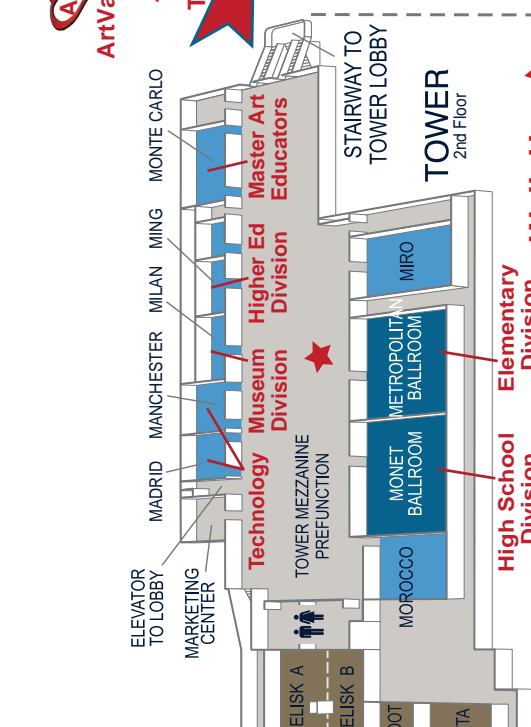
ATRIUM I

ATRIUM II



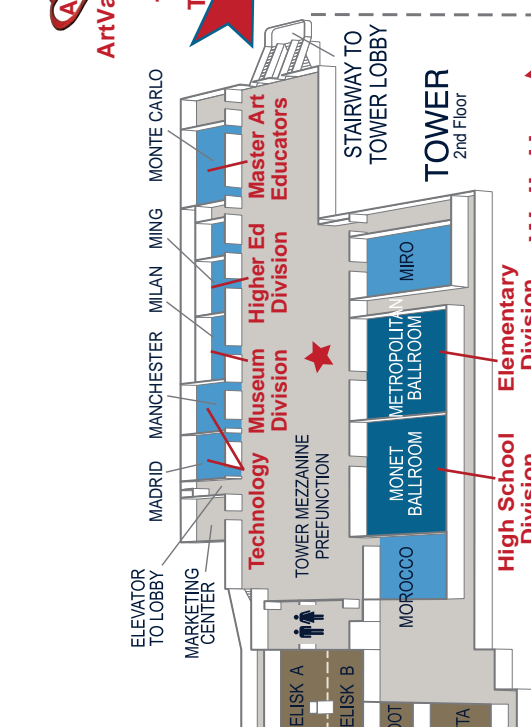
ATRIUM I

ATRIUM II



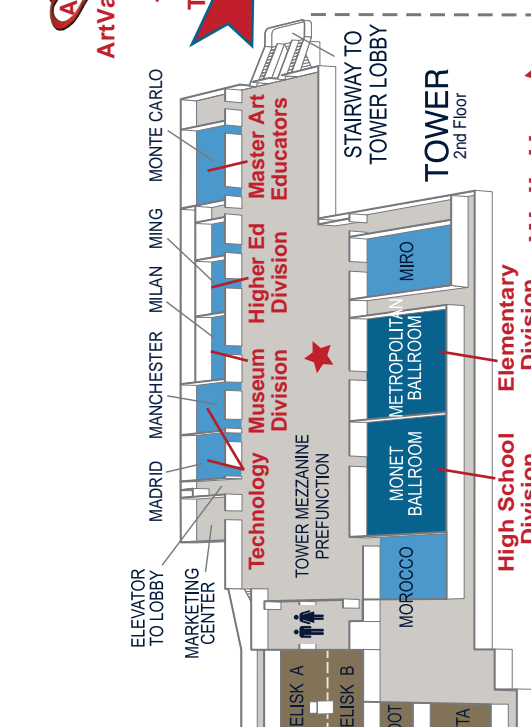
ATRIUM I

ATRIUM II



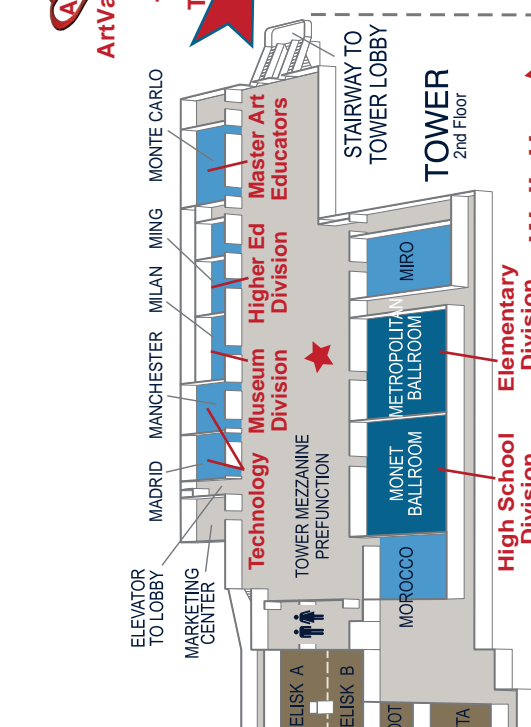
ATRIUM I

ATRIUM II



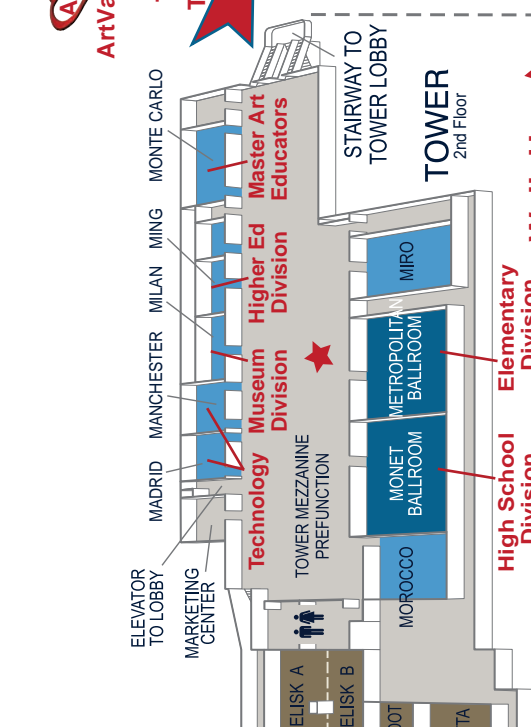
ATRIUM I

ATRIUM II



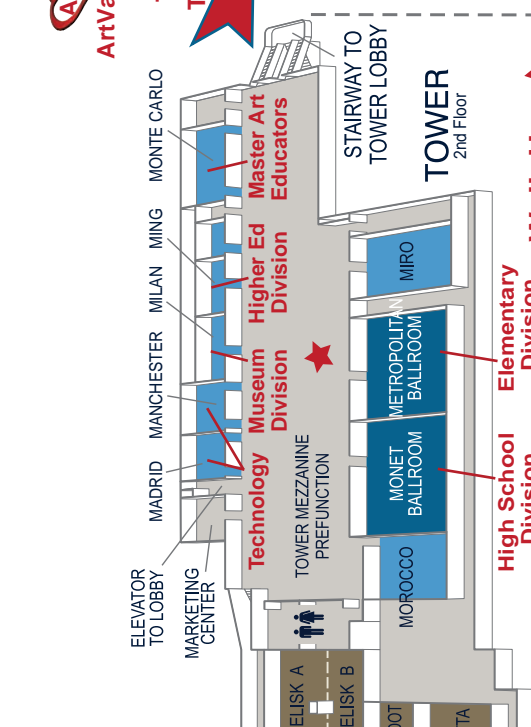
ATRIUM I

ATRIUM II



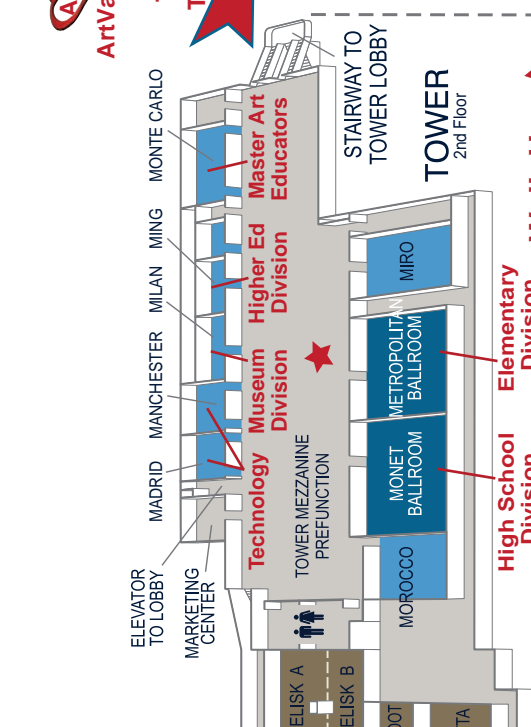
ATRIUM I

ATRIUM II



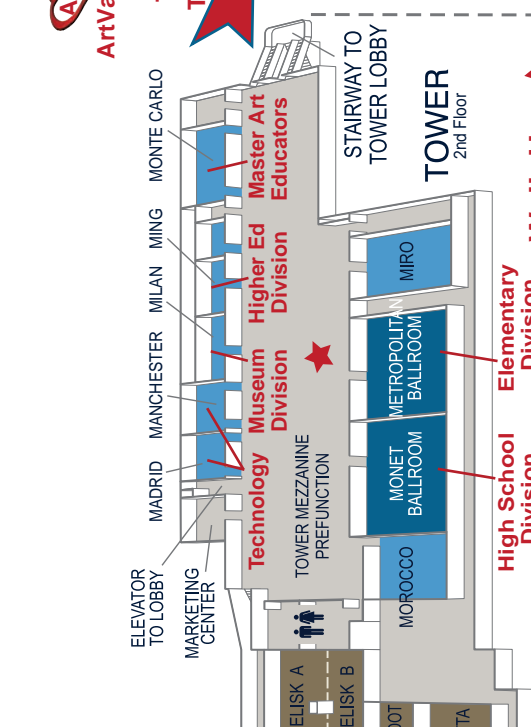
ATRIUM I

ATRIUM II



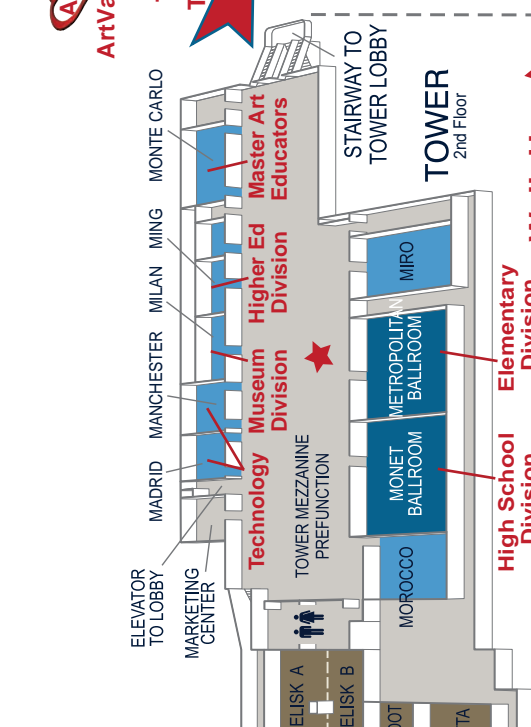
ATRIUM I

ATRIUM II



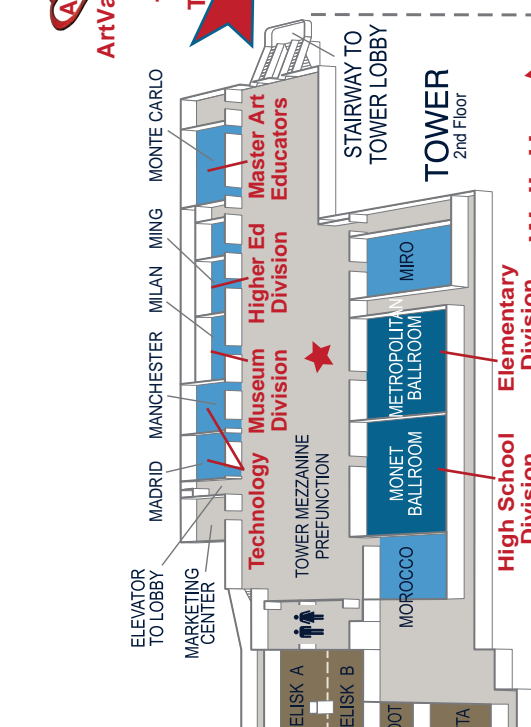
ATRIUM I

ATRIUM II



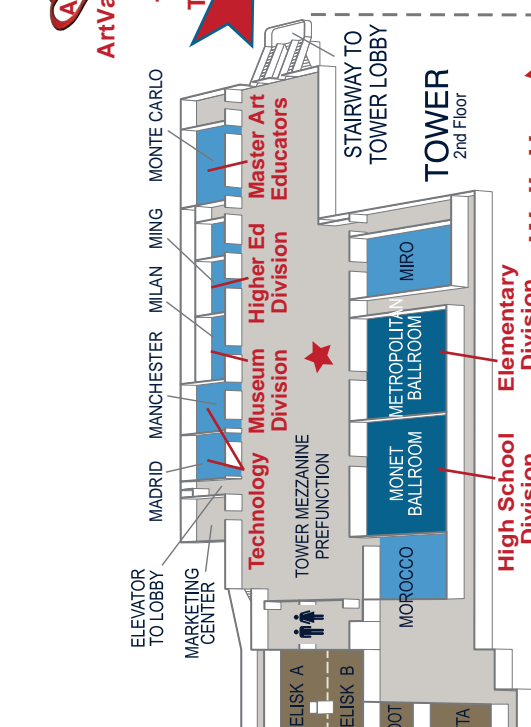
ATRIUM I

ATRIUM II



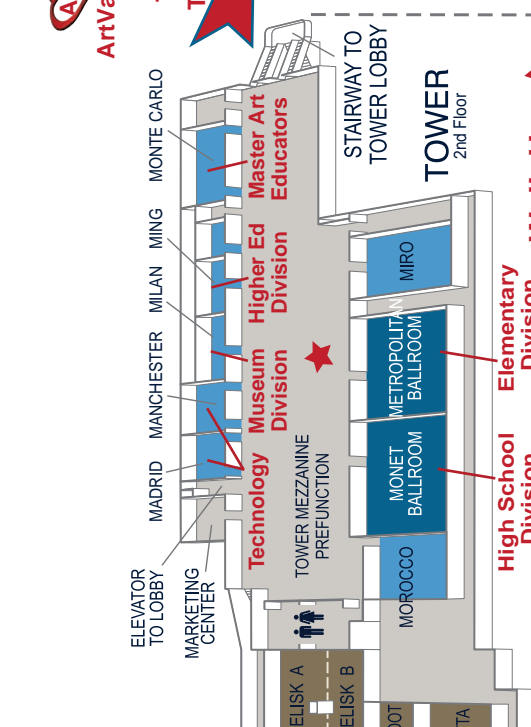
ATRIUM I

ATRIUM II



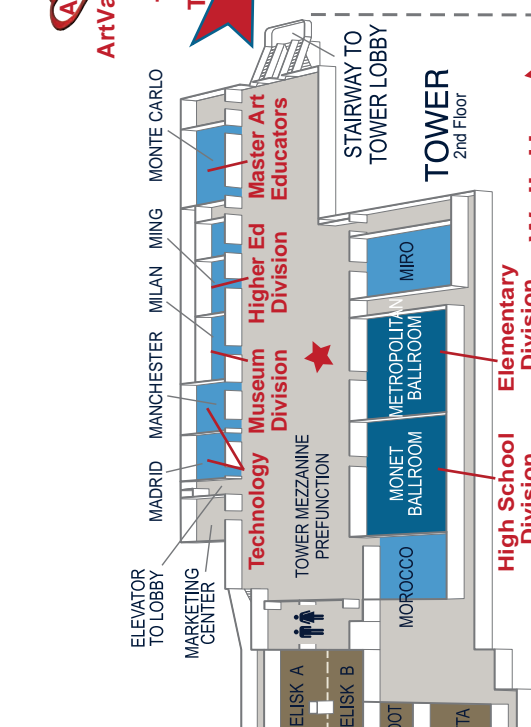
ATRIUM I

ATRIUM II



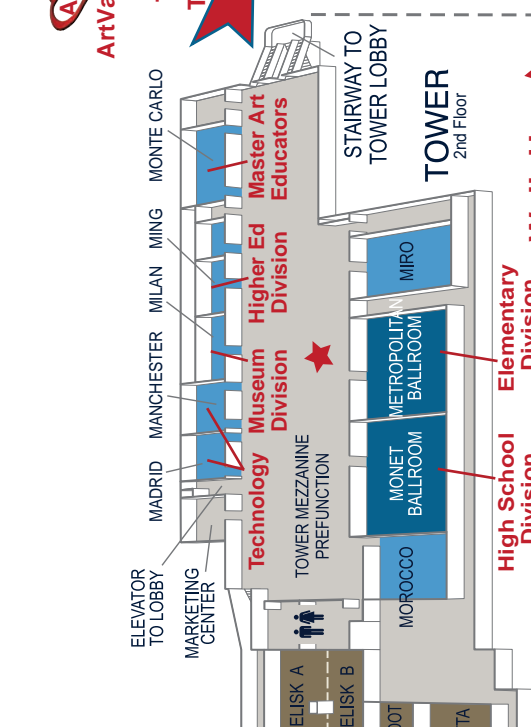
ATRIUM I

ATRIUM II



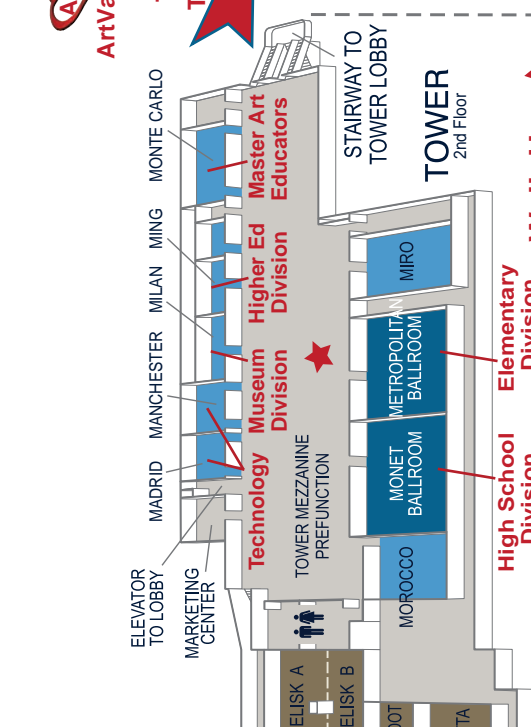
ATRIUM I

ATRIUM II



ATRIUM I

ATRIUM II



ATRIUM I

TAEA 2013 Conference Schedule 09-02-2013

The following schedule is tentative and correct as of the date above. Check periodically on the taea.org website for updates to the workshop schedule. The final schedule will be published with the conference program.

<p>Thu., 11/21/2013 ALL 8:00 AM to 4:00 PM Location: CORAL</p> <p>TAEA Executive Council / Council-At-Large Meeting (Advocacy)</p> <p>Presenter(s): Linda Fleetwood</p> <p>General Business meeting of TAEA's Council at Large.</p> <p>8 hours</p>	<p>Thu., 11/21/2013 ELEM,MS 4:00 PM to 6:45 PM Location: CORONADO C</p> <p>Globally Inspired Art II (Curriculum)</p> <p>Presenter(s): Trina Harlow</p> <p>Continuing from 2012, more exciting globally inspired art projects. Students benefit from learning about our shrinking world. Curriculum inspired by Uganda, Kenya, Cuba, Columbia, Peru, Mexico, Ecuador, Italy, and Switzerland will be shared and made.</p> <p>2 hours and 45 minutes</p>	<p>Thu., 11/21/2013 HS,E-CHLD,MS,ALL 4:00 PM to 4:45 PM Location: CORONADO D</p> <p>Mudslinging--Tips for the Pottery Wheel (Curriculum)</p> <p>Presenter(s): Michelle Mosher</p> <p>Have you got a pottery wheel sitting in the corner of your classroom staring you down? This workshop is a dialog session to share ideas, watch a demo and get some good tips to working with kids and clay. Hands-on clay interaction encouraged.</p> <p>45 minutes</p>
<p>Thu., 11/21/2013 HS,ELEM,MS,ALL 4:00 PM to 5:45 PM Location: DE SOTO A</p> <p>Georgia O'Keeffe Meets Andy Warhol (Curriculum)</p> <p>Presenter(s): Emily McLemore</p> <p>A simple and inexpensive drawing and printmaking lesson that can be adapted for any age and skill level! This workshop will provide you with the knowledge you need to do teach this project successfully as well as a sample to use in your classroom.</p> <p>1 hour and 45 minutes</p>	<p>Thu., 11/21/2013 ALL 4:00 PM to 4:45 PM Location: DESOTO B</p> <p>Why Make Art? (Enrichment)</p> <p>Presenter(s): Eric Horn</p> <p>Exploring and understanding the egocentric, geocentric and heliocentric modalities of art making as demonstrated through the work of the Norwegian artist Odd Nerdrum and others.</p> <p>45 minutes</p>	<p>Thu., 11/21/2013 MS,ALL 4:00 PM to 4:45 PM Location: SAPPHIRE</p> <p>Stop Repeating Yourself! Save Your Demos on Video (Technology)</p> <p>Presenter(s): Ann Carroll</p> <p>Create videos and post online to be viewed as needed. Topics will include digital cameras for creating video, Format Factory, Montage, You Tube, teacher websites, and Smartboards. Session will include examples and brainstorming for your own video ideas.</p> <p>45 minutes</p>
<p>Thu., 11/21/2013 ALL 4:00 PM to 4:45 PM Location: TOPAZ</p> <p>Peruvian Thread Jewelry (Curriculum)</p> <p>Presenter(s): Cory Burton</p> <p>Ever wonder how people make those beautiful String Art earrings/pendants? Well come learn hands on! Colorful threads stretched across beautifully bent coils/wires...all broken down into VERY simple steps. Great for advanced classes or just for yourself!</p> <p>45 minutes</p>	<p>Thu., 11/21/2013 MS,ELEM,HS,MUS,CBAE,STU 5:00 PM to 6:45 PM Location: CORONADO D</p> <p>Block Print Koinobori (Curriculum)</p> <p>Presenter(s): Mary Schuytema</p> <p>In Japan, Children's Day is heralded by flying fish - carp-shaped windsocks known as koinobori. In this workshop, participants block print scales onto fish-shaped pieces of Smart Fab®, then paint details. Final assembly is a breeze! Safe for outdoors.</p> <p>1 hour and 45 minutes</p>	<p>Thu., 11/21/2013 ALL 5:00 PM to 5:45 PM Location: DESOTO B</p> <p>Exciting Opportunities Through Grants (Effective Teaching Practices)</p> <p>Presenter(s): RJ Christensen</p> <p>Need a kick-start to your program? Have great ideas but little funds? Let me show you successful approaches to get the money you need in order to challenge yourself and your students.</p> <p>45 minutes</p>
<p>Thu., 11/21/2013 ELEM,MS 5:00 PM to 5:45 PM Location: SAPPHIRE</p> <p>A Year of Elementary Digital Art (Technology)</p> <p>Presenter(s): Marni Morris-Wishart</p> <p>Leverage technology as a medium of choice for differentiated learning with a full year of K-5 Digital Art instruction designed to build real world skills and skyrocket student engagement.</p> <p>1 hour and 45 minutes</p>	<p>Thu., 11/21/2013 CBAE,HS,HE,MUS 5:00 PM to 6:45 PM Location: TOPAZ</p> <p>Basic Mat Cutting and Mounting Techniques (Enrichment)</p> <p>Presenter(s): Brian Buell</p> <p>Learn valuable mat cutting techniques including how to properly measure and calculate border sizes, cut single and double mats and how to t-hinge mount artwork into finished mats in this fully hands on basic mat cutting class. Limit: 12</p> <p>1 hour and 45 minutes</p>	<p>Thu., 11/21/2013 ALL 5:00 PM to 6:45 PM Location: TRINITY EXHIBIT HL. A1</p> <p>Fishy Business / Kaleidoscope (Curriculum)</p> <p>Presenter(s): Nathan Klein</p> <p>Incorporating a variety of fibers Fishy Business is texture driven. Without using a brush, create an intricate illustrations Kaleidoscope with bold lines and symmetrical shapes using multiple glazes. Sponsored by Mayco.</p> <p>1 hour and 45 minutes</p>

Thu., 11/21/2013 ELEM,ALL

5:00 PM to 6:45 PM

Location: TRINITY EXHIBIT HL. A2

**Candie Cooper and More on
Multimedia Creations**

(Effective Teaching Practices)

Presenter(s): Candie Cooper

Candie Cooper will be the key presenter. She is television personality on PBS and ACTIVA's demonstrator. She will sharing arts and crafts teaching techniques.

1 hour and 45 minutes

Thu., 11/21/2013 HS,ELEM,MS

5:00 PM to 6:45 PM

Location: TRINITY EXHIBIT HL. A3

Pop Art Monoprints

(Curriculum)

Presenter(s): Kristi Bernstein

Sharing links to video, quiz and PowerPoint for Pop Art. Walk away with a fun and easy way to create a monoprint without using a press!

1 hour and 45 minutes

Thu., 11/21/2013

HS,MS,HS/AP,CBAE,STU

5:00 PM to 5:45 PM

Location: TRINITY EXHIBIT HL. A4

**Ten Creative Ways to Use Charcoal
Powder & Sticks**

(Curriculum)

Presenter(s): Kathi Hanson

Learn ten different ways you can manipulate charcoal powder and sticks to create exciting tonal exchanges, realistic texture, and eye catching areas of interest within a pencil tip drawing. Handout & General Pencil goodie bag included.

45 minutes

Thu., 11/21/2013 ALL

5:30 PM to 9:30 PM

Location: OFFSITE-DALLAS ARTS DIST.A

Evening in the Arts District

(Enrichment)

Presenter(s): Tour

Enjoy Thursday evening at the Dallas Museum of Art and Crow Collection of Asian Art. Check-out DMA docents for private tours and visit the Center for Creative Connections to make your own creation. Free admission to exhibitions with conference badge. Explore Arts District dining and Klyde Warren Park. Bus transportation included.Limit:100, Cost:\$15

4 hours

Thu., 11/21/2013 HS,ALL

6:00 PM to 6:45 PM

Location: DESOTO B

Visual Literacy as an Art Process

(Curriculum)

Presenter(s): Shannon Kessler

Visual literacy is the ability to interpret, negotiate, and make meaning from information presented in the form of an image. Development of inspiration boards and minds mapping that allows students to develop a holistic approach to art-making.

45 minutes

Thu., 11/21/2013 ALL

6:00 PM to 6:45 PM

Location: SAPPHIRE

Art Infused Education

(Advocacy)

Presenter(s): Maria Mogas

This presentation will provide information from the book "A Whole New Mind" by author Daniel Pink. The session will also offer ways to advocate for the Arts Infused Education.

45 minutes

Thu., 11/21/2013 MS,ALL

6:00 PM to 6:45 PM

Location: TRINITY EXHIBIT HL. A4

**Glass Without a Kiln - Using Mixed
Media**

(Curriculum)

Presenter(s): Debbie Jasek, Barbara Peevey, Jennifer Eastreling, and Melissa Schulman

Do you want to work with Glass, but don't have a kiln or money for lots of art glass? Explore ways to use glass, resin, and found objects. Then learn how to apply these techniques to make mosaics, ornaments and sun catchers. Hands-on project.

45 minutes

FRIDAY	<p>Fri., 11/22/2013 SUPV 8:00 AM to 2:00 PM Location: CORAL</p> <p>Supervisor's Meeting (School Climate)</p> <p>Presenter(s): Karri Clark</p> <p>It is that time of year to focus on the importance of our efforts to promote quality art education in the schools of Texas. The benefits our organization provides are numerous. All Supervisors are encouraged to attend this meeting.</p> <p>6 hours</p>	<p>Fri., 11/22/2013 ALL 8:00 AM to 8:45 AM Location: MADRID</p> <p>Technique Tutorials Made Simple (Effective Teaching Practices)</p> <p>Presenter(s): Emily McLemore</p> <p>Learn how to create online tutorials for teaching techniques and creating visual instructions. An iPhone or iPad is needed in order to MAKE a tutorial during the workshop. But EVERYONE can view and learn how to create these simple tutorials.</p> <p>45 minutes</p>	<p>Fri., 11/22/2013 ELEM 8:00 AM to 8:45 AM Location: MANCHESTER</p> <p>Stop Motion Animation with Elementary Students (Curriculum)</p> <p>Presenter(s): Deborah Yatko</p> <p>Bring your art lessons into the 21st century with digital technology. Presenters will demonstrate how to create an animation and share sample student animations. Learn how to implement this lesson with an art club or with an entire grade level.</p> <p>45 minutes</p>
	<p>Fri., 11/22/2013 ALL 9:00 AM to 10:45 AM Location: CORONADO A</p> <p>INSIDE THE STUDIO: Explorations in Street Painting (Enrichment)</p> <p>Presenter(s): Melanie Stimmell Van Latum</p> <p>With the vivid popularity of the ephemeral art form, Melanie Stimmell Van Latum brings you an exploration into the world of Street Painting. Using alternative surfaces and modern themes, you will learn the traditions and soft pastel techniques to transform a lesson into an exciting activity. This hands on workshop is free and has seats for 80 hands-on participants (first-come-first-seated and ArtAdVantage members have seating privileges) as well as seating for 100 observers.</p> <p>1 hour and 45 minutes</p>	<p>Fri., 11/22/2013 HS,ALL 9:00 AM to 10:45 AM Location: CORONADO B</p> <p>VerDay Paint and Patina Frame Workshop (Curriculum)</p> <p>Presenter(s): Megan Darrow</p> <p>Create a project using VerDay Paints and Patina. In the workshop, Megan will teach how the REAL Iron, Copper, Brass, and Bronze Metal Paints chemically react and Patina while decorating a wood frame.</p> <p>1 hour and 45 minutes</p>	<p>Fri., 11/22/2013 MS,ALL 9:00 AM to 11:45 AM Location: CORONADO C</p> <p>South American Culture Batik (Curriculum)</p> <p>Presenter(s): Lori Dudley and Kathy Dodd</p> <p>With a focus on the South American Culture participants will create a wax resist batik reflecting the heritage and artistic values and history within their piece.</p> <p>2 hours and 45 minutes</p>
	<p>Fri., 11/22/2013 ALL 9:00 AM to 10:45 AM Location: CORONADO D</p> <p>Come Mono Come All! (Curriculum)</p> <p>Presenter(s): Shana Martin</p> <p>Explore mono-printing with hand made stencils. It is simple and you get many prints from one session. Simplify or complicate stencils to fit the level of students. There will be examples to look/photo and you will create your own! Limit: 30</p> <p>1 hour and 45 minutes</p>	<p>Fri., 11/22/2013 MS,ELEM,HS 9:00 AM to 10:45 AM Location: CORTEZ A</p> <p>Monet Asian Fusion (Curriculum)</p> <p>Presenter(s): Roberta Stege and Miranda Meyer</p> <p>A fusion Monet style and colors with Japanese painters. The background of liquid watercolor and shaving cream and a foreground of Koi. Introduce students to a variety of media, emphasis color and movement, art vocabulary, and composition strategies.</p> <p>1 hour and 45 minutes</p>	<p>Fri., 11/22/2013 ELEM,MS,HS,MUS,CBAE 9:00 AM to 10:45 AM Location: CORTEZ B</p> <p>Amazing Mixed Media (Curriculum)</p> <p>Presenter(s): Yuri Zaroli and Andrea Espinosa</p> <p>Discover new ways of combining acrylic, foam printmaking, and chalk pastels for a unique and amazing project that will work with any age group.</p> <p>1 hour and 45 minutes</p>
	<p>Fri., 11/22/2013 ALL 9:00 AM to 10:45 AM Location: CORTEZ C</p> <p>Rite of Kandinsky (Enrichment)</p> <p>Presenter(s): Claudia Cardenas</p> <p>Listening to the Rite of Spring by Stravinsky the audience will learn a new found lesson on how to include music theory to the class to create great abstracted compositions being inspired by Kandinsky.</p> <p>1 hour and 45 minutes</p>	<p>Fri., 11/22/2013 HS/AP,HS,HE,MUS,CBAE 9:00 AM to 10:45 AM Location: CORTEZ D</p> <p>All About Acrylics Hands-On Workshop Golden Paint (Enrichment)</p> <p>Presenter(s): Barbara Jackson</p> <p>Use four types of Golden Acrylic paints; Heavy Body, Fluid and OPEN with & NEW HIGH FLOW. Get key information on color mixing, blending & controlling drying time. See how gels are used to modify paint properties or create unique textural surfaces. Participants will receive a sample packet of Golden products to be used during the workshop. Limit:20</p> <p>1 hour and 45 minutes</p>	<p>Fri., 11/22/2013 ALL 9:00 AM to 10:45 AM Location: DE SOTO A</p> <p>Zentangle Apprentice & String Starters (Curriculum)</p> <p>Presenter(s): Angela Vangalis</p> <p>Workshop #1 - Zentangle Apprentice® New Zentangle patterns in the classroom. Workshop #2 - Illumitangles® Zentangle method of drawing with illuminated letters. Historical value of patterns & letters. Time-saving teaching techniques also covered.</p> <p>1 hour and 45 minutes</p>

<p>Fri., 11/22/2013 MS,HS,ALL 9:00 AM to 9:45 AM Location: DESOTO B</p> <p>One-day Lessons Galore! (Curriculum)</p> <p>Presenter(s): Kelli Tilton</p> <p>Quick fix one day lessons for sub days, testing days, or days that you need a break between longer lessons. Handout hard copies provided. (Also ways to incorporate more length into the lesson to stretch it into multiple days.)</p> <p>45 minutes</p>	<p>Fri., 11/22/2013 ALL 9:00 AM to 9:45 AM Location: GOVERNOR'S LECT. HL.</p> <p>Enduring Understandings and the National Standards (Curriculum)</p> <p>Presenter(s): Marilyn Stewart</p> <p>Discover how the new National Visual Arts Standards' use of "enduring understandings" corresponds to curriculum development and how the three artistic processes--Creating, Presenting, and Responding--link to art and interdisciplinary learning.</p> <p>45 minutes</p>	<p>Fri., 11/22/2013 ALL 9:00 AM to 10:45 AM Location: MADRID</p> <p>Creating an iBook for Your Art Classroom (Effective Teaching Practices)</p> <p>Presenter(s): Diane Gregory</p> <p>Ever thought of publishing your own work or the work you do with students? Come learn how you can create innovative, interactive and well designed iBooks using Apple Computer's iBook Author software.</p> <p>1 hour and 45 minutes</p>
<p>Fri., 11/22/2013 HS,ALL 9:00 AM to 10:45 AM Location: MANCHESTER</p> <p>Making Art History for Dummies a Bit Smarter (Technology)</p> <p>Presenter(s): Jim Henson</p> <p>Using technology and button making, participants 1) create an interactive timeline and 2) make wearable buttons from images to familiarize students with periods, artists, and works of art. Buttons enhance art history lessons and introduce basic art concepts.</p> <p>1 hour and 45 minutes</p>	<p>Fri., 11/22/2013 ELEM,MS 9:00 AM to 9:45 AM Location: METROPOLITAN</p> <p>I Love Cross Curriculum and You Can Too! (repeat) (Curriculum)</p> <p>Presenter(s): Timothy Percevecz</p> <p>Art collides with math, science, and ELAR in fun and exciting ways. Help cross-pollinate ideas and concepts between subjects and learn to move beyond tessellations. Presenting multiple lesson plans from elementary that are scalable to older students.</p> <p>45 minutes</p>	<p>Fri., 11/22/2013 MUS,ALL 9:00 AM to 9:45 AM Location: MILAN</p> <p>Museum Access in Action (Advocacy)</p> <p>Presenter(s): Allison Davidson</p> <p>The Meadows Museum has piloted multi-sensory approaches, tools, activities, and programs to help audiences with visual impairments engage with works of art. Learn about these inclusive approaches, explore tools, and see them in action.</p> <p>45 minutes</p>
<p>Fri., 11/22/2013 ALL 9:00 AM to 9:45 AM Location: MING</p> <p>A Place of Our Own (Curriculum)</p> <p>Presenter(s): Christina Bain, Paul Bolin, Melinda Mayer, and Kara Hallmark</p> <p>Hear place interpreted by four UT, Austin art educators representing varied contexts of art education theory and practice.</p> <p>45 minutes</p>	<p>Fri., 11/22/2013 ALL 9:00 AM to 9:45 AM Location: MIRO</p> <p>Recycled No Sweat, No Sew Aprons! (Enrichment)</p> <p>Presenter(s): Stephanie Patrisso</p> <p>A FREE, ingenious way to recycle old clothing (maybe discarded theater dept. costumes) to create aprons/ smocks that your students will love. The perfect project to start a school year!</p> <p>45 minutes</p>	<p>Fri., 11/22/2013 HS,MS 9:00 AM to 9:45 AM Location: MONET BALLROOM</p> <p>Preparing for the VASE Interview (Enrichment)</p> <p>Presenter(s): Stuart Millard and Lisa Millard</p> <p>A 10 point, "How To Interview" course to prepare your students for the Regional VASE interview. The practical skills learned go beyond the VASE interview by providing your students, and possibly you, with much needed and timely job interviewing techniques.</p> <p>45 minutes</p>
<p>Fri., 11/22/2013 ALL 9:00 AM to 9:45 AM Location: MONTE CARLO</p> <p>MASTER ART EDUCATOR: Is a Practicing Artist (Enrichment)</p> <p>Presenter(s): Betsy Murphy</p> <p>A MAE is an active artist since teachers relate best to students while still learning. Teachers showing and creating their own artwork demonstrate the creative spirit. They build relationships with students and increase relevance and confidence in art.</p> <p>45 minutes</p>	<p>Fri., 11/22/2013 ALL 9:00 AM to 9:45 AM Location: MOROCCO</p> <p>Postcards: Small Works of Art, Big Possibilities (Curriculum)</p> <p>Presenter(s): Kaela Hoskings</p> <p>A picture is worth a thousands words and postcards can provide thousands of ideas for your classroom. This session will explore hands-on ways to use these small works of art to create meaningful learning opportunities.</p> <p>45 minutes</p>	<p>Fri., 11/22/2013 ALL 9:00 AM to 1:00 PM Location: OFFSITE - AT&T STADIUM</p> <p>Cowboys Stadium Art Tour (newly named At&T Stadium) (Enrichment)</p> <p>Presenter(s): Tour</p> <p>Tour AT & T Stadium, home of the Dallas Cowboys. You don't have to be a football fan to enjoy this tour! View the Jones family's world class art collection with over 40 works including 14 large scale site specific installations. Tour fee and bus transportation is included. Limit:50, Cost:\$30</p> <p>4 hours</p>

FRIDAY	<p>Fri., 11/22/2013 ALL 9:00 AM to 9:45 AM Location: SAPHIRE</p> <p>Warm-Ups: Sparks to Get the Creative Juices Flowing (Effective Teaching Practices)</p> <p>Presenter(s): Joan Maresh Hansen</p> <p>Arrival to art class can/should be engaging. Innovative activities and exercises that build skills, reinforce concepts invigorating the creative process. Interactive visual journals, podcasts, and more will be shared along with a juicy packet of handouts.</p> <p>45 minutes</p>	<p>Fri., 11/22/2013 MS,ALL 9:00 AM to 10:45 AM Location: SENATOR'S LECT. HALL</p> <p>Zentangle Perspectives from a CZT/Art Teacher (School Climate)</p> <p>Presenter(s): Judith Shamp</p> <p>This workshop will engage and encourage teachers in best practices of tangling. To experience Zentangle power, students/teachers become confident and relax in a unique learning process enjoying a change of pace in a level playing field. All win! Note - the first 15 to arrive will be given a lovely gift of useful tools from Sakura.</p> <p>1 hour and 45 minutes</p>	<p>Fri., 11/22/2013 ALL 9:00 AM to 9:45 AM Location: TOPAZ</p> <p>Be Visual SketchCrawl 2013 - Session 1 (Curriculum)</p> <p>Presenter(s): Mel Basham</p> <p>Bring out your own sketchbook and drawing materials - nurture your artistic soul during conference while exploring the beautiful Anatole. Join noted Texas art educator, Mel Basham for a short SketchCrawl capturing your impressions of this beautiful space. Stay Creative and Be Visual while gaining ideas for how to improve your sketchbook practice and that of your students!</p> <p>45 minutes</p>
	<p>Fri., 11/22/2013 HS,MS,HE,CBAE 9:00 AM to 10:45 AM Location: TRINITY EXHIBIT HL. A1</p> <p>Basic Acrylic Color Mixing (Curriculum)</p> <p>Presenter(s): Beth Wild</p> <p>Red and blue can make purple! Using a limited palette to create a full spectrum of color. It is cost effective and currently in use at a number of universities and many high schools and taught at VASE. Students love it, it is and it works. Limit: 50</p> <p>1 hour and 45 minutes</p>	<p>Fri., 11/22/2013 ALL 9:00 AM to 10:45 AM Location: TRINITY EXHIBIT HL. A2</p> <p>Mimbre Decoration on Clay Coil Bowls! (Curriculum)</p> <p>Presenter(s): Diana Faris and Jeff Sandoe</p> <p>Celebrate and cross curriculum with the ancient art of the Mimbres using 900 year old decoration designs. Art teachers of all skill levels will coil build bowls and decorate using AMACO LUG-Underglazes. Design, sketch, and decorate in the Mimbre style.</p> <p>1 hour and 45 minutes</p>	<p>Fri., 11/22/2013 ELEM 9:00 AM to 10:45 AM Location: TRINITY EXHIBIT HL. A3</p> <p>A K-5 Clay Continuum (Curriculum)</p> <p>Presenter(s): Frances Powrie and Patricia Thorpe</p> <p>Join 2 veteran teachers and explore ideas for building fine motor skills with a variety of clays. Different projects for each grade level will be presented. Handouts and hands on activities with clay provided by Trinity Ceramics. Limit: 50</p> <p>1 hour and 45 minutes</p>
	<p>Fri., 11/22/2013 ALL 9:00 AM to 9:45 AM Location: TRINITY EXHIBIT HL. A4</p> <p>How a Pencil is Made & 30 Different Ways to Use It (Curriculum)</p> <p>Presenter(s): Kathi Hanson</p> <p>Learn the amazing step by step process of how a pencil is made and then share in the fun as Kathi demonstrates 30 different ways you can manipulate a pencil to create a variety of exciting pencil art markings. Handout & General Pencil goodie bag included.</p> <p>45 minutes</p>	<p>Fri., 11/22/2013 ALL 9:30 AM to 11:30 AM Location: OFFSITE - DMA A</p> <p>Dallas Museum of Art Conservation Studio (Enrichment)</p> <p>Presenter(s): Tour</p> <p>Join Conservator Mark Leonard and museum educators for a tour of the DMA Paintings Conservation Studio and learn about recent projects. Opening to the public in November 2013, the new Studio includes state-of-the-art technology, public observation areas, and an adjoining gallery highlighting artworks on view with a conservation perspective. Bus transportation included. Limit:26 , Cost:\$15</p> <p>2 hours</p>	<p>Fri., 11/22/2013 ALL 9:30 AM to 12:30 PM Location: OFFSITE - MEADOWS MUSEUM</p> <p>Goya Mastery in Prints (Enrichment)</p> <p>Presenter(s): Experience Institute</p> <p>Examine etchings from Francisco Goya's famous print series Los Caprichos pulled from Meadows Museum collection. After exploring the various processes employed by Goya, experience a demonstration on methods and techniques with printmaker Daniel Birdsong. Bus transportation included. Limit:26, Cost:\$20</p> <p>3 hours</p>
	<p>Fri., 11/22/2013 ALL 9:30 AM to 12:30 PM Location: OFFSITE - NASHER MUSEUM A</p> <p>Nasher Xchange Tour (Enrichment)</p> <p>Presenter(s): Tour</p> <p>Commemorating its 10th anniversary, the Nasher Sculpture Center presents Nasher XChange, a dynamic public art exhibition consisting of 10 commissioned works by 10 renowned artists at 10 diverse sites throughout the city of Dallas. Tour 4 sites and be a part of the exchange. Bus transportation included. Limit:26, Cost:\$15</p> <p>3 hours</p>	<p>Fri., 11/22/2013 ALL 9:30 AM to 12:30 PM Location: OFFSITE - NASHER MUSEUM B</p> <p>Nasher Sculpture Center Tour (Enrichment)</p> <p>Presenter(s): Tour</p> <p>Join the Curator of Education for a tour of the Nasher Sculpture Center. The museum is home to one of the finest collections of modern and contemporary sculptures in the world, featuring more than 300 masterpieces by Calder, Giacometti, Matisse, Picasso, Rodin, and more. Entrance fee and bus transportation included. Limit:20, Cost:\$20</p> <p>3 hours</p>	<p>Fri., 11/22/2013 ALL 10:00 AM to 10:45 AM Location: DESOTO B</p> <p>Running a Safe and Efficient Kiln Program (repeat) (Classroom Management)</p> <p>Presenter(s): Mike Sievers</p> <p>Kilns can be intimidating to both teachers and administrators and they shouldn't be. We will discuss how to set up the kiln room and operation procedures and policies that will give you and your administrator peace of mind.</p> <p>45 minutes</p>

FRIDAY	<p>Fri., 11/22/2013 ALL 10:00 AM to 10:45 AM Location: GOVERNOR'S LECT. HL.</p> <p>Art Therapy Strategies in the Art Classroom (Effective Teaching Practices)</p> <p>Presenter(s): Angelica Bigsby, Dorie Mishael, and Victoria Wheelis</p> <p>Interactive session discussing art therapy (etc) techniques to foster an open and accepting environment in the classroom. Teachers also participate in a lesson allowing them to practice strategies to implement.</p> <p>45 minutes</p>	<p>Fri., 11/22/2013 ELEM,CBAE 10:00 AM to 10:45 AM Location: METROPOLITAN</p> <p>Paint Me a Story: Connecting a Community (School Climate)</p> <p>Presenter(s): Kimberly Buskirk, Andrea Luna, and Vicki Lenio</p> <p>Learn how to expand the art experience beyond the walls of the classroom through the Paint Me a Story community project. Presenters share ideas for parent and student art-infused literacy projects that enhance art education outside the school setting.</p> <p>45 minutes</p>	<p>Fri., 11/22/2013 MS,MUS 10:00 AM to 10:45 AM Location: MILAN</p> <p>MFAH and Middle School Teacher Collaboration (Advocacy)</p> <p>Presenter(s): Jennifer Beradino and Natalie Svacina</p> <p>Its time re-establish the relevancy of the arts in schools. Hear how the Museum of Fine Arts, Houston is using the framework of habits of mind to build a stronger case for Arts Education.</p> <p>45 minutes</p>
	<p>Fri., 11/22/2013 HE,E-CHLD,ELEM,MS,HS,MUS,CBAE 10:00 AM to 10:45 AM Location: MING</p> <p>Sociocultural Difference, Personal Narratives, and Preservice Art Teachers (Effective Teaching Practices)</p> <p>Presenter(s): Emily Stewart Hood, Sarah Travis, and Amy Kraehe</p> <p>Art is a powerful vessel for the demarcation of aspects of sociocultural difference. How can art teacher preparation equip art teachers with ways of thinking that will enable them to engage sociocultural difference with competency and without fear?</p> <p>45 minutes</p>	<p>Fri., 11/22/2013 MS,SUPV 10:00 AM to 11:45 AM Location: MIRO</p> <p>Revised Fine Arts TEKS--Middle School/High School (Curriculum)</p> <p>Presenter(s): Michelle Mosher</p> <p>This workshop is a condensed version of the overview given at the Cedfa Summit in June. We will look at the major revisions and extensions to the Fine Arts TEKS as they pertain to Middle School and High School.</p> <p>1 hour and 45 minutes</p>	<p>Fri., 11/22/2013 HS,MS,HS/AP,SUPV,HE,STU 10:00 AM to 10:45 AM Location: MONET BALLROOM</p> <p>The Art of Fashion Illustration: Fashion Design (Curriculum)</p> <p>Presenter(s): Michele Burles, Kelly Blessing, Kelsey Owens, Kathryn Brensinger, and Cynthia Hougardy</p> <p>Fashion Design is a multi-faceted field requiring not only artistry but also technical skills. The attendees will learn how to draw a croquis, the outline figure on which designs are sketched.</p> <p>45 minutes</p>
	<p>Fri., 11/22/2013 ALL 10:00 AM to 10:45 AM Location: MONTE CARLO</p> <p>MASTER ART EDUCATOR: Establishing Collaboration (School Climate)</p> <p>Presenter(s): Teri Evans-Palmer</p> <p>The Master Art Educator establishes a collaborative, supportive environment for both teachers and students. The art room is supports safety and allows communication. The teacher is a guide or facilitator who leads students to destinations.</p> <p>45 minutes</p>	<p>Fri., 11/22/2013 ALL 10:00 AM to 10:45 AM Location: MOROCCO</p> <p>Strategies to Cope When Feeling Overwhelmed (Effective Teaching Practices)</p> <p>Presenter(s): Ed Check and Future Akins-Tillett</p> <p>How can we take care of ourselves beyond being teachers? When responsibilities overwhelm, how do we remain sane, healthy, and grounded? Where is our art? What do we say yes and no to? Two artist educators share successful and non-successful options.</p> <p>45 minutes</p>	<p>Fri., 11/22/2013 ALL 10:00 AM to 10:45 AM Location: SAPPHIRE</p> <p>ORDER in the Art Room Returns (Classroom Management)</p> <p>Presenter(s): Joan Maresh Hansen</p> <p>Art teachers must be the most organized people in the world. Hear some classroom management strategies (from Time to Teach) to some of our best organizational procedures/systems so that you can stay sane throughout the year.</p> <p>45 minutes</p>
	<p>Fri., 11/22/2013 ALL 10:00 AM to 10:45 AM Location: TOPAZ</p> <p>Ancient Firing Techniques in a Trash Can! (Curriculum)</p> <p>Presenter(s): Kristi Rucker</p> <p>Examine basic to advanced techniques for Pit Firing in a K-12 setting, tips that come from experience and education. The session will discuss clay body, projects ideas, surface treatments, and the firing process for successful Pit Firing</p> <p>45 minutes</p>	<p>Fri., 11/22/2013 ALL 10:00 AM to 10:45 AM Location: TRINITY EXHIBIT HL. A4</p> <p>Clay Projects Made Easy (Curriculum)</p> <p>Presenter(s): Karen Wise</p> <p>Pinch-pot and coil building techniques are used to create a toad home. Adornments and texture will be added to the pieces to create one of a kind, unique homes. Our hump-mode throwing system and portable slab roller will also be demonstrated.</p> <p>45 minutes</p>	<p>Fri., 11/22/2013 MS,HS 11:00 AM to 11:45 AM Location: CORONADO A</p> <p>My Very Own T-shirt (Curriculum)</p> <p>Presenter(s): Sandra Garcia</p> <p>This workshop is about using inexpensive and repurposed materials to make screens for printing t-shirts. I will introduce the lesson, goals, objectives and self-assessment rubric. I will also provide a copy of the lesson using the backwards design template. The rest of the time will be spent hands on making screens out of embroidery hoops or wood picture frames and demonstrating how to choose an appropriate design with bold lines, and symmetrical balance. Limit: 20</p> <p>45 minutes</p>

<p>Fri., 11/22/2013 HS,ELEM,MS 11:00 AM to 11:45 AM Location: CORONADO B</p> <p>Jello Printing (Curriculum)</p> <p>Presenter(s): Judy Seay</p> <p>Participants will create a monoprint example on a Gelatin plate. Recipes for the Gelatin plates, classroom ready PowerPoints, and a grading rubric, will be included.</p> <p>45 minutes</p>	<p>Fri., 11/22/2013 MS,HS 11:00 AM to 11:45 AM Location: CORONADO D</p> <p>Bar Code Painting (Curriculum)</p> <p>Presenter(s): Ken Forehand</p> <p>A workshop showing how to create a barcode of each student's name and then have them create a painting that says "I am not just a number" based on Orwell's 1984 and the NSA scandal.</p> <p>45 minutes</p>	<p>Fri., 11/22/2013 MS,ELEM,HS,HS/AP,HE,MUS,CBAE 11:00 AM to 1:45 PM Location: CORTEZ A</p> <p>Iron Teacher Collaborative Lesson Plan Competition (Curriculum)</p> <p>Presenter(s): Dorie Mishael, Angelica Bigsby, and Tori Wheelis</p> <p>Loosely based Iron Chef, this Lesson creation activity uses the Big Idea framework while incorporating awareness of diversity, technology, and contemporary artists in the classroom. This will result in innovative lesson plans. Winners receive a prize.</p> <p>2 hours and 45 minutes</p>
<p>Fri., 11/22/2013 ELEM,E-CHLD,MS,STU 11:00 AM to 11:45 AM Location: CORTEZ B</p> <p>Clay Castles (Curriculum)</p> <p>Presenter(s): Candice Blount</p> <p>From slab to castle! Simply take a slab of clay and a few more simple items to construct a home built for kings, queens or fairies. This is a quick, easy and fun lesson that may be adapted for many grade levels. Limit: 50</p> <p>45 minutes</p>	<p>Fri., 11/22/2013 MS,ALL 11:00 AM to 11:45 AM Location: CORTEZ C</p> <p>Monoprint Madness (Effective Teaching Practices)</p> <p>Presenter(s): Janet Wolfe and Margaret Holt</p> <p>Experience a new printing material - gel printing plate. Bring your imagination and create up to 4 brilliant mono prints.</p> <p>45 minutes</p>	<p>Fri., 11/22/2013 HS/AP,HS,HE,MUS,CBAE 11:00 AM to 12:45 PM Location: CORTEZ D</p> <p>Golden Artist Colors Acrylics Lecture Demo (Enrichment)</p> <p>Presenter(s): Barbara Jackson</p> <p>A technical review of acrylics & applications. Use OPEN acrylics & NEW HIGH FLOW paints. Learn how acrylics can be used as grounds for other media; pencil, pastel, watercolor. Learn color mixing, blending & controlling drying time. Gels: used to modify paint properties or create textural surfaces & how to make and use skins. Free product samples & an info packet. Limit: 35</p> <p>1 hour and 45 minutes</p>
<p>Fri., 11/22/2013 ALL 11:00 AM to 12:45 PM Location: DE SOTO A</p> <p>Carving Out a Niche (Curriculum)</p> <p>Presenter(s): Dannica Barnum</p> <p>Participants will explore two dimensional relief carving using household drywall. A hit for those looking for art projects on a budget.</p> <p>1 hour and 45 minutes</p>	<p>Fri., 11/22/2013 ALL 11:00 AM to 11:45 AM Location: DESOTO B</p> <p>New Zealand to Texas: Multicultural Empowerment (Effective Teaching Practices)</p> <p>Presenter(s): RJ Christensen</p> <p>This qualitative study of Maori woodcarving shows how to preserve genealogy, language, and culture. Epistemological documentation will be used for teaching students of Texas to define who they are in historical, symbolic, and sociological contexts.</p> <p>45 minutes</p>	<p>Fri., 11/22/2013 CBAE,HE 11:00 AM to 11:45 AM Location: GOVERNOR'S LECT. HL.</p> <p>Exploring the Potential of a DIY Approach (Curriculum)</p> <p>Presenter(s): Cala Coats</p> <p>Discuss the potential of DIY approaches that focus on process and community-building to bring together makers and educators.</p> <p>45 minutes</p>
<p>Fri., 11/22/2013 MS,ALL 11:00 AM to 11:45 AM Location: MADRID</p> <p>Stop Repeating Yourself! Save Your Demos on Video (repeat) (Technology)</p> <p>Presenter(s): Ann Carroll</p> <p>Create videos and post online to be viewed as needed. Topics will include digital cameras for creating video, Format Factory, Montage, You Tube, teacher websites, and Smartboards. Session will include examples and brainstorming for your own video ideas.</p> <p>45 minutes</p>	<p>Fri., 11/22/2013 ALL 11:00 AM to 11:45 AM Location: MANCHESTER</p> <p>Visualizing Ourselves through Digital Media (Technology)</p> <p>Presenter(s): Carrie Markello</p> <p>Learn about using digital media to communicate personal artistic and educational perspectives. Explore the process of creating two to three minute videos for your students to use to express their artistic perspectives and/or for you to express yours.</p> <p>45 minutes</p>	<p>Fri., 11/22/2013 ELEM,MS 11:00 AM to 11:45 AM Location: METROPOLITAN</p> <p>The Crazy Colorful Color Wheel Project (Technology)</p> <p>Presenter(s): Trina Harlow</p> <p>Combine art, technology, and globalization in a unique art exchange project partnering your school with a school in another country using the color wheel as inspiration. Slide shows, unit plans, website, Blog, and all important info shared.</p> <p>45 minutes</p>

FRIDAY	<p>Fri., 11/22/2013 MS,MUS 11:00 AM to 11:45 AM Location: MILAN</p> <p>Sol Lewitt Inspired Wall Drawing Installation (School Climate)</p> <p>Presenter(s): Julie Phillips</p> <p>A Modern Art Mse. visit to see, process, & understand Sol Lewitt's written wall drawings results in a "Wall Drawing" conceived by 2 middle school students, executed by entire class and installed at Benbrook Middle School. Video of journey + lessons.</p> <p>45 minutes</p>	<p>Fri., 11/22/2013 HE,SUPV,CBAE,ALL 11:00 AM to 11:45 AM Location: MING</p> <p>Expand Perspective by Finding Local Senior Artists (Curriculum)</p> <p>Presenter(s): Liz Langdon</p> <p>Linking place to art education through visual culture and senior artists provides a rich field of inquiry for participants in action research. K-12 teachers broaden their view of place and age through encounters with senior artists to create curriculum.</p> <p>45 minutes</p>	<p>Fri., 11/22/2013 HS,SUPV 11:00 AM to 11:45 AM Location: MONET BALLROOM</p> <p>Innovation in the High School Classroom (Curriculum)</p> <p>Presenter(s): Christine Miller and Christina Bain</p> <p>Art and Media Communication is an innovative course for high school curriculum. Find out the history behind the creation of the course, and what one teacher's experience has been piloting the course. Student feedback and artwork examples will be shown.</p> <p>45 minutes</p>
	<p>Fri., 11/22/2013 ALL 11:00 AM to 11:45 AM Location: MONTE CARLO</p> <p>MASTER ART EDUCATOR: Creativity for Everyday Life (Curriculum)</p> <p>Presenter(s): Mel Basham</p> <p>Connect with student artists to extend the creative process beyond studio practices to multiple aspects of everyday life.</p> <p>45 minutes</p>	<p>Fri., 11/22/2013 ALL 11:00 AM to 11:45 AM Location: MOROCCO</p> <p>Don't be Scared of Smoke and Fire - Raku in K-12 (Curriculum)</p> <p>Presenter(s): Kristi Rucker</p> <p>Don't be scared of smoke and fire! Learn basic to advanced steps for Raku Firing in a K-12 setting, tips that come from experience and education. The session will discuss clay body, project ideas, glazing tips, and the firing process for a successful Raku</p> <p>45 minutes</p>	<p>Fri., 11/22/2013 MS,ELEM 11:00 AM to 12:45 PM Location: SAPPHIRE</p> <p>String Art and the Parabolic Curve (Curriculum)</p> <p>Presenter(s): Liz Salmon and Kate Schatz</p> <p>Combine math and art skills to create parabolic curves which can be used for drawings, op art and string art. The parabolic curve is used for designing bridges, cars, furniture and even roller coasters. PowerPoint and handout provided.</p> <p>1 hour and 45 minutes</p>
	<p>Fri., 11/22/2013 MS,HS,ALL 11:00 AM to 12:45 PM Location: SENATOR'S LECT. HALL</p> <p>Fresh Ideas with Metal Tooling (Curriculum)</p> <p>Presenter(s): Shaye Watson</p> <p>Find out how you can incorporate metal onto your classroom with tools you already have. Metal tooling is a versatile medium and one that my students request each year. Join us in creating your own metal tooling artwork, as we explore this fun medium.</p> <p>1 hour and 45 minutes</p>	<p>Fri., 11/22/2013 ALL 11:00 AM to 11:45 AM Location: TOPAZ</p> <p>Art Teacher as Advocate (Advocacy)</p> <p>Presenter(s): Amanda Alexander, Deborah Gonzalez, Jeff Badyna, Andrea Cronberg, and Laura Diaz</p> <p>Students from the University of Texas at Arlington conduct a study in the Dallas-Ft. Worth area by examining art teachers' strategies and methods to educate people within and beyond the schools about the value of the arts.</p> <p>45 minutes</p>	<p>Fri., 11/22/2013 HS,MS,HS/AP,HE,CBAE 11:00 AM to 12:45 PM Location: TRINITY EXHIBIT HL. A1</p> <p>Simple Printmaking (Curriculum)</p> <p>Presenter(s): Beth Wild and Terri Thoman</p> <p>Understand the basics of printmaking by exploring color monotype and drypoint etching to make editions. Using non-toxic, water soluble crayons, acetate, paper, and commonly found tools. Very simple and all non-toxic. Limit:50</p> <p>1 hour and 45 minutes</p>
	<p>Fri., 11/22/2013 ALL 11:00 AM to 12:45 PM Location: TRINITY EXHIBIT HL. A2</p> <p>Memory Mosaics (Curriculum)</p> <p>Presenter(s): Shannon Morris, Camille Kerr, Renee Marvin, Chrissy Fitch, and Leslie Bacak</p> <p>Create a Memory Mosaic Project! Plates, beads, and glass pebbles will be provided. Bring your own small objects (charms, shells, marbles, broken costume jewelry or dishes, etc.) to make it more personal and unique.</p> <p>1 hour and 45 minutes</p>	<p>Fri., 11/22/2013 MS,ELEM,HS,MUS,CBAE,STU 11:00 AM to 12:45 PM Location: TRINITY EXHIBIT HL. A3</p> <p>Block Print Koinobori (repeat) (Curriculum)</p> <p>Presenter(s): Mary Schuytema</p> <p>In Japan, Children's Day is heralded by flying fish - carp-shaped windsocks known as koinobori. In this workshop, participants block print scales onto fish-shaped pieces of Smart Fab®, then paint details. Final assembly is a breeze! Safe for outdoors.</p> <p>1 hour and 45 minutes</p>	<p>Fri., 11/22/2013 HS,HE 11:00 AM to 12:45 PM Location: TRINITY EXHIBIT HL. A4</p> <p>Drawing on the Dark (or Color) Side (Technology)</p> <p>Presenter(s): Franz Spohn</p> <p>Explore the possibilities working with color pencils on dark & color grounds. Factors of color, value, light, creativity & observation will be seen in a different "light", suitable for any level. Initial demo and discussion followed by two projects. First is short and intuitive, second is longer more in depth. Limit: 25</p> <p>1 hour and 45 minutes</p>

<p>Fri., 11/22/2013 HS,MS 12:00 PM to 1:45 PM Location: CORONADO A</p> <p>Two Projects in One! (Curriculum)</p> <p>Presenter(s): Laura Dickinson</p> <p>Using Origami teach your students to create a 3D project and to create a 2D composition. Hands on workshop teaches beginner to intermediate origami folding techniques to use for completed projects. Lesson plans included.</p> <p>1 hour and 45 minutes</p>	<p>Fri., 11/22/2013 HS,HS/AP 12:00 PM to 1:45 PM Location: CORONADO B</p> <p>Something Shiny... (Curriculum)</p> <p>Presenter(s): Karrie Huskey</p> <p>Using discarded objects and repurposing them to make art. Scrape pieces of papers, foil, found bolt, old boxes, anything can be made shinny and like new again.</p> <p>1 hour and 45 minutes</p>	<p>Fri., 11/22/2013 HS,ALL 12:00 PM to 1:45 PM Location: CORONADO C</p> <p>3D to 2D (Curriculum)</p> <p>Presenter(s): Phyllis King, Teresa Foster, John Rossman, and Susan Wise</p> <p>Participants will create a small-scale plaster sculpture using fabric/variety of support materials then draw their sculpture with use of mixed media drawing/painting supplies.</p> <p>1 hour and 45 minutes</p>
<p>Fri., 11/22/2013 ELEM,ALL 12:00 PM to 1:45 PM Location: CORONADO D</p> <p>Art AND Music - Together (Curriculum)</p> <p>Presenter(s): Deanna Smith, Amanda Kelly, and Sara Kingsolver</p> <p>Experience Art & Music teacher's lessons done together in our classrooms to promote Fine Arts as a whole. Two lessons will be demonstrated and one will be make and take! Come experience total Fine Arts your kids will love!</p> <p>1 hour and 45 minutes</p>	<p>Fri., 11/22/2013 ELEM 12:00 PM to 1:45 PM Location: CORTEZ B</p> <p>Weaving through the Ages (Curriculum)</p> <p>Presenter(s): Brenda Fee</p> <p>Create your own weaving program that builds on previous knowledge, doesn't eat up weeks of class time and integrates with other projects. We will practice on different weaving projects, discuss strategies for teaching and leave with examples and ideas.</p> <p>1 hour and 45 minutes</p>	<p>Fri., 11/22/2013 HS,ELEM 12:00 PM to 1:45 PM Location: CORTEZ C</p> <p>Art Camps as a Fundraiser (Enrichment)</p> <p>Presenter(s): Colleen Steblein and Kimberly White</p> <p>High school groups are always looking for ways to earn money. Elementary parents are always looking for creative classes for their kids. This workshop shares information for older students to teach the younger ones and earn money. Sponsored by Alvin Community College. Limit: 30</p> <p>1 hour and 45 minutes</p>
<p>Fri., 11/22/2013 ALL 12:00 PM to 12:45 PM Location: DESOTO B</p> <p>Aesthetic Essence: Deciphering Identity (Curriculum)</p> <p>Presenter(s): Heidi Mullins</p> <p>This hands-on workshop is designed to demonstrate how to visualize identity of self and others in art and art making and what it means to re-live creative experiences with our students.</p> <p>45 minutes</p>	<p>Fri., 11/22/2013 ALL 12:00 PM to 12:45 PM Location: EMERALD</p> <p>Distance Learning via LIVE Webcasting from Your Classroom (Technology)</p> <p>Presenter(s): Mark Kistler</p> <p>Harness the educational power of distance learning technology by webcasting LIVE from your classroom to any computer in the world! Your students will never have to miss your art lessons again, EVER! See what's possible at www.markkistlerlive.com.</p> <p>45 minutes</p>	<p>Fri., 11/22/2013 ALL 12:00 PM to 12:45 PM Location: GOVERNOR'S LECT. HL.</p> <p>Art and Writing (Curriculum)</p> <p>Presenter(s): Terry Barrett</p> <p>A sharing of zines, graphic novels, and short stories by undergraduate art education majors, to encourage writing in art classes at elementary, middle- and high school, and college levels.</p> <p>45 minutes</p>
<p>Fri., 11/22/2013 ELEM,MS,HS 12:00 PM to 12:45 PM Location: MADRID</p> <p>iPad, A Welcome Tool In The Art Classroom (Technology)</p> <p>Presenter(s): Leonard Buscemi</p> <p>How to incorporate the iPad into the classroom, take advantage of its many applications, its limitless possibilities and its ongoing struggles. Demonstrating ways to incorporate multiple applications into a cohesive and viable tool in the artroom.</p> <p>45 minutes</p>	<p>Fri., 11/22/2013 HS,MS 12:00 PM to 1:45 PM Location: MANCHESTER</p> <p>Digital Vector Art (Technology)</p> <p>Presenter(s): Scott Carroll</p> <p>Beginner to intermediate introduction to vector art with an emphasis on Adobe Illustrator CS6. Gain a better understanding of the tools and workflow within Illustrator.</p> <p>1 hour and 45 minutes</p>	<p>Fri., 11/22/2013 ELEM,MS,HS 12:00 PM to 12:45 PM Location: METROPOLITAN</p> <p>Culturally Speaking (Enrichment)</p> <p>Presenter(s): Michael Ho</p> <p>Culture (beyond holidays and food) is unique to each individual. How can teachers reach and engage our students in a responsive and appropriate manner? How can we acquire the experiences and knowledge about various cultures to share with our students?</p> <p>45 minutes</p>

FRIDAY	<p>Fri., 11/22/2013 MUS,E-CHLD 12:00 PM to 12:45 PM Location: MILAN</p> <p>Art Babies: Designing Museum Programs for Infants (Enrichment)</p> <p>Presenter(s): Holly York and Leah Hanson</p> <p>Babies in an art museum: crazy idea or crazy good? Get a behind the tour look at how DMA educators put research into practice with tours designed just for babies! We will share what art appeals to babies, parent feedback, and staff observations.</p> <p>45 minutes</p>	<p>Fri., 11/22/2013 HE,MUS,CBAE 12:00 PM to 12:45 PM Location: MING</p> <p>Products of Place: How Location Shapes Meaning (Curriculum)</p> <p>Presenter(s): Liz Langdon and Cala Coats</p> <p>Using place as a framework for understanding art can challenge, enrich and legitimize how it is taught, produced and seen. Two researchers examine spaces where art indexes local meaning and connects community members, educators, and students to a location.</p> <p>45 minutes</p>	<p>Fri., 11/22/2013 ALL 12:00 PM to 12:45 PM Location: MIRO</p> <p>Why Would You Teach Art Like That! (Curriculum)</p> <p>Presenter(s): Paul Bolin and Kaela Hoskings</p> <p>Why is it we teach the things we teach? Amazingly, a glimpse into the past helps us better understand what we do in our art classrooms today. This interactive session encourages you to explore purposes for art, both old and new, and what they mean to you.</p> <p>45 minutes</p>
	<p>Fri., 11/22/2013 HS,ELEM,MS 12:00 PM to 12:45 PM Location: MONET BALLROOM</p> <p>Poetic Art Journaling (Curriculum)</p> <p>Presenter(s): Margaret Hilburn, Maggie Arnold, and Laura Van Prooyen</p> <p>We will explore a cross-curriculum approach to helping students unleash their own creative ferocity through collage & poetry. You will learn how to help students produce & keep an artistic journal in which they intertwine their text with visual imagery.</p> <p>45 minutes</p>	<p>Fri., 11/22/2013 ALL 12:00 PM to 12:45 PM Location: MONTE CARLO</p> <p>MASTER ART EDUCATOR: Relating to Students (Effective Teaching Practices)</p> <p>Presenter(s): Linda Fleetwood</p> <p>The Master Art Educator sees developing relationship with students as key to student success. Risk factors are removed. Students care about learning because the teacher cares about them with the student/teacher relationship based on mutual respect.</p> <p>45 minutes</p>	<p>Fri., 11/22/2013 ALL 12:00 PM to 1:45 PM Location: MOROCCO</p> <p>Texas Art Education Graduate Programs (Enrichment)</p> <p>Presenter(s): Diane Gregory</p> <p>Representatives of Texas Art Education Programs will share characteristics and details about their graduate programs in Art Education. There will be a question and answer session.</p> <p>1 hour and 45 minutes</p>
	<p>Fri., 11/22/2013 ALL 12:00 PM to 12:45 PM Location: TOPAZ</p> <p>The Importance of Advocating for the Arts (Advocacy)</p> <p>Presenter(s): Sandra Hernandez</p> <p>This session informs why it is important that you and others should advocate for the arts. Find out ways to advocate even with a busy schedule.</p> <p>45 minutes</p>	<p>Fri., 11/22/2013 ELEM 1:00 PM to 1:45 PM Location: DE SOTO A</p> <p>Deep in the Art of Texas (Curriculum)</p> <p>Presenter(s): Steffie Brouillette</p> <p>Texas is famous for our state symbols. Integrate Social Studies into the art curriculum with an engaging printmaking lesson! Students learn the Texas State symbols and you will have an inexpensive printmaking activity to convey their knowledge.</p> <p>45 minutes</p>	<p>Fri., 11/22/2013 HS,HS/AP 1:00 PM to 1:45 PM Location: DESOTO B</p> <p>STEM to STEAM (Curriculum)</p> <p>Presenter(s): Maria Mogas</p> <p>Presentation will showcase STEM to STEAM initiatives based out of Rhode Island School of Design and explore integration of art with various disciplines</p> <p>45 minutes</p>
	<p>Fri., 11/22/2013 ELEM,SUPV 1:00 PM to 1:45 PM Location: EMERALD</p> <p>New and Improved TEAM Competition (Enrichment)</p> <p>Presenter(s): Sally Doyle</p> <p>Sharing the new TEAM changes in rules and procedures to Regional directors and interested TEAM teacher participants.</p> <p>45 minutes</p>	<p>Fri., 11/22/2013 CBAE,HE 1:00 PM to 1:45 PM Location: GOVERNOR'S LECT. HL.</p> <p>Social Engagements with Contemporary Art (Effective Teaching Practices)</p> <p>Presenter(s): Maria Leake</p> <p>This session explores how people in the San Antonio community are using social interactions to explore contemporary art and encourage discourse.</p> <p>45 minutes</p>	<p>Fri., 11/22/2013 MS,HS,HS/AP 1:00 PM to 1:45 PM Location: MADRID</p> <p>iTunes U and iPads in the Art Class (Technology)</p> <p>Presenter(s): Eric Champion</p> <p>We will discuss iPads and iTunes U in Art education. Topics will include: What is iTunes U (benefits and shortcomings). We will also discuss technology, distractions, and maximizing our young artists to embrace technology in their art.</p> <p>45 minutes</p>

FRIDAY	<p>Fri., 11/22/2013 ELEM,E-CHLD 1:00 PM to 1:45 PM Location: METROPOLITAN</p> <p>I Love Kindergarten! (Curriculum)</p> <p>Presenter(s): Stacy Bzdok</p> <p>An array of Pre-K and Kindergarten lessons and classroom organization tips to help these little people will be presented. Lesson packets will be provided.</p> <p>45 minutes</p>	<p>Fri., 11/22/2013 MUS,E-CHLD,ELEM,MS 1:00 PM to 1:45 PM Location: MILAN</p> <p>Math and More at the Art Museum (Curriculum)</p> <p>Presenter(s): Lindsey Smith</p> <p>How can students apply their core content knowledge to learning about art in the museum? Discuss how the San Antonio Museum of Art collaborates with schools to build customized, curriculum-centered tours and activities - making the field trip integral.</p> <p>45 minutes</p>	<p>Fri., 11/22/2013 HE,E-CHLD,ELEM 1:00 PM to 1:45 PM Location: MING</p> <p>ABC: Art-Books-Curriculum: for Wee Ones (Curriculum)</p> <p>Presenter(s): Sherry Snowden</p> <p>This presentation will help you gain insightfulness in how to design art lessons that foster creative and exciting art experiences for PK-elementary students with meaningful connections.</p> <p>45 minutes</p>
	<p>Fri., 11/22/2013 ALL 1:00 PM to 1:45 PM Location: MIRO</p> <p>How a Pencil is Made & 30 Different Ways to Use It (Curriculum)</p> <p>Presenter(s): Kathi Hanson</p> <p>Learn the amazing step by step process of how a pencil is made and then share in the fun as Kathi demonstrates 30 different ways you can manipulate a pencil to create a variety of exciting pencil art markings. Handout & General Pencil goodie bag included.</p> <p>45 minutes</p>	<p>Fri., 11/22/2013 HS,ALL 1:00 PM to 1:45 PM Location: MONET BALLROOM</p> <p>Essential Question Strategies (Effective Teaching Practices)</p> <p>Presenter(s): Melissa Barry and Christine Miller</p> <p>How can teachers create an engaged classroom? In this presentation, we'll explore effective question strategies, which move beyond the lecture-style format and places inquiry and responsibility in the hands and mind of the learner.</p> <p>45 minutes</p>	<p>Fri., 11/22/2013 ALL 1:00 PM to 1:45 PM Location: MONTE CARLO</p> <p>Master Art Educator: Effective Classroom Environment (Effective Teaching Practices)</p> <p>Presenter(s): Tim Lowke</p> <p>The Master Art Educator builds an effective classroom environment. The room appears as organized chaos as students direct their own learning. Safety concerns are evident within the organization and students are given choices within the safe environment.</p> <p>45 minutes</p>
	<p>Fri., 11/22/2013 ALL 1:00 PM to 1:45 PM Location: SAPPHIRE</p> <p>Beyond Black History Month with John Biggers (repeat) (Curriculum)</p> <p>Presenter(s): Olive Theisen</p> <p>Using books on John Biggers' art as a reference, Theisen will present art activities suggested by his various drawings, paintings and murals. Theisen is a long time TAEA member and has taught art at all levels from K-12 to university.</p> <p>45 minutes</p>	<p>Fri., 11/22/2013 MS,ALL 1:00 PM to 1:45 PM Location: SENATOR'S LECT. HALL</p> <p>The Art Classroom--Flipped (Effective Teaching Practices)</p> <p>Presenter(s): Shannon Weaver and Kari Dollar</p> <p>What is it? How can your class realize this? Several units to be discussed showing ways to implement this concept at any level & possible technologies. Flipped art lessons expand learning beyond your classroom allowing more time with students & enrichment.</p> <p>45 minutes</p>	<p>Fri., 11/22/2013 HS,HE 1:00 PM to 1:45 PM Location: TOPAZ</p> <p>3D Print for Art and Everything Else (Technology)</p> <p>Presenter(s): Eric Ruffalo</p> <p>Workshop will demonstrated the incredible possibilities for 3D printing in the arts as well as its uses in other fields. Talk includes examples from the medical field to rapid prototyping for products with and art.</p> <p>45 minutes</p>
	<p>Fri., 11/22/2013 ALL 2:00 PM to 4:00 PM Location: TRINITY BALLROOM</p> <p>General Session 1 (Enrichment)</p> <p>Presenter(s): Melanie Stimmell Van Latum</p> <p>Melanie Stimmell Van Latum is an International 3D Street Painter and Fine Artist specializing in large scale collaborate projects and Renaissance Artistry. Melanie is Creative Director and Co-Founder of We Talk Chalk, an international street painting company offering 3D Street Paintng and Visual Marketing Solutions to clients all over the world. She founded the Street Painting Society and created the Street Painting Academy.</p> <p>2 hours</p>	<p>Fri., 11/22/2013 HS,HS/AP 4:00 PM to 4:45 PM Location: CORAL</p> <p>Prepare Your Kids for AP Success!!! (Curriculum)</p> <p>Presenter(s): Donna Reedy</p> <p>A slide presentation of Drawing III or pre-AP projects will be examined and aligned with successful AP portfolio projects that fulfill requirements for breadth and concentration sections of the AP 2D & Drawing Portfolios. Lesson plans and handouts provided.</p> <p>45 minutes</p>	<p>Fri., 11/22/2013 ELEM 4:00 PM to 5:45 PM Location: CORONADO A</p> <p>Rocking Renaissance Lessons (repeat) (Curriculum)</p> <p>Presenter(s): Vanina Orendorff, Judith Rounds, and Julie Brinon</p> <p>Learn innovative lessons including old-world sculpture techniques and the authentic fresco making process. Discover ways to create art inspired by the Renaissance using budget friendly alternatives. Teach chemistry, geology and much more while making art!</p> <p>1 hour and 45 minutes</p>

<p>Fri., 11/22/2013 HS,HS/AP 4:00 PM to 6:45 PM Location: CORONADO B</p> <p>The Do-able Wheel Throwing Curriculum (Curriculum)</p> <p>Presenter(s): RJ Christensen</p> <p>You CAN teach wheel throwing in 45 mins a day. Join me to learn how to teach wheel throwing effectively and systematically. Also learn new trimming, glazing, and photography techniques, and see images of what can be accomplished.</p> <p>2 hour and 45 minutes</p>	<p>Fri., 11/22/2013 ALL 4:00 PM to 5:45 PM Location: CORONADO C</p> <p>Printmaking Without Ink! (Curriculum)</p> <p>Presenter(s): Phyllis King and Teresa Foster</p> <p>Participants will see a PowerPoint/demo on "no ink printmaking" processes using a variety of mixed media techniques to draw/transfer images onto vellum and print with glue. "Hands-on" printmaking activity included.</p> <p>1 hour and 45 minutes</p>	<p>Fri., 11/22/2013 ALL 4:00 PM to 5:45 PM Location: CORONADO D</p> <p>Teaching Positive Negative Space and Color Theory (Effective Teaching Practices)</p> <p>Presenter(s): Joey Culotta</p> <p>Using Black Canvas Woodless Pencils and Soap to create a drawing that teaches the student about the importance of negative and positive space in a drawing. This lesson also brings in color theory with a 3-D effect. Limit: 35</p> <p>1 hour and 45 minutes</p>
<p>Fri., 11/22/2013 MS,HS/AP 4:00 PM to 5:45 PM Location: CORTEZ A</p> <p>Coiled Puzzle Piece Sculpture (Curriculum)</p> <p>Presenter(s): Eric Cavazos and Marcela Ramirez</p> <p>Use a ceramic technique to build a sculpture out of puzzle pieces. This is a great way to reuse old puzzles and teach your students about form and texture.</p> <p>1 hour and 45 minutes</p>	<p>Fri., 11/22/2013 ELEM,MS 4:00 PM to 5:45 PM Location: CORTEZ B</p> <p>Printmaking A through Z (Curriculum)</p> <p>Presenter(s): Erik Nielsen</p> <p>Printmaking ideas for the Public School Art Program. Samples will be shown, techniques and materials discussed and demonstrated and lesson plans provided.</p> <p>1 hour and 45 minutes</p>	<p>Fri., 11/22/2013 ALL 4:00 PM to 5:45 PM Location: CORTEZ C</p> <p>Visualizing Sound (Enrichment)</p> <p>Presenter(s): Cindy Thomas</p> <p>Explore the science and healing of sound through art while reinforcing design principles in painting music. Visit past and present artists who use sound to create nonobjective and conceptual art that blurs the boundaries of technology, science and art. Limit: 30</p> <p>1 hour and 45 minutes</p>
<p>Fri., 11/22/2013 HS,MS,HS/AP 4:00 PM to 5:45 PM Location: CORTEZ D</p> <p>Gouache Resist (Effective Teaching Practices)</p> <p>Presenter(s): Tamera Westervelt and Gail Cary</p> <p>Gouache resists inspired by Edward Hopper. Participants will the process and create a gouache resist focusing on lighting and mood created with a variety color mediums.</p> <p>1 hour and 45 minutes</p>	<p>Fri., 11/22/2013 MUS,ELEM,HS,CBAE,ALL 4:00 PM to 4:45 PM Location: DE SOTO A</p> <p>Creativity Challenges at the DMA (Effective Teaching Practices)</p> <p>Presenter(s): Amanda Batson</p> <p>Learn about Creativity Challenges at the Dallas Museum of Art and how we use competition and fun to look at art in a different way. Teams compete with limited materials in order to make unique creations inspired by works of art from our collection.</p> <p>45 minutes</p>	<p>Fri., 11/22/2013 ALL 4:00 PM to 4:45 PM Location: DESOTO B</p> <p>Zen Aesthetics (Advocacy)</p> <p>Presenter(s): Sheng Kuan Chung</p> <p>This session explores art teaching through Zen aesthetics. It seeks to awaken the spirituality of those committed to educating others toward a greater sense of humanity, and particularly ignite new aspirations for art teaching.</p> <p>45 minutes</p>
<p>Fri., 11/22/2013 HS,ALL 4:00 PM to 5:45 PM Location: EMERALD</p> <p>Artist's Books; Making Art Accessible (Curriculum)</p> <p>Presenter(s): Betsy Murphy and Renaissance Eads</p> <p>New to the profession and experienced art educators discuss the history of artist's books including various formats and approaches, share personal artist books, and applications to the secondary art classroom. Student examples will be shared.</p> <p>1 hour and 45 minutes</p>	<p>Fri., 11/22/2013 ALL 4:00 PM to 4:45 PM Location: GOVERNOR'S LECT. HL.</p> <p>Enduring Understandings and the National Standards (Curriculum)</p> <p>Presenter(s): Marilyn Stewart</p> <p>Discover how the new National Visual Arts Standards' use of "enduring understandings" corresponds to curriculum development and how the three artistic processes--Creating, Presenting, and Responding--link to art and interdisciplinary learning.</p> <p>45 minutes</p>	<p>Fri., 11/22/2013 HS,MS,HS/AP,HE,MUS 4:00 PM to 6:45 PM Location: MADRID</p> <p>APPsolutely Relevant (Effective Teaching Practices)</p> <p>Presenter(s): James Neiswender</p> <p>Students find connections to our world, explore their unique visions, and Target their voices to create compelling images influenced by Jasper Johns' Target Series. Participants learn the process, create an artwork, and see how students use an interactive app to evaluate and critique their artwork using technology.</p> <p>Bring personal iPad, iPhone, laptop.</p> <p>2 hours and 45 minutes</p>

<p>Fri., 11/22/2013 ELEM,MS 4:00 PM to 5:45 PM Location: MANCHESTER</p> <p>A Year of Elementary Digital Art (repeat) (Technology)</p> <p>Presenter(s): Marni Morris-Wishart</p> <p>Leverage technology as a medium of choice for differentiated learning with a full year of K-5 Digital Art instruction designed to build real world skills and skyrocket student engagement.</p> <p>1 hour and 45 minutes</p>	<p>Fri., 11/22/2013 ELEM,MS 4:00 PM to 5:45 PM Location: METROPOLITAN</p> <p>Honoring Ancestors: Mixed Media Memorial Boxes (Curriculum)</p> <p>Presenter(s): Amy Copeland</p> <p>Learn about the 2013 DMA-South Dallas Cultural Center K-12 partnership, African Funerary Practices & Their American Translations. Explore African funerary traditions through DMA artworks via writing, sketching. Transform a cigar box into a memorial artwork.</p> <p>1 hour and 45 minutes</p>	<p>Fri., 11/22/2013 MUS,ALL 4:00 PM to 4:45 PM Location: MILAN</p> <p>Teaching Street Art to Visually Impaired Youth (Advocacy)</p> <p>Presenter(s): Allison Davidson</p> <p>The story of a museum educator and a practicing artist/member of the renowned Dallas street art collective, Sour Grapes, and how we planned and hosted a street art workshop just for blind and visually impaired teens at the Meadows Museum.</p> <p>45 minutes</p>
<p>Fri., 11/22/2013 HE,ALL 4:00 PM to 6:45 PM Location: MING</p> <p>Current Research in Higher Education (Advocacy)</p> <p>Presenter(s): Teri Evans-Palmer and Kara Hallmark</p> <p>Current research will be shared by several members of the TAEA Higher Education community. Research may include art making, case studies, action research, along with qualitative, quantitative, and mixed method studies.</p> <p>2 hours and 45 minutes</p>	<p>Fri., 11/22/2013 HS,HS/AP,ALL 4:00 PM to 5:45 PM Location: MIRO</p> <p>Hands-on Art History (Curriculum)</p> <p>Presenter(s): Stephanie Patrisso</p> <p>A creative way to incorporate Art History into the Art Studio classroom AND vice-versa! Stephanie will share multiple hands-on lessons that use famous works of art & historical techniques to create original works of art. GREAT for ALL LEVELS!</p> <p>1 hour and 45 minutes</p>	<p>Fri., 11/22/2013 ALL 4:00 PM to 4:45 PM Location: MONET BALLROOM</p> <p>Big Art Day - Spring 2014! (Advocacy)</p> <p>Presenter(s): Tim Lowke</p> <p>This Texas-sized event sponsored by TAEA is designed to raise awareness of art education as part of our Be Visual initiative. Find out all you need to know to have a Big Art Day event at your school, museum, or community-based art venue. Ideas and information galore – a must-do event at conference!</p> <p>45 minutes</p>
<p>Fri., 11/22/2013 ALL 4:00 PM to 4:45 PM Location: MONTE CARLO</p> <p>MASTER ART EDUCATOR: Seeks Continuing Development (Effective Teaching Practices)</p> <p>Presenter(s): Christina Bain</p> <p>The Master Art Educator seeks continuing development in their field and is a perpetual learner. Teachers stay up-to-date as they "feed" themselves artistically to stay fresh & innovative. How can research impact practice and impact student success?</p> <p>45 minutes</p>	<p>Fri., 11/22/2013 ALL 4:00 PM to 5:45 PM Location: MOROCCO</p> <p>Organizing Supplies in the Art Room (Classroom Management)</p> <p>Presenter(s): Karri Clark and Margo DeHoyos</p> <p>Great tips on organizing supplies including paint brushes, colored pencils, markers, rulers, student projects such as printmaking. Templates for containers will be available. Two giveaways-Set of marker blocks and colored pencil blocks. Bring a camera.</p> <p>1 hour and 45 minutes</p>	<p>Fri., 11/22/2013 ALL 4:00 PM to 4:45 PM Location: SAPPHIRE</p> <p>Use Computer and Paper for Perspective Drawing (Technology)</p> <p>Presenter(s): Kristi Rucker</p> <p>Students use technology all the time, and so should we. This session will explain flipped classroom; How to use new ways of learning with traditional drawing techniques to teach perspective to all ages and any ability level</p> <p>45 minutes</p>
<p>Fri., 11/22/2013 MS,HS 4:00 PM to 4:45 PM Location: SENATOR'S LECT. HALL</p> <p>Bully Busting - Did I Do That? (School Climate)</p> <p>Presenter(s): Laurie Berg</p> <p>This emotional lesson allows teens to consider how their words affect others. They present texts they wish they had NOT sent and consider how the receiver felt. Overlaying lines visually show emotion, we edit to create powerful finished paintings.</p> <p>45 minutes</p>	<p>Fri., 11/22/2013 STU 4:00 PM to 4:45 PM Location: TOPAZ</p> <p>Creating and Updating Your Professional Portfolio (Curriculum)</p> <p>Presenter(s): Hillary Bielstein</p> <p>Need to create your professional portfolio or update its content? Come learn all the info you need to get started! This presentation will cover portfolio basics: content, creating a clean presentation, standing out tips, & hiring administrators' advice.</p> <p>45 minutes</p>	<p>Fri., 11/22/2013 ALL 4:30 PM to 7:30 PM Location: OFFSITE - THE WAREHOUSE A</p> <p>The Warehouse Reception and Tour A (Enrichment)</p> <p>Presenter(s): Tour</p> <p>Join us for a reception and tour at The Warehouse, a new contemporary art space in Dallas created by two collecting families – the Rachofskys and the Faulconers. Current exhibition Parallel Views: Japanese and Italian Art from the 1950s, 60s, and 70s features over 130 rarely seen works. Light snacks will be provided. Bus transportation included. Limit:100, Cost:\$10</p> <p>3 hours</p>

<p>Fri., 11/22/2013 HS,HS/AP 5:00 PM to 5:45 PM Location: CORAL</p> <p>New Road Tested AP Concepts XIII (Effective Teaching Practices)</p> <p>Presenter(s): Nicole Brisco</p> <p>Learn innovative ways to tackle compositional issues in AP art. View exemplary student work and participate in the developmental process that guarantees improved design complexity while retaining great conceptual ideas. 2D and 3D samples will be shared.</p> <p>45 minutes</p>	<p>Fri., 11/22/2013 HS,MS 5:00 PM to 6:45 PM Location: DE SOTO A</p> <p>Multiplicity (Curriculum)</p> <p>Presenter(s): Leslie Roznovsky</p> <p>In this session we will tackle multiple ways to introduce the art form of self-portraiture to your students using many kinds of media. This will include visuals, friendly bits of art history and hands-on demos to take with you! Join the creative fun!</p> <p>1 hour and 45 minutes</p>	<p>Fri., 11/22/2013 MS,SUPV 5:00 PM to 6:45 PM Location: DESOTO B</p> <p>Revised Fine Arts TEKS--Middle School/High School (repeat) (Curriculum)</p> <p>Presenter(s): Michelle Mosher</p> <p>This workshop is a condensed version of the overview given at the Cedfa Summit in June. We will look at the major revisions and extensions to the Fine Arts TEKS as they pertain to Middle School and High School.</p> <p>1 hour and 45 minutes</p>
<p>Fri., 11/22/2013 HS,ALL 5:00 PM to 5:45 PM Location: GOVERNOR'S LECT. HL.</p> <p>Art + Math = Great Partnership (Curriculum)</p> <p>Presenter(s): Florinda Cardenas and Diana Ramirez-Godine</p> <p>Math and Art teachers working together to help high school students see how both subjects relate to each other.</p> <p>45 minutes</p>	<p>Fri., 11/22/2013 MUS 5:00 PM to 5:45 PM Location: MILAN</p> <p>Connecting with Culture (Curriculum)</p> <p>Presenter(s): Kristina Hilliard</p> <p>How do we experience culture in the museum? Session participants will discover academic research investigating the value of cultural explorations in the museum, from objects on display to programming.</p> <p>45 minutes</p>	<p>Fri., 11/22/2013 HS,MS 5:00 PM to 5:45 PM Location: MONET BALLROOM</p> <p>Graffiti Me! Self-Portraits (Curriculum)</p> <p>Presenter(s): Shannon Walton</p> <p>Take the fear and intimidation out of creating self-portraits using the Graffiti Me! app. Using a mix of technology, drawing, and painting, learn how to make bright, bold, eye-popping portraits that your students will sure to love.</p> <p>45 minutes</p>
<p>Fri., 11/22/2013 ALL 5:00 PM to 5:45 PM Location: MONTE CARLO</p> <p>MASTER ART EDUCATOR: Process and Technique (Effective Teaching Practices)</p> <p>Presenter(s): Maureen Doebbler</p> <p>The Master Art Educator teaches process and technique through the creation of art. Scaffolding is used to teach process and teaching is differentiated for different student learning styles. Students are encouraged to self-discover and then their findings are celebrated.</p> <p>45 minutes</p>	<p>Fri., 11/22/2013 ALL 5:00 PM to 5:45 PM Location: SAPPHIRE</p> <p>Art Practice as Pedagogy: The Junction Experience (Enrichment)</p> <p>Presenter(s): Ed Check and Future Akins-Tillett</p> <p>Examples of art exhibitions and projects from TTU's Low-Residency MAE., where students take online courses in fall and spring with summers in Junction, TX. Come with questions or just to listen to stories from a supportive community of art makers.</p> <p>45 minutes</p>	<p>Fri., 11/22/2013 MS,HS 5:00 PM to 5:45 PM Location: SENATOR'S LECT. HALL</p> <p>Creative Mugs (repeat) (Curriculum)</p> <p>Presenter(s): Robbyne Teel</p> <p>Create a unique mug with Zentangle designs. Help students understand the Elements and Principals of Art with this fun lesson.</p> <p>45 minutes</p>
<p>Fri., 11/22/2013 ALL 5:00 PM to 5:45 PM Location: TOPAZ</p> <p>Challenges of Contemporary Art in Art Education (Curriculum)</p> <p>Presenter(s): Lynnette Gilbert, Amy Robinson, Jhin-Yhin Lee, and Carrie Markello</p> <p>It is difficult for art educators to deal with issues such as nudity, violence and religion in contemporary art. Four UH art educators were challenged to design lesson plans on this issue for CAMH. Learn about their challenges and outcomes.</p> <p>45 minutes</p>	<p>Fri., 11/22/2013 HS,MS,HS/AP,HE,CBAE 5:00 PM to 6:45 PM Location: TRINITY EXHIBIT HL. A1</p> <p>Simple Printmaking (repeat) (Curriculum)</p> <p>Presenter(s): Beth Wild and Terri Thoman</p> <p>Understand the basics of printmaking by exploring color monotype and drypoint etching to make editions. Using non-toxic, water soluble crayons, acetate, paper, and commonly found tools. Very simple and all non-toxic. Limit:50</p> <p>1 hour and 45 minutes</p>	<p>Fri., 11/22/2013 ALL 5:00 PM to 6:45 PM Location: TRINITY EXHIBIT HL. A2</p> <p>2013 Project Guide Demonstrations (Curriculum)</p> <p>Presenter(s): Jennifer Phelps</p> <p>Check out the 16 new creative ideas from United Art & Education that you can take back to your classroom. We will make "Stained Glass" rose windows, Jackson-Pollack action reliefs, faux hand-blown glass bowls and help create a doodle bandanna! Limit: 50</p> <p>1 hour and 45 minutes</p>

<p>Fri., 11/22/2013 MS,ELEM,HS,MUS,CBAE,STU 5:00 PM to 6:45 PM Location: TRINITY EXHIBIT HL. A3</p> <p>Concentric Kirigami (Curriculum)</p> <p>Presenter(s): Mary Schuytema</p> <p>A variation of origami, kirigami incorporates both folding and cutting to create intricate designs. Make a low-relief sculpture by assembling cardstock rings using principles of layering, positive/negative space, and repeating cuts. Easier than it looks!</p> <p>1 hour and 45 minutes</p>	<p>Fri., 11/22/2013 ALL 5:00 PM to 6:45 PM Location: TRINITY EXHIBIT HL. A4</p> <p>Glass Fusion Magic (Curriculum)</p> <p>Presenter(s): Connie Speer</p> <p>Learn how to make 2 fused glass projects suitable for beginner level of glass fusing. Materials and tech sheet included. Instructions for how to fire these in a glass or ceramic digital kiln included. Bring a small box to take projects home. Limit: 50</p> <p>1 hour and 45 minutes</p>	<p>Fri., 11/22/2013 ALL 5:30 PM to 8:30 PM Location: OFFSITE - THE WAREHOUSE B</p> <p>The Warehouse Reception and Tour B (Enrichment)</p> <p>Presenter(s): Tour</p> <p>Join us for a reception and tour at The Warehouse, a new contemporary art space in Dallas created by two collecting families – the Rachofskys and the Faulconers. Current exhibition Parallel Views: Japanese and Italian Art from the 1950s, 60s, and 70s features over 130 rarely seen works. Light snacks will be provided. Bus transportation included. Limit:50, Cost:\$10</p> <p>3 hours</p>
<p>Fri., 11/22/2013 HS/AP,MS,HS 6:00 PM to 6:45 PM Location: CORAL</p> <p>Vertical Teaming from Seventh Grade to Senior Year (Effective Teaching Practices)</p> <p>Presenter(s): Michelle Pauken, Justin Clumpner, and Maria Shah</p> <p>A middle school, Pre-AP Art 1 teacher, and AP studio teacher will discuss how both re-aligning the curriculum and planning together has strengthened the district's art program.</p> <p>45 minutes</p>	<p>Fri., 11/22/2013 MS,HS,HS/AP,HE 6:00 PM to 7:45 PM Location: CORONADO D</p> <p>Face to Face with Prismacolor (Curriculum)</p> <p>Presenter(s): Shelley Minnis</p> <p>Learn to use Prismacolor Pencils and Prismacolor markers to create various skin tones for portrait drawings. Free product samples and door prizes provided. Emphasis on value changes and color layering. Limit: 50</p> <p>1 hour and 45 minutes</p>	<p>Fri., 11/22/2013 MS,HS 6:00 PM to 6:45 PM Location: CORTEZ A</p> <p>Bar Code Painting (repeat) (Curriculum)</p> <p>Presenter(s): Ken Forehand</p> <p>A workshop showing how to create a barcode of each student's name and then have them create a painting that says "I am not just a number" based on Orwell's 1984 and the NSA scandal.</p> <p>45 minutes</p>
<p>Fri., 11/22/2013 ALL 6:00 PM to 6:45 PM Location: CORTEZ D</p> <p>Clay Projects Made Easy (repeat) (Curriculum)</p> <p>Presenter(s): Karen Wise</p> <p>Pinch-pot and coil building techniques are used to create a toad home. Adornments and texture will be added to the pieces to create one of a kind, unique homes. Our hump-mode throwing system and portable slab roller will also be demonstrated.</p> <p>45 minutes</p>	<p>Fri., 11/22/2013 MS,HS 6:00 PM to 6:45 PM Location: EMERALD</p> <p>Writing through Art (Curriculum)</p> <p>Presenter(s): Jamie Tschirhart</p> <p>How to encourage writing in your art room. You will learn how to prepare your students for thinking critically and using their basic skills and knowledge of art to write about Great Master Artists and their own work.</p> <p>45 minutes</p>	<p>Fri., 11/22/2013 ALL 6:00 PM to 6:45 PM Location: GOVERNOR'S LECT. HL.</p> <p>Creating Cash (Curriculum)</p> <p>Presenter(s): Amy Ivins</p> <p>Learn how students in a small school used a simple photography assignment to make \$1300 in only two weeks with no hard selling. This is an adaptable project that will work in any medium or level plus bring in some extra cash flow.</p> <p>45 minutes</p>
<p>Fri., 11/22/2013 ELEM 6:00 PM to 6:45 PM Location: METROPOLITAN</p> <p>Zig-Zag Dolls (Curriculum)</p> <p>Presenter(s): Patricia Saunders</p> <p>Inspired by Robert D. San Soucci's book, Zig-Zag, this is a great workshop for the young elementary teacher. You will learn how to create your own Zig-Zag dolls using fabrics, paper, markers and glue. The lesson is appropriate for Kindergarten through 2nd Grade, although older students can enjoy it.</p> <p>45 minutes</p>	<p>Fri., 11/22/2013 MUS 6:00 PM to 6:45 PM Location: MILAN</p> <p>Teen Learning Lab (Enrichment)</p> <p>Presenter(s): Juan Bigornia and Hannah Moots</p> <p>Recently, the Dallas Museum of Art and the Perot Museum of Nature and Science joined a network of 24 museums and libraries across the country to develop Teen Learning Labs, with support from the MacArthur Foundation and the Institute of Museum and Library Services. Museum educators will discuss approaches to teen engagement in museums, including STEAM-inspired experiences, and will share plans to equip youth with digital media tools and mentors, empowering them as creators and makers of ideas and content.</p> <p>45 minutes</p>	<p>Fri., 11/22/2013 HS,MS,HS/AP,SUPV,HE,STU 6:00 PM to 6:45 PM Location: MIRO</p> <p>The Art of Promoting a Product: Graphic Design (Curriculum)</p> <p>Presenter(s): Michele Burles and Kelly Blessing</p> <p>Effective graphic design weaves art and technology into a visual experience that creatively communicates a message. Learn how to brand a product using graphic design principles.</p> <p>45 minutes</p>

<p>Fri., 11/22/2013 HS,MS,HE 6:00 PM to 6:45 PM Location: MONET BALLROOM</p> <p>Approaches to Teaching Critical Visual Literacy (Curriculum)</p> <p>Presenter(s): Sheng Kuan Chung</p> <p>This session explores conceptual underpinnings of teaching critical visual literacy and offers several approaches to developing critical visual literacy in youths to promote social justice and cultural democracy.</p> <p>45 minutes</p>	<p>Fri., 11/22/2013 ELEM,MS 6:00 PM to 6:45 PM Location: MONTE CARLO</p> <p>I Love Cross Curriculum and You Can Too! (Curriculum)</p> <p>Presenter(s): Timothy Percevecz</p> <p>Art collides with math, science, and ELAR in fun and exciting ways. Help cross-pollinate ideas and concepts between subjects and learn to move beyond tessellations. Presenting multiple lesson plans from elementary that are scalable to older students.</p> <p>45 minutes</p>	<p>Fri., 11/22/2013 HS,ALL 6:00 PM to 6:45 PM Location: MOROCCO</p> <p>Visual Literacy as an Art Process (repeat) (Curriculum)</p> <p>Presenter(s): Shannon Kessler</p> <p>Visual literacy is the ability to interpret, negotiate, and make meaning from information presented in the form of an image. Development of inspiration boards and minds mapping that allows students to develop a holistic approach to art-making.</p> <p>45 minutes</p>
<p>Fri., 11/22/2013 ALL 6:00 PM to 6:45 PM Location: SAPPHIRE</p> <p>Pride in Place: Community and Cultural Place (Technology)</p> <p>Presenter(s): Carol Rose</p> <p>This presentation shows how bringing local artists and visual culture into the classroom through technology can create a meaningful experience for art students. Technology enables student participation when defining local place and local artist practices.</p> <p>45 minutes</p>	<p>Fri., 11/22/2013 MS,HS,HS/AP,HE 6:00 PM to 6:45 PM Location: SENATOR'S LECT. HALL</p> <p>Artful Illumination (Enrichment)</p> <p>Presenter(s): Leslie Booth and Mitzi Fritzke</p> <p>Show your classes how to create stained glass for free. Well, not really free, or glass, or lamps. But they can be illuminated! Come learn several ways to make beautiful artful lamps & create one with us!</p> <p>45 minutes</p>	<p>Fri., 11/22/2013 ALL 6:00 PM to 6:45 PM Location: TOPAZ</p> <p>Funds Can Be Fun (Curriculum)</p> <p>Presenter(s): Jean Deirdre King</p> <p>An overview of Fund for Teachers by a three time Fellow. This program opened to ALL Texas teachers during its 2013 fellowship year. Come learn about one FFT Fellow's experience and start to plan for your own.</p> <p>45 minutes</p>

<p>Sat., 11/23/2013 HS,MS,HS/AP 8:00 AM to 8:45 AM Location: CORAL</p> <p>Studio Nights: Engaging and Empowering NAHS (Enrichment)</p> <p>Presenter(s): Arlene Shelton, Gloria Andrews, Nancy Henry, and Sue Brunner</p> <p>Utilize NAHS members to create a strong sense of community through the arts within your school. Train your NAHS to host studio nights and other engaging events to enrich art education and school climate on your campus.</p> <p>45 minutes</p>	<p>Sat., 11/23/2013 HS,MS 8:00 AM to 8:45 AM Location: CORONADO B</p> <p>Graffiti Me! Self-Portraits (repeat) (Curriculum)</p> <p>Presenter(s): Shannon Walton</p> <p>Take the fear and intimidation out of creating self-portraits using the Graffiti Me! app. Using a mix of technology, drawing, and painting, learn how to make bright, bold, eye-popping portraits that your students will sure to love.</p> <p>45 minutes</p>	<p>Sat., 11/23/2013 HS,E-CHLD,MS,ALL 8:00 AM to 8:45 AM Location: CORONADO C</p> <p>Mudslinging--Tips for the Pottery Wheel (repeat) (Curriculum)</p> <p>Presenter(s): Michelle Mosher</p> <p>Have you got a pottery wheel sitting in the corner of your classroom staring you down? This workshop is a dialog session to share ideas, watch a demo and get some good tips to working with kids and clay. Hands-on clay interaction encouraged.</p> <p>45 minutes</p>
<p>Sat., 11/23/2013 MS,HS 8:00 AM to 8:45 AM Location: CORONADO D</p> <p>Printmaking: Styrofoam and Marker Prints (Curriculum)</p> <p>Presenter(s): Wendy Gilbert and Alfredo Gonzalez</p> <p>A simple intro to printmaking using styrofoam plates and markers. A fun way to create prints that have fantastic color and texture. Will include a make and take product.</p> <p>45 minutes</p>	<p>Sat., 11/23/2013 ALL 8:00 AM to 8:45 AM Location: CORTEZ B</p> <p>Magnetic Media (Curriculum)</p> <p>Presenter(s): Dawn Stienecker</p> <p>Share in a hands-on exploration of a variety of media used on vinyl magnetic sheets. Discuss collaborative projects as well as ways that this flexible material can be used for fundraising, social awareness, and advocacy.</p> <p>45 minutes</p>	<p>Sat., 11/23/2013 ALL 8:00 AM to 8:45 AM Location: CORTEZ C</p> <p>Elements 101 and Then Some: Texture Expo. (Enrichment)</p> <p>Presenter(s): Daniel Killian and Christine Killian</p> <p>Take this hands-on opportunity to explore the element of texture through a gallery of media. Walk away with a handout and examples.</p> <p>45 minutes</p>
<p>Sat., 11/23/2013 MUS,E-CHLD,STU 8:00 AM to 8:45 AM Location: DE SOTO A</p> <p>Starting with Art: Early Childhood in the Museum (Curriculum)</p> <p>Presenter(s): Elizabeth Roath</p> <p>Learn how museum educators at the Museum of Fine Arts, Houston are creating programming designed specifically for 3-5 year-olds. The audience will participate in an example lesson and be provided with example curriculum.</p> <p>45 minutes</p>	<p>Sat., 11/23/2013 ALL 8:00 AM to 8:45 AM Location: DESOTO B</p> <p>Beautiful People: The Art of Working Class Artists (Advocacy)</p> <p>Presenter(s): Ed Check</p> <p>This lecture explores the lives and art of five non-traditional artists who are immersed in dynamic art making. Using interviews and images, unheralded artists become resources for teaching as inspirational visionaries.</p> <p>45 minutes</p>	<p>Sat., 11/23/2013 HS,MS 8:00 AM to 8:45 AM Location: EMERALD</p> <p>Value Drawings using 3-D Paper Vignettes (Curriculum)</p> <p>Presenter(s): Amy Semifero</p> <p>Want to incorporate more 3-D elements into your curriculum? Using an all white, 3-D paper vignette as a basis for their drawings, students will create a direct observation value drawing using either charcoal or graphite.</p> <p>45 minutes</p>
<p>Sat., 11/23/2013 ALL 8:00 AM to 8:45 AM Location: GOVERNOR'S LECT. HL.</p> <p>Funds Can Be Fun (repeat) (Curriculum)</p> <p>Presenter(s): Jean Deirdre King</p> <p>An overview of Fund for Teachers by a three time Fellow. This program opened to ALL Texas teachers during its 2013 fellowship year. Come learn about one FFT Fellow's experience and start to plan for your own.</p> <p>45 minutes</p>	<p>Sat., 11/23/2013 ALL 8:00 AM to 8:45 AM Location: MADRID</p> <p>Lightbomber: Painting with Light (Technology)</p> <p>Presenter(s): Christine Grafe</p> <p>Discover this fun and engaging app for iPhone/iPad. Lightbomber allows students to use any light source to create an image in a darkened room. Attendees are encouraged to download the app from the App Store prior to attending.</p> <p>45 minutes</p>	<p>Sat., 11/23/2013 ALL 8:00 AM to 8:45 AM Location: MANCHESTER</p> <p>Embrace the Pixel and Expand Your World (Technology)</p> <p>Presenter(s): Timothy Percevecz</p> <p>Gone are the days when art class was just pencils, paint and clay. Pixels may never replace paint, but pixels are here to stay. We will explore a wealth of free to low cost software options that can help enhance any art room.</p> <p>45 minutes</p>

<p>Sat., 11/23/2013 ELEM,E-CHLD 8:00 AM to 8:45 AM Location: METROPOLITAN</p> <p>Kindergarten Art Book (Curriculum)</p> <p>Presenter(s): Karen Dean</p> <p>If you're a new art teacher or new to Kindergarten, this could be the workshop for you. I'll give you ideas on how to make and use a year-long art book to teach Elements and Principles of Art to Kinder students.</p> <p>45 minutes</p>	<p>Sat., 11/23/2013 MUS,HS,HS/AP,HE,CBAE,STU 8:00 AM to 8:45 AM Location: MILAN</p> <p>Studio, Museum and the Visually Impaired (Enrichment)</p> <p>Presenter(s): Ian O'Brien and Mary Jordan</p> <p>The Meadows Museum of Art uses the iPad and art applications to enrich the art experience and help engage both traditional and visually impaired students in a wide range of studio and gallery activities.</p> <p>45 minutes</p>	<p>Sat., 11/23/2013 ALL 8:00 AM to 8:45 AM Location: MING</p> <p>Warrior TEKS in the Battle of Creativity (Curriculum)</p> <p>Presenter(s): Fahmi Khan</p> <p>How do you "foster" creativity? How do you come up with your own original idea? What should be going on inside that massive collection of cogwheels inside the students head? Let's find out - warning! Some nuts and bolts may be flying!</p> <p>45 minutes</p>
<p>Sat., 11/23/2013 ALL 8:00 AM to 8:45 AM Location: MIRO</p> <p>Recycled No Sweat, No Sew Aprons! (repeat) (Enrichment)</p> <p>Presenter(s): Stephanie Patrisso</p> <p>A FREE, ingenious way to recycle old clothing (maybe discarded theater dept. costumes) to create aprons/ smocks that your students will love. The perfect project to start a school year!</p> <p>45 minutes</p>	<p>Sat., 11/23/2013 HS,MS 8:00 AM to 8:45 AM Location: MONET BALLROOM</p> <p>Learning When You Leave (Classroom Management)</p> <p>Presenter(s): Mary Baum</p> <p>How to accommodate learning when you can't be in the classroom: insight, ideas, and resources from a certified art substitute. - Classroom Management - Lesson Plans - Expectations</p> <p>45 minutes</p>	<p>Sat., 11/23/2013 ALL 8:00 AM to 8:45 AM Location: MONTE CARLO</p> <p>Master Art Educator: Integrating Across the Curriculum (Curriculum)</p> <p>Presenter(s): Elise Johnson</p> <p>The Master Art Educator establishes collaborative and/or collegial environments between teachers, students and peers. Students are encouraged to connect, communicate and explore higher thinking skills as they relate to the arts and all other disciplines.</p> <p>45 minutes</p>
<p>Sat., 11/23/2013 ALL 8:00 AM to 8:45 AM Location: MOROCCO</p> <p>Preparation and Practicality: National Boards Tips (Effective Teaching Practices)</p> <p>Presenter(s): Amanda Barbee</p> <p>Considering the excellent adventure of National Boards? This workshop offers a list of art-specific resources, a tried and true organizational system, and frank advice and perspective on the process. Specific entries will be discussed if time allows.</p> <p>45 minutes</p>	<p>Sat., 11/23/2013 ALL 8:00 AM to 8:45 AM Location: SAPPHIRE</p> <p>Peruvian Thread Jewelry (repeat) (Curriculum)</p> <p>Presenter(s): Cory Burton</p> <p>Ever wonder how people make those beautiful String Art earrings/pendants? Well come learn hands on! Colorful threads stretched across beautifully bent coils/wires...all broken down into VERY simple steps. Great for advanced classes or just for yourself!</p> <p>45 minutes</p>	<p>Sat., 11/23/2013 MS,HS 8:00 AM to 8:45 AM Location: SENATOR'S LECT. HALL</p> <p>The A-Z Sketchbook (Curriculum)</p> <p>Presenter(s): Hajra Syed-Rahman</p> <p>How to Create an A-Z sketchbook that students will create weekly entries for. Assignments will focus on specific skills taught in mini-lessons and students use the entries as idea boosters on larger projects. Assignment ideas will be shared.</p> <p>45 minutes</p>
<p>Sat., 11/23/2013 ALL 8:00 AM to 8:45 AM Location: TOPAZ</p> <p>From STEM to STEAM: New Collaborations (Curriculum)</p> <p>Presenter(s): Melissa Marshall</p> <p>Learn how math and science can collaborate with the arts. Do other core subject teachers understand the importance of Art in the well-rounded curriculum? Come and learn from me, share your experiences as an Arts teacher, and see that you're not alone.</p> <p>45 minutes</p>	<p>Sat., 11/23/2013 ALL 9:00 AM to 11:00 AM Location: TRINITY BALLROOM</p> <p>General Session 2 (Enrichment)</p> <p>Presenter(s): Magda Sayeg</p> <p>Magna Sayeg is a street artist that knits and crochets yarn with contrasting colors and pattern as a Yarn Bombing Pioneer. She has become recognized as an artist in the broader community and the art world with commissioned exhibitions, hosting workshops and teaching classes. Her textile creations cover everyday objects such as cars, buses, street poles, and tree trunks. She loves collaborating with other artists to create meaningful projects.</p> <p>2 hours</p>	<p>Sat., 11/23/2013 HS,HS/AP,ALL 11:00 AM to 11:45 AM Location: CORAL</p> <p>The Creativity Conundrum (Curriculum)</p> <p>Presenter(s): Samuel Thomas</p> <p>What are the benefits (and drawbacks) of fostering creativity? This workshop will explore the challenges facing authentic creative engagement in the art classroom and share the successful and unsuccessful results of several creative lesson experiments.</p> <p>45 minutes</p>

<p>Sat., 11/23/2013 HS,ALL 11:00 AM to 12:45 PM Location: CORONADO A</p> <p>VerDay Paint and Patina Bag (Curriculum)</p> <p>Presenter(s): Megan Darrow</p> <p>Decorate your own black bag with VerDay Paints and Patina. First you will learn how to work with REAL Iron, Copper, Brass, and Bronze Metal Paint and how the paint chemically reacts with the Patina solution. Use the techniques to decorate your bag!</p> <p>1 hour and 45 minutes</p>	<p>Sat., 11/23/2013 HS,ELEM,MS,ALL 11:00 AM to 12:45 PM Location: CORONADO B</p> <p>Georgia O'Keeffe Meets Andy Warhol (repeat) (Curriculum)</p> <p>Presenter(s): Emily McLemore</p> <p>A simple and inexpensive drawing and printmaking lesson that can be adapted for any age and skill level! This workshop will provide you with the knowledge you need to do teach this project successfully as well as a sample to use in your classroom.</p> <p>1 hour and 45 minutes</p>	<p>Sat., 11/23/2013 HS,MS 11:00 AM to 12:45 PM Location: CORONADO C</p> <p>Bead It! With Polymer Clay (Curriculum)</p> <p>Presenter(s): Trenea Rowan</p> <p>Participants will work with polymer clay, creating canes, then using the canes to create their own polymer clay beads.</p> <p>1 hour and 45 minutes</p>
<p>Sat., 11/23/2013 ELEM,MS 11:00 AM to 12:45 PM Location: CORONADO D</p> <p>Thinking Outside the Pizza Box (Curriculum)</p> <p>Presenter(s): Adriann Yannis and Debbie Caillet</p> <p>Learn the fundamental tips to revamping a low-cost pizza box into an expensive appearing canvas. Get hands on skills with our technique and see what artist inspired us to create the pizza box canvas.</p> <p>1 hour and 45 minutes</p>	<p>Sat., 11/23/2013 MS,ELEM,HS 11:00 AM to 12:45 PM Location: CORTEZ A</p> <p>India Ink Insanity (Curriculum)</p> <p>Presenter(s): Eric Cavazos</p> <p>Incorporate India Ink in your classroom with this fun and easy technique. You can use this idea to introduce composition and abstract art to your students. This project can be modified for most grade levels.</p> <p>1 hour and 45 minutes</p>	<p>Sat., 11/23/2013 ELEM,ALL 11:00 AM to 12:45 PM Location: CORTEZ B</p> <p>Gelli Arts Workshop- Elementary (Curriculum)</p> <p>Presenter(s): Laura Lester</p> <p>The Gelli Arts Gel Printing Plate looks and feels like gelatin, but is durable, reusable and stores at room temperature. Monoprinting on a Gelli plate is simple and fun. The gratification is immediate, and the prints are too cool! Limit:50</p> <p>1 hour and 45 minutes</p>
<p>Sat., 11/23/2013 HS,HS/AP,MUS,CBAE 11:00 AM to 12:45 PM Location: CORTEZ C</p> <p>Etching Techniques - Printable Resist on Glass (Enrichment)</p> <p>Presenter(s): Jody Johnson</p> <p>This workshop covers beginning to advanced printable resist and etching techniques for 2D and 3D glass projects.</p> <p>1 hour and 45 minutes</p>	<p>Sat., 11/23/2013 ELEM,E-CHLD,ALL 11:00 AM to 12:45 PM Location: CORTEZ D</p> <p>Teaching for Artistic Behavior (Effective Teaching Practices)</p> <p>Presenter(s): Melodie Bourassa</p> <p>Teaching for Artistic Behavior (TAB) regards students as artists by providing a choice-based learning environment to explore their own ideas and interests. Workshop: TAB Activity, The What and Why of TAB? Best Practices? Studio centers? and Resources.</p> <p>1 hour and 45 minutes</p>	<p>Sat., 11/23/2013 HS,MS 11:00 AM to 12:45 PM Location: DE SOTO A</p> <p>Two Projects in One! (repeat) (Curriculum)</p> <p>Presenter(s): Laura Dickinson</p> <p>Using Origami teach your students to create a 3D project and to create a 2D composition. Hands on workshop teaches beginner to intermediate origami folding techniques to use for completed projects. Lesson plans included.</p> <p>1 hour and 45 minutes</p>
<p>Sat., 11/23/2013 HS,ELEM,MS 11:00 AM to 11:45 AM Location: DESOTO B</p> <p>Free Form Bronze Casting (see notes for location) (Curriculum)</p> <p>Presenter(s): Michelle Mosher</p> <p>A presentation of how easy it is to bring bronze casting into your classroom. Demonstration of melting the bronze and casting it on ice. Samples and handouts provided. NOTE: This session will be held outside the Trinity Pre-function Area.</p> <p>45 minutes</p>	<p>Sat., 11/23/2013 ALL 11:00 AM to 11:45 AM Location: EMERALD</p> <p>Distance Learning via LIVE Webcasting from Your Classroom (Technology)</p> <p>Presenter(s): Mark Kistler</p> <p>Harness the educational power of distance learning technology by webcasting LIVE from your classroom to any computer in the world! Your students will never have to miss your art lessons again, EVER! See what's possible at www.markkistlerlive.com..</p> <p>45 minutes</p>	<p>Sat., 11/23/2013 ELEM,MS,HS 11:00 AM to 11:45 AM Location: GOVERNOR'S LECT. HL.</p> <p>Culturally Speaking (repeat) (Enrichment)</p> <p>Presenter(s): Michael Ho</p> <p>Culture (beyond holidays and food) is unique to each individual. How can teachers reach and engage our students in a responsive and appropriate manner? How can we acquire the experiences and knowledge about various cultures to share with our students?</p> <p>45 minutes</p>

<p>Sat., 11/23/2013 ALL 11:00 AM to 12:45 PM Location: MADRID</p> <p>Using Collaborative Techniques to Create an iBook (Effective Teaching Practices)</p> <p>Presenter(s): Diane Gregory</p> <p>Using collaborative learning techniques is a great way to create an iBook so that students can develop team building skills, problem solving, and foster creative and critical thinking skills.</p> <p>1 hour and 45 minutes</p>	<p>Sat., 11/23/2013 ALL 11:00 AM to 11:45 AM Location: MANCHESTER</p> <p>Virtual Museums: Exploring Google's Art Project (Technology)</p> <p>Presenter(s): David Preusse</p> <p>Discover how technology is revolutionizing the way we visit art museums. Session will discuss how to successfully implement the many aspects of Google's Art Project into the classroom, as well as how it can be used to combat student disengagement.</p> <p>45 minutes</p>	<p>Sat., 11/23/2013 ELEM,ALL 11:00 AM to 12:45 PM Location: METROPOLITAN</p> <p>Illumintangles (Curriculum)</p> <p>Presenter(s): Angela Vangalis</p> <p>Decorated Illuminated letters using the Zentangle method of Drawing. Take away a finished illuminated letter.</p> <p>1 hour and 45 minutes</p>
<p>Sat., 11/23/2013 MUS,HS 11:00 AM to 11:45 AM Location: MILAN</p> <p>From the Ground Up:Teen Learning Labs at MFAH (Technology)</p> <p>Presenter(s): Jennifer Beradino and Natalie Svacina</p> <p>Museum educators discuss the evolving approach to teen engagement in museums. By equipping youth with digital media tools and mentors, teens become creators and makers of ideas and content.</p> <p>45 minutes</p>	<p>Sat., 11/23/2013 HE,SUPV,MUS,CBAE,STU 11:00 AM to 12:45 PM Location: MING</p> <p>Graduate Forum on Research in Art Education (Curriculum)</p> <p>Presenter(s): Amelia Kraehe and Paul Bolin</p> <p>This session features cutting-edge research in art education by graduate students from Texas universities. The panel of presenters will engage art educators of all levels in a discussion of new theory and innovative practices.</p> <p>1 hour and 45 minutes</p>	<p>Sat., 11/23/2013 MS,ELEM,HS,MUS,CBAE,STU 11:00 AM to 12:45 PM Location: MIRO</p> <p>Concentric Kirigami (repeat) (Curriculum)</p> <p>Presenter(s): Mary Schuytema</p> <p>A variation of origami, kirigami incorporates both folding and cutting to create intricate designs. Make a low-relief sculpture by assembling cardstock rings using principles of layering, positive/negative space, and repeating cuts. Easier than it looks!</p> <p>1 hour and 45 minutes</p>
<p>Sat., 11/23/2013 ALL 11:00 AM to 11:45 AM Location: MONET BALLROOM</p> <p>Big Art Day - Spring 2014! (repeat) (Advocacy)</p> <p>Presenter(s): Tim Lowke</p> <p>This Texas-sized event sponsored by TAEA is designed to raise awareness of art education as part of our Be Visual initiative. Find out all you need to know to have a Big Art Day event at your school, museum, or community-based art venue. Ideas and information galore – a must-do event at conference!</p> <p>45 minutes</p>	<p>Sat., 11/23/2013 ALL 11:00 AM to 11:45 AM Location: MONTE CARLO</p> <p>MASTER ART EDUCATOR: Establishing High Standards (Effective Teaching Practices)</p> <p>Presenter(s): Debi Waltz</p> <p>The Master Art Educator establishes high standards with on-going, balanced assessment. Creativity is cultivated and learning is student-centered. Students are encouraged to be risk-takers and problem solvers as teachers establish success-driven attitudes.</p> <p>45 minutes</p>	<p>Sat., 11/23/2013 ALL 11:00 AM to 12:45 PM Location: MOROCCO</p> <p>Book in a Box and Art Print Inspired Poetry (Enrichment)</p> <p>Presenter(s): Kristen Marstaller</p> <p>Construct an origami "Book in a Box" and then embellish the top with a variety of creative materials. After making the book, a very simple method of engaging students in the poetry writing process will be presented through the use of small art prints/postcards. This process is very inspirational and fun and can be incorporated into the curriculum in a variety of ways.</p> <p>1 hour and 45 minutes</p>
<p>Sat., 11/23/2013 ALL 11:00 AM to 12:45 PM Location: SAPPHIRE</p> <p>Creative Juice: POWER to the ARTSY People (Effective Teaching Practices)</p> <p>Presenter(s): Joan Maresh Hansen</p> <p>Experience a 35 year passion filled teaching life; Art 1-4, AP, Digitized Art 1-4, Altered books, Visual Journals. See exemplary pieces of student work flash before your eyes to get and keep your creative juices flowing. Artful handouts!</p> <p>1 hour and 45 minutes</p>	<p>Sat., 11/23/2013 MS,ELEM,HS,HS/AP,CBAE,STU 11:00 AM to 11:45 AM Location: SENATOR'S LECT. HALL</p> <p>Using Graphic Novels as a Learning Tool (Curriculum)</p> <p>Presenter(s): Sandra Hernandez</p> <p>Explore how "Literature" Graphic novels can be a resourceful learning tool in the art classroom. Using a collaborative curriculum across several subject areas while integrating Gardner's Multiple Intelligences.</p> <p>45 minutes</p>	<p>Sat., 11/23/2013 ALL 11:00 AM to 11:45 AM Location: TOPAZ</p> <p>Running a Safe and Efficient Kiln Program (Classroom Management)</p> <p>Presenter(s): Mike Sievers</p> <p>Kilns can be intimidating to both teachers and administrators and they shouldn't be. We will discuss how to set up the kiln room and operation procedures and policies that will give you and your administrator peace of mind.</p> <p>45 minutes</p>

<p>Sat., 11/23/2013 ALL 11:30 AM to 2:30 PM Location: OFFSITE - DMA A</p> <p>Contemporary Art Workshop: Jim Hodges (Enrichment)</p> <p>Presenter(s): Experience Institute</p> <p>Contemporary artist Jim Hodges excels at poetic gestures of conceptual art using materials that range from the everyday to the precious. Explore the exhibition Jim Hodges: Give More Than You Take. Conversation, contemplation, and hands-on activity will characterize your experience. Exhibition admission and bus transportation included. Limit:27, Cost:\$15</p> <p>3 hours</p>	<p>Sat., 11/23/2013 ALL 11:30 AM to 3:30 PM Location: OFFSITE - THE WAREHOUSE A</p> <p>An Afternoon with Gutai at The Warehouse (Enrichment)</p> <p>Presenter(s): Experience Institute</p> <p>Through gallery discussions and hands-on projects, teachers will learn about the groundbreaking Japanese art movement Gutai (1954-1972). Jiro Yoshihara, leader of the group, challenged the artists to give life to matter. Teachers explore how Gutai artists constantly challenged preconceived notions of art and art-making. Supplies and bus transportation included. Limit:27, Cost:\$20</p> <p>4 hours</p>	<p>Sat., 11/23/2013 ALL 11:30 AM to 2:00 PM Location: OFFSITE-DALLAS ARTS DIST.A</p> <p>Dallas Arts District Architectural Walk Tour A (Enrichment)</p> <p>Presenter(s): Tour</p> <p>Dallas Arts District has been a thirty year plan in the making and boasts buildings by four Pritzker Prize-winning architects in a 4 block span. Dallas Center for Architecture will lead a 90-minute walking tour of the largest urban arts district in the US. Tour fee and bus transportation included.Limit:15, Cost:\$20</p> <p>2 hours and 30 minutes</p>
<p>Sat., 11/23/2013 MS,HS,HS/AP,HE 12:00 PM to 12:45 PM Location: CORAL</p> <p>Artful Illumination (repeat) (Enrichment)</p> <p>Presenter(s): Leslie Booth and Mitzi Fritzke</p> <p>Show your classes how to create stained glass for free. Well, not really free, or glass, or lamps. But they can be illuminated! Come learn several ways to make beautiful artful lamps & create one with us!</p> <p>45 minutes</p>	<p>Sat., 11/23/2013 ALL 12:00 PM to 12:45 PM Location: DESOTO B</p> <p>Nasco Game Show (Curriculum)</p> <p>Presenter(s): Kris Bakke</p> <p>Nasco will share information on products, projects and what's exciting in art ed. We will present a variety of products all focused on art education K-12. After this fun "infomercial" we shift into game show mode and raffle it all to those who attend.</p> <p>45 minutes</p>	<p>Sat., 11/23/2013 ALL 12:00 PM to 2:45 PM Location: EMERALD</p> <p>The Zen of Paper (Curriculum)</p> <p>Presenter(s): Jean Deirdre King</p> <p>Pop quiz: Internet's down, A/V equipment has failed, no sink or supply budget: what do you do? Come prepared to go from chaos to creativity! Contemporary art, traditional material and techniques, and taking it further.</p> <p>2 hours and 45 minutes</p>
<p>Sat., 11/23/2013 ELEM,E-CHLD 12:00 PM to 12:45 PM Location: GOVERNOR'S LECT. HL.</p> <p>I Love Kindergarten! (repeat) (Curriculum)</p> <p>Presenter(s): Stacy Bzdok</p> <p>An array of Pre-K and Kindergarten lessons and classroom organization tips to help these little people will be presented. Lesson packets will be provided.</p> <p>45 minutes</p>	<p>Sat., 11/23/2013 HS,MS 12:00 PM to 1:45 PM Location: MANCHESTER</p> <p>Filters in Photoshop for Beginners (Curriculum)</p> <p>Presenter(s): Karen Mitchell</p> <p>This hands-on workshop introduces the basics of using filters in Adobe Photoshop. Participants will learn to apply filters to an image & how to save multiple versions of an image. Lesson plan is included. Bring a flash drive if you want to save your files.</p> <p>1 hour and 45 minutes</p>	<p>Sat., 11/23/2013 MUS,ALL 12:00 PM to 12:45 PM Location: MILAN</p> <p>Artmaking as Opportunity or Challenge in Museum Ed (Effective Teaching Practices)</p> <p>Presenter(s): Kaela Hoskings and Melinda Mayer</p> <p>A resurgence in the viability of art-making for learning in the museum is gaining ground in the field. A panel of museum educators will discuss their challenges and successes in bringing authentic art-making into museum education.</p> <p>45 minutes</p>
<p>Sat., 11/23/2013 HS,ELEM,MS 12:00 PM to 12:45 PM Location: MONET BALLROOM</p> <p>Poetic Art Journaling (repeat) (Curriculum)</p> <p>Presenter(s): Margaret Hilburn, Maggie Arnold, and Laura Van Prooyen</p> <p>We will explore a cross-curriculum approach to helping students unleash their own creative ferocity through collage & poetry. You will learn how to help students produce & keep an artistic journal in which they intertwine their text with visual imagery.</p> <p>45 minutes</p>	<p>Sat., 11/23/2013 ALL 12:00 PM to 12:45 PM Location: MONTE CARLO</p> <p>MASTER ART EDUCATOR: Positive Belief In Students (Effective Teaching Practices)</p> <p>Presenter(s): Mary Hierholzer</p> <p>The Master Art Educator beliefs all students have potential and engages them in lessons that build self-efficacy and confidence. Teacher is encouraging, flexible, forgiving, celebrates creativity, and has respect for the students, school, and community.</p> <p>45 minutes</p>	<p>Sat., 11/23/2013 MS,HS,HS/AP 12:00 PM to 2:45 PM Location: SENATOR'S LECT. HALL</p> <p>Seeing Color and Color Banding (Curriculum)</p> <p>Presenter(s): Jayla Davis</p> <p>How to see Color.</p> <p>2 hours and 45 minutes</p>

<p>Sat., 11/23/2013 CBAE,ALL 12:00 PM to 12:45 PM Location: TOPAZ</p> <p>Art Cars: I Can Do That! (Curriculum)</p> <p>Presenter(s): Dawn Stienecker</p> <p>The classic putdown of art is "I can do that!," but when people see art cars they say, "I can do that!," they actually want to, and many do. This session investigates the role of visual culture in the building of community in Houston.</p> <p>45 minutes</p>	<p>Sat., 11/23/2013 HS,MS,HS/AP,HE,CBAE 12:00 PM to 1:45 PM Location: TRINITY EXHIBIT HL. A1</p> <p>Why Acrylic Gels Are Cool (Curriculum)</p> <p>Presenter(s): Beth Wild</p> <p>One of the advantages of acrylics is the variety of texture and surfaces that can be achieved. Learn by using them to achieve different effects. This is a very popular workshop and now with a whole array of gels. Gels are the secret in acrylic painting. Limit: 50</p> <p>1 hour and 45 minutes</p>	<p>Sat., 11/23/2013 HS,MS,HS/AP,CBAE,STU 12:00 PM to 12:45 PM Location: TRINITY EXHIBIT HL. A2</p> <p>Ten Creative Ways to Use Charcoal Powder & Sticks (repeat) (Curriculum)</p> <p>Presenter(s): Kathi Hanson</p> <p>Learn ten different ways you can manipulate charcoal powder and sticks to create exciting tonal exchanges, realistic texture, and eye catching areas of interest within a pencil tip drawing. Handout & General Pencil goodie bag included.</p> <p>45 minutes</p>
<p>Sat., 11/23/2013 ALL 12:00 PM to 1:45 PM Location: TRINITY EXHIBIT HL. A3</p> <p>2013 Project Guide Demonstrations (repeat) (Curriculum)</p> <p>Presenter(s): Jennifer Phelps</p> <p>Check out the 16 new creative ideas from United Art & Education that you can take back to your classroom. We will make "Stained Glass" rose windows, Jackson-Pollack action reliefs, faux hand-blown glass bowls and help create a doodle bandanna! Limit: 50</p> <p>1 hour and 45 minutes</p>	<p>Sat., 11/23/2013 HS,ELEM,MS 12:00 PM to 1:45 PM Location: TRINITY EXHIBIT HL. A4</p> <p>Pop Art Monoprints (repeat) (Curriculum)</p> <p>Presenter(s): Kristi Bernstein</p> <p>Sharing links to video, quiz and PowerPoint for Pop Art. Walk away with a fun and easy way to create a monoprint without using a press!</p> <p>1 hour and 45 minutes</p>	<p>Sat., 11/23/2013 HS,MS,HS/AP,SUPV,HE,STU 1:00 PM to 1:45 PM Location: CORAL</p> <p>Learning the Art of Trendspotting (Curriculum)</p> <p>Presenter(s): Michele Burles and Kelly Blessing</p> <p>Being Able to predict a trend is a valued skill for professionals in the design industries. Learn how to interpret today's trend setting designs and forecast tomorrow's.</p> <p>45 minutes</p>
<p>Sat., 11/23/2013 ALL 1:00 PM to 2:45 PM Location: CORONADO A</p> <p>INSIDE THE STUDIO: Transforming Everyday Objects with Textiles (Enrichment)</p> <p>Presenter(s): Magda Sayeg</p> <p>As a street artist Magna Sayeg uses textiles to cover everyday objects to create new art forms. Bring your own object to transcend the everyday ordinary objects to a work of art. This hands on workshop is free and has seats for 80 hands-on participants (first-come-first-seated and ArtAdVantage members have seating privileges) as well as seating for 100 observers.</p> <p>1 hour and 45 minutes</p>	<p>Sat., 11/23/2013 HS,MS 1:00 PM to 2:45 PM Location: CORONADO B</p> <p>Multiplicity (repeat) (Curriculum)</p> <p>Presenter(s): Leslie Roznovsky</p> <p>In this session we will tackle multiple ways to introduce the art form of self-portraiture to your students using many kinds of media. This will include visuals, friendly bits of art history and hands-on demos to take with you! Join the creative fun!</p> <p>1 hour and 45 minutes</p>	<p>Sat., 11/23/2013 ELEM 1:00 PM to 2:45 PM Location: CORONADO C</p> <p>Tying Art and Literacy Together with Images and Stories (Curriculum)</p> <p>Presenter(s): Yolanda Darden and Isabel Lopez</p> <p>Creating art works in response to images and stories. as well as establishing a common visual vocabulary with the student.</p> <p>1 hour and 45 minutes</p>
<p>Sat., 11/23/2013 HS,MS,HS/AP 1:00 PM to 2:45 PM Location: CORONADO D</p> <p>Gouache Resist (repeat) (Effective Teaching Practices)</p> <p>Presenter(s): Tamera Westervelt and Gail Cary</p> <p>Gouache resists inspired by Edward Hopper. Participants will the process and create a gouache resist focusing on lighting and mood created with a variety color mediums.</p> <p>1 hour and 45 minutes</p>	<p>Sat., 11/23/2013 MS,ALL 1:00 PM to 2:45 PM Location: CORTEZ A</p> <p>Impossible Places (Curriculum)</p> <p>Presenter(s): Candace Denney</p> <p>Nothing is impossible within the realm of Art. Using a Penrose Triangle (a triangle with 3 right angles) as a vehicle to imagination, we will create impossible places. After designing and creating with pastels, participants will share their creations.</p> <p>1 hour and 45 minutes</p>	<p>Sat., 11/23/2013 ELEM 1:00 PM to 2:45 PM Location: CORTEZ B</p> <p>Weaving through the Ages (repeat) (Curriculum)</p> <p>Presenter(s): Brenda Fee</p> <p>Create your own weaving program that builds on previous knowledge, doesn't eat up weeks of class time and integrates with other projects. We will practice on different weaving projects, discuss strategies for teaching and leave with examples and ideas.</p> <p>1 hour and 45 minutes</p>

<p>Sat., 11/23/2013 HS,HS/AP 1:00 PM to 2:45 PM Location: CORTEZ C</p> <p>Something Shiny... (repeat) (Curriculum)</p> <p>Presenter(s): Karrie Huskey</p> <p>Using discarded objects and repurposing them to make art. Scrape pieces of papers, foil, found bolt, old boxes, anything can be made shinny and like new again.</p> <p>1 hour and 45 minutes</p>	<p>Sat., 11/23/2013 ELEM 1:00 PM to 2:45 PM Location: CORTEZ D</p> <p>Rocking Renaissance Lessons (Curriculum)</p> <p>Presenter(s): Vanina Orendorff, Judith Rounds, and Julie Brinon</p> <p>Learn innovative lessons including old-world sculpture techniques and the authentic fresco making process. Discover ways to create art inspired by the Renaissance using budget friendly alternatives. Teach chemistry, geology and much more while making art!</p> <p>1 hour and 45 minutes</p>	<p>Sat., 11/23/2013 HS,ELEM 1:00 PM to 2:45 PM Location: DE SOTO A</p> <p>Art Camps as a Fundraiser (repeat) (Enrichment)</p> <p>Presenter(s): Colleen Steblein and Kimberly White</p> <p>High school groups are always looking for ways to earn money. Elementary parents are always looking for creative classes for their kids. This workshop shares information for older students to teach the younger ones and earn money. Sponsored by Alvin Community College. Limit: 30</p> <p>1 hour and 45 minutes</p>
<p>Sat., 11/23/2013 ALL 1:00 PM to 1:45 PM Location: DESOTO B</p> <p>New Zealand to Texas: Multicultural Empowerment (repeat) (Effective Teaching Practices)</p> <p>Presenter(s): RJ Christensen</p> <p>This qualitative study of Maori woodcarving shows how to preserve genealogy, language, and culture. Epistemological documentation will be used for teaching students of Texas to define who they are in historical, symbolic, and sociological contexts.</p> <p>45 minutes</p>	<p>Sat., 11/23/2013 HS,HS/AP,HE,MUS,CBAE 1:00 PM to 1:45 PM Location: GOVERNOR'S LECT. HL.</p> <p>Portfolios That Earn Scholarships (Enrichment)</p> <p>Presenter(s): Jaqueline Cason</p> <p>Learn what you can do to help your high school students get noticed by NASAD-caliber colleges of art. Get some behind-the-scenes tips on how admissions counselors determine scholarship awards and help protect your students from some unethical tactics.</p> <p>45 minutes</p>	<p>Sat., 11/23/2013 HS,MS,HS/AP 1:00 PM to 1:45 PM Location: MADRID</p> <p>Beyond the Meme: Digitally Creating & Sharing Art (Technology)</p> <p>Presenter(s): Jessica Fuentes and Danielle Schulz</p> <p>It can be a difficult battle to get students to put down the cell phone and pay attention. So, why fight it? Learn how you can embrace new social media apps to drive your students' digital creativity to new levels in this hands-on workshop.</p> <p>45 minutes</p>
<p>Sat., 11/23/2013 ELEM,CBAE 1:00 PM to 1:45 PM Location: METROPOLITAN</p> <p>Paint Me a Story: Connecting a Community (repeat) (School Climate)</p> <p>Presenter(s): Kimberly Buskirk, Andrea Luna, and Vicki Lenio</p> <p>Learn how to expand the art experience beyond the walls of the classroom through the Paint Me a Story community project. Presenters share ideas for parent and student art-infused literacy projects that enhance art education outside the school setting.</p> <p>45 minutes</p>	<p>Sat., 11/23/2013 MUS,CBAE 1:00 PM to 1:45 PM Location: MILAN</p> <p>Museum / Hospital Partnerships (Effective Teaching Practices)</p> <p>Presenter(s): Elizabeth Roath</p> <p>How can museums create outreach partnerships with local children's hospitals? Learn about the Museum of Fine Arts, Houston "Art of the Mind and Spirit" program with Texas Children's Hospital.</p> <p>45 minutes</p>	<p>Sat., 11/23/2013 HE,CBAE 1:00 PM to 1:45 PM Location: MING</p> <p>Learning through a Community of Makers (Enrichment)</p> <p>Presenter(s): Cala Coats</p> <p>This session introduces a cartographic inquiry into the homes of a community of makers, examining sites that range from a repurposed missile base to an artist-run educational farm.</p> <p>45 minutes</p>
<p>Sat., 11/23/2013 ALL 1:00 PM to 1:45 PM Location: MIRO</p> <p>Empty Bowl - A Big Art Day Idea! (Curriculum)</p> <p>Presenter(s): Tim Lowke</p> <p>Need an idea for Big Art Day? Come see how Round Rock ISD has created an Empty Bowl Festival that has raised over \$32,000 in three years for our food pantry and is a excellent service-learning project for students district-wide. Resources presented.</p> <p>45 minutes</p>	<p>Sat., 11/23/2013 HS,HS/AP,ALL 1:00 PM to 2:45 PM Location: MONET BALLROOM</p> <p>Hands-on Art History (repeat) (Curriculum)</p> <p>Presenter(s): Stephanie Patrisso</p> <p>A creative way to incorporate Art History into the Art Studio classroom AND vice-versa! Stephanie will share multiple hands-on lessons that use famous works of art & historical techniques to create original works of art. GREAT for ALL LEVELS!</p> <p>1 hour and 45 minutes</p>	<p>Sat., 11/23/2013 ALL 1:00 PM to 1:45 PM Location: MONTE CARLO</p> <p>MASTER ART EDUCATOR: Creative Thinking (Effective Teaching Practices)</p> <p>Presenter(s): Madelene Buzan</p> <p>The Master Art Educator applauds creative thinking rather than mimicry. There are student-led changes and student discoveries are celebrated. Brainstorming strategies are encouraged and teachers help students make connections with their own experiences for authentic instruction.</p> <p>45 minutes</p>

<p>Sat., 11/23/2013 ALL 1:00 PM to 1:45 PM Location: MOROCCO</p> <p>Follow the Fellows: Learn from the Masters Conversation (Effective Teaching Practices)</p> <p>Presenter(s): Suzanne Greene, Tina Farrell, Joey Doyle, Cheryl Evans, and Keith Arney</p> <p>Bring your questions, comments, and concerns for open discussion with our panel of art educators who have made long term contributions to the profession</p> <p>45 minutes</p>	<p>Sat., 11/23/2013 ALL 1:00 PM to 3:30 PM Location: OFFSITE-DALLAS ARTS DIST.B</p> <p>Dallas Arts District Architectural Walk Tour B (Enrichment)</p> <p>Presenter(s): Tour</p> <p>Dallas Arts District has been a thirty year plan in the making and boasts buildings by four Pritzker Prize-winning architects in a 4 block span. Dallas Center for Architecture will lead a 90-minute walking tour of the largest urban arts district in the US. Tour fee and bus transportation included.Limit:15, Cost:\$20</p> <p>2 hours and 30 minutes</p>	<p>Sat., 11/23/2013 ALL 1:00 PM to 1:45 PM Location: SAPPHIRE</p> <p>Juicy Journaling: Making Art In Small Spaces (Effective Teaching Practices)</p> <p>Presenter(s): Joan Maresh Hansen</p> <p>Extend the classroom lessons with any one of these juicy journal ideas. Saturate your senses with interactive sketchbooks and more. See these IDEA DIVAS strategies to teach art while their little darlin's are having fun expressing themselves.</p> <p>45 minutes</p>
<p>Sat., 11/23/2013 ALL 1:00 PM to 1:45 PM Location: TOPAZ</p> <p>Be Visual SketchCrawl 2013 - Session 2 (Curriculum)</p> <p>Presenter(s): Fahmi Khan</p> <p>Bring out your own sketchbook and drawing materials - nurture your artistic soul during conference while exploring the beautiful Anatole. Join noted Texas art educator, Fahmi Khan for a short SketchCrawl capturing yourimpressions of this beautiful space. Stay Creative and Be Visual while gaining ideas for how to improve your sketchbook practice and that of your students!</p> <p>45 minutes</p>	<p>Sat., 11/23/2013 MS,ALL 1:00 PM to 1:45 PM Location: TRINITY EXHIBIT HL. A2</p> <p>Glass Without a Kiln - Using Mixed Media (repeat) (Curriculum)</p> <p>Presenter(s): Debbie Jasek, Barbara Peevey, Jenniefer Eastreling, and Melissa Schulman</p> <p>Do you want to work with Glass, but don't have a kiln or money for lots of art glass? Explore ways to use glass, resin, and found objects. Then learn how to apply these techniques to make mosaics, ornaments and sun catchers. Hands-on project.</p> <p>45 minutes</p>	<p>Sat., 11/23/2013 HS,MS,HS/AP 2:00 PM to 2:45 PM Location: CORAL</p> <p>Artist Trading Cards as an Exam (Curriculum)</p> <p>Presenter(s): Dallas Williams and Chana Jayme</p> <p>Students love to see each others work and share. This class will give experienced techniques and options on how to use artist trading cards as a (final) exam for your art students.</p> <p>45 minutes</p>
<p>Sat., 11/23/2013 ALL 2:00 PM to 2:45 PM Location: DESOTO B</p> <p>Creating Cash (repeat) (Curriculum)</p> <p>Presenter(s): Amy Ivins</p> <p>Learn how students in a small school used a simple photography assignment to make \$1300 in only two weeks with no hard selling. This is an adaptable project that will work in any medium or level plus bring in some extra cash flow.</p> <p>45 minutes</p>	<p>Sat., 11/23/2013 MS,ALL 2:00 PM to 2:45 PM Location: GOVERNOR'S LECT. HL.</p> <p>The Art Classroom--Flipped (repeat) (Effective Teaching Practices)</p> <p>Presenter(s): Shannon Weaver and Kari Dollar</p> <p>What is it? How can your class realize this? Several units to be discussed showing ways to implement this concept at any level & possible technologies. Flipped art lessons expand learning beyond your classroom allowing more time with students & enrichment.</p> <p>45 minutes</p>	<p>Sat., 11/23/2013 ALL 2:00 PM to 2:45 PM Location: MADRID</p> <p>Using WordPress to Create Virtual Art Galleries (Technology)</p> <p>Presenter(s): Christina Bain, Shaun Lane, and Abbi Strickland</p> <p>New technologies can be utilized to engage and teach millennial students. Learn how university students utilized WordPress to create the 330 Gallery. This electronic space allowed them to curate, preserve, post, and share their work online.</p> <p>45 minutes</p>
<p>Sat., 11/23/2013 MS,HS 2:00 PM to 2:45 PM Location: MANCHESTER</p> <p>Technology & Interdisciplinary Art Lessons (Curriculum)</p> <p>Presenter(s): Rhonda Viola Church</p> <p>Lesson examples for special populations with visual advanced organizers, exemplars of student use of technology according to standards-based objectives exploring collaboration, communication, creativity, critical thinking, innovation, and problem solving.</p> <p>45 minutes</p>	<p>Sat., 11/23/2013 ELEM,MS 2:00 PM to 2:45 PM Location: METROPOLITAN</p> <p>The Crazy Colorful Color Wheel Project (repeat) (Technology)</p> <p>Presenter(s): Trina Harlow</p> <p>Combine art, technology, and globalization in a unique art exchange project partnering your school with a school in another country using the color wheel as inspiration. Slide shows, unit plans, website, Blog, and all important info shared.</p> <p>45 minutes</p>	<p>Sat., 11/23/2013 MUS,ALL 2:00 PM to 2:45 PM Location: MILAN</p> <p>But Why? Purpose Driven Practice in Museums (Effective Teaching Practices)</p> <p>Presenter(s): Kaela Hoskings and Paul Bolin</p> <p>How do historical purposes in art education inform our motivations as museum educators today? This session will investigate how a contemporary art museum is reflecting on the past to create engaging programs for the future.</p> <p>45 minutes</p>

<p>Sat., 11/23/2013 HE,E-CHLD,ELEM 2:00 PM to 2:45 PM Location: MING</p> <p>ABC: Art-Books-Curriculum: for Wee Ones (repeat) (Curriculum)</p> <p>Presenter(s): Sherry Snowden</p> <p>This presentation will help you gain insightfulness in how to design art lessons that foster creative and exciting art experiences for PK-elementary students with meaningful connections.</p> <p>45 minutes</p>	<p>Sat., 11/23/2013 ALL 2:00 PM to 2:45 PM Location: MIRO</p> <p>Staying in Touch (Enrichment)</p> <p>Presenter(s): Renaissance Eads and Ellen Simmons</p> <p>Community and school based art educators will discuss the importance of staying in touch with their own art practice and fellow teachers. Learn how to use collaborative projects and online resources, and return with ideas and tested lessons that work!</p> <p>45 minutes</p>	<p>Sat., 11/23/2013 ALL 2:00 PM to 2:45 PM Location: MONTE CARLO</p> <p>MASTER ART EDUCATOR: Actively Engaging Students (Curriculum)</p> <p>Presenter(s): Suzanne Greene</p> <p>How to connect to and motivate your students. Keeping your students on task and engaged.</p> <p>45 minutes</p>
<p>Sat., 11/23/2013 MS,HS 2:00 PM to 2:45 PM Location: MOROCCO</p> <p>Creative Mugs (Curriculum)</p> <p>Presenter(s): Robbyne Teel</p> <p>Create a unique mug with Zentangle designs. Help students understand the Elements and Principals of Art with this fun lesson.</p> <p>45 minutes</p>	<p>Sat., 11/23/2013 ALL 2:00 PM to 5:00 PM Location: OFFSITE - DMA B</p> <p>Creativity, Technology, and Making at the Dallas Museum of Art (Enrichment)</p> <p>Presenter(s): Experience Institute</p> <p>Dallas Museum of Art educators will model two successful programs, Art Bytes and the Creativity Challenge. These innovative programs engage participants, expand imagination, develop new knowledge, and explore works of art in unique ways. Participants will become makers through hands-on sessions that merge art, creativity, and technology. Bus transportation included. Limit:27, Cost:\$15</p> <p>3 hours</p>	<p>Sat., 11/23/2013 ALL 2:00 PM to 2:45 PM Location: SAPPHIRE</p> <p>Critiquing the Art of Teaching (Effective Teaching Practices)</p> <p>Presenter(s): Tim Garth</p> <p>Assessment can be difficult - especially when it concerns your teaching. This interactive lecture will encourage you to discover ways to make time for reflection, develop strategies for self-assessment, and be an active interpreter of your own practice.</p> <p>45 minutes</p>
<p>Sat., 11/23/2013 ALL 2:00 PM to 2:45 PM Location: TOPAZ</p> <p>Material Culture Studies and You (Curriculum)</p> <p>Presenter(s): Maria Leake</p> <p>How might items of material culture reveal or conceal meanings and associations in art? This session takes into consideration how we as artists and educators can inspire our own students to make informed choices about their own artistic practices.</p> <p>45 minutes</p>	<p>Sat., 11/23/2013 ALL 2:30 PM to 8:30 PM Location: OFFSITE - DRAGON STREET</p> <p>Dragon Street Galleries and Dallas Design District Hop on/ Hop off Shuttle (Enrichment)</p> <p>Presenter(s): Tour</p> <p>Explore Dragon Street and the Dallas Design District, home to galleries and shops, at your leisure. Most galleries are located on Dragon and Slocum Street and will be open Saturday until 8 pm with special exhibitions as part of the monthly Dragon.Open. The shuttle service will run from the Anatole Hotel beginning at 2:30 pm with the last shuttle leaving Dragon Street at 8:00 pm. Limit:400 , Cost:\$15</p> <p>6 hours</p>	<p>Sat., 11/23/2013 MS,HS 3:00 PM to 3:45 PM Location: MADRID</p> <p>Collaborative Animations on the iPad (Curriculum)</p> <p>Presenter(s): Alfredo Gonzalez and Wendy Gilbert</p> <p>See a demonstration of students using the iPad to create stop-motion animations as part of an IB unit about collaboration. If you have an iPad you will also have an opportunity to try your own animation.</p> <p>45 minutes</p>
<p>Sat., 11/23/2013 MS,HS 3:00 PM to 4:45 PM Location: MANCHESTER</p> <p>Stop Motion Animation in the Classroom (Curriculum)</p> <p>Presenter(s): Hailey-Ann Booth</p> <p>This workshop will show you how to create a stop motion animation project in the classroom, using personal devices. The project will entail brainstorming/project planning, storyboarding, set and character design/creation, filming/lighting, editing. Limit: 30</p> <p>2 hours and 45 minutes</p>	<p>Sat., 11/23/2013 ELEM 3:00 PM to 4:45 PM Location: METROPOLITAN</p> <p>Elementary Division Meeting (Advocacy)</p> <p>Presenter(s): Tamra Alami and Rebecca Schaefer</p> <p>Elementary Division Showcase/Meeting.</p> <p>1 hour and 45 minutes</p>	<p>Sat., 11/23/2013 MUS 3:00 PM to 4:45 PM Location: MILAN</p> <p>Museum Education Division Meeting (Advocacy)</p> <p>Presenter(s): Elizabeth Roath and Kaela Hoskings</p> <p>Join us for the annual Museum Division meeting. We will meet at the Perot Museum of Nature and Science for an interactive experience designed for museum educators.</p> <p>1 hour and 45 minutes</p>

<p>Sat., 11/23/2013 HE 3:00 PM to 4:45 PM Location: MING</p> <p>Higher Education Division Meeting (Advocacy)</p> <p>Presenter(s): Teri Evans-Palmer and Kara Hallmark</p> <p>Higher Education Division Showcase/Meeting.</p> <p>1 hour and 45 minutes</p>	<p>Sat., 11/23/2013 HS 3:00 PM to 4:45 PM Location: MONET BALLROOM</p> <p>High School Division Meeting (Advocacy)</p> <p>Presenter(s): Cindi Garrett and Betsy Murphy</p> <p>High School Division Showcase/Meeting.</p> <p>1 hour and 45 minutes</p>	<p>Sat., 11/23/2013 MS 3:00 PM to 4:45 PM Location: SENATOR'S LECT. HALL</p> <p>Middle School Division Meeting (Advocacy)</p> <p>Presenter(s): Yvonne Tibai and Lisa Miller</p> <p>Middle School Division Showcase/Meeting.</p> <p>1 hour and 45 minutes</p>
<p>Sat., 11/23/2013 ALL 4:00 PM to 5:45 PM Location: MADRID</p> <p>Technology+Art=Empowering Lessons (Technology)</p> <p>Presenter(s): Deborah Sims and Julie Phillips</p> <p>Fuse an existing lesson with technology to create a presentation designed for your students learning environment. Create a collagraph, document with digital images and create a presentation rich with emerging technology.</p> <p>1 hour and 45 minutes</p>	<p>Sat., 11/23/2013 HS,MS,HS/AP,HE,CBAE 5:00 PM to 5:45 PM Location: CORAL</p> <p>Building Creativity into Technical Assignments (Effective Teaching Practices)</p> <p>Presenter(s): Dillon McDaniel</p> <p>Courses covering the technical aspects of a media challenge students to focus on new techniques, often at the cost of developing creative solutions that explore a student's conceptual interests. This talk explores effective ways to address this issue.</p> <p>45 minutes</p>	<p>Sat., 11/23/2013 HS 5:00 PM to 6:45 PM Location: CORONADO B</p> <p>Color Me a Rainbow (Effective Teaching Practices)</p> <p>Presenter(s): Jami Bevans</p> <p>Learn an easy method for layering colors to obtain rich skin tone in portraits. Great for teaching beginning portraits</p> <p>1 hour and 45 minutes</p>
<p>Sat., 11/23/2013 HS,MS,HS/AP 5:00 PM to 6:45 PM Location: CORONADO C</p> <p>What a Relief! Faces (Curriculum)</p> <p>Presenter(s): Kathy Towers</p> <p>Learn to make relief prints of stylized faces using texture and cardboard. The corrugated cardboard plates are even pretty without ink! Easy way to introduce relief printing to students! No printing press needed!</p> <p>1 hour and 45 minutes</p>	<p>Sat., 11/23/2013 HS,ALL 5:00 PM to 6:45 PM Location: CORONADO D</p> <p>VerDay Paint and Patina Frame Workshop (repeat) (Curriculum)</p> <p>Presenter(s): Megan Darrow</p> <p>Create a project using VerDay Paints and Patina. In the workshop, Megan will teach how the REAL Iron, Copper, Brass, and Bronze Metal Paints chemically react and Patina while decorating a wood frame.</p> <p>1 hour and 45 minutes</p>	<p>Sat., 11/23/2013 MS,ELEM,HS 5:00 PM to 6:45 PM Location: CORTEZ A</p> <p>Soap Carving (Curriculum)</p> <p>Presenter(s): Eloiese Krabbenhoft and Jessica Porter</p> <p>After viewing examples of carving from various cultures, participants will produce a simple carved image. Tips will be given on surviving the high demand for help that can be associated with this process.</p> <p>1 hour and 45 minutes</p>
<p>Sat., 11/23/2013 ELEM,ALL 5:00 PM to 6:45 PM Location: CORTEZ B</p> <p>Candie Cooper and More on Multimedia Creations (repeat) (Effective Teaching Practices)</p> <p>Presenter(s): Candie Cooper</p> <p>Candie Cooper will be the key presenter. She is television personality on PBS and ACTIVA's demonstrator. She will sharing arts and crafts teaching techniques.</p> <p>1 hour and 45 minutes</p>	<p>Sat., 11/23/2013 ELEM,MS 5:00 PM to 6:45 PM Location: CORTEZ C</p> <p>Mono Printmaking for Upper Elementary Artists (Curriculum)</p> <p>Presenter(s): Pam Arnold</p> <p>Applying the technology of the digital camera in the classroom and moving on to a strong individual composition can be rewarding for all students. Plus the surprise of mono printmaking is super dramatic! Limit:30</p> <p>1 hour and 45 minutes</p>	<p>Sat., 11/23/2013 ELEM,E-CHLD 5:00 PM to 6:45 PM Location: CORTEZ D</p> <p>Creative Art Lessons for Elementary (Curriculum)</p> <p>Presenter(s): Kristina York, Lezley Stiff, Natalie Hodges, and Amy Westfall</p> <p>Make and Take lessons for Elementary level. Several different mediums will be shown and free lessons will be handed out. Be sure to stop by to create one of your favorites!</p> <p>1 hour and 45 minutes</p>

<p>Sat., 11/23/2013 ALL 5:00 PM to 6:45 PM Location: DE SOTO A</p> <p>Carving Out a Niche (repeat) (Curriculum)</p> <p>Presenter(s): Dannica Barnum</p> <p>Participants will explore two dimensional relief carving using household drywall. A hit for those looking for art projects on a budget.</p> <p>1 hour and 45 minutes</p>	<p>Sat., 11/23/2013 ALL 5:00 PM to 5:45 PM Location: DESOTO B</p> <p>Student Teachers Using Digital Media to Reflect (Effective Teaching Practices)</p> <p>Presenter(s): Kara Hallmark, Chris Bain, and Becca Brockman</p> <p>Reflective thinking is an important component in the learning process for pre-service art teachers. At the end of the student teaching experience, students shared their reflections through digital media that was exciting and engaging.</p> <p>45 minutes</p>	<p>Sat., 11/23/2013 ALL 5:00 PM to 5:45 PM Location: EMERALD</p> <p>Making Our Art Count (Advocacy)</p> <p>Presenter(s): Ed Check and Future Akins-Tillett</p> <p>We all started out making art. Then we stopped for various reasons. How do we find our way back into the studio? This session explores strategies for re-creating, developing, and maintaining studio practices. Images and skills from two artist educators.</p> <p>45 minutes</p>
<p>Sat., 11/23/2013 ALL 5:00 PM to 5:45 PM Location: GOVERNOR'S LECT. HL.</p> <p>Drawing Out the Withdrawn Artist (Effective Teaching Practices)</p> <p>Presenter(s): Teri Evans-Palmer</p> <p>Drawing confidence decreases with age and many individuals do not see themselves as artists. This interactive session provides K-12 teachers with theory and strategies for sequential, innovative teaching that raises self-confidence in emerging artists.</p> <p>45 minutes</p>	<p>Sat., 11/23/2013 ELEM,ALL 5:00 PM to 5:45 PM Location: METROPOLITAN</p> <p>A Fistful of Dirt - Texas Art Projects (Curriculum)</p> <p>Presenter(s): Deanna Smith, Chris Nelson, Christine Biscarro, Cassie Appleby, and Amanda Kelly</p> <p>12 Texas Art Teachers show Texas projects to promote art, history and Culture from our great state. Drawing, iPads, clay and more projects to take back to your kids! Come get dirty with the Dirty Dozen.</p> <p>45 minutes</p>	<p>Sat., 11/23/2013 ALL 5:00 PM to 5:45 PM Location: MIRO</p> <p>Preparation and Practicality: National Boards Tips (Effective Teaching Practices)</p> <p>Presenter(s): Amanda Barbee</p> <p>Considering the excellent adventure of National Boards? This workshop offers a list of art-specific resources, a tried and true organizational system, and frank advice and perspective on the process. Specific entries will be discussed if time allows.</p> <p>45 minutes</p>
<p>Sat., 11/23/2013 HS,MS 5:00 PM to 5:45 PM Location: MONET BALLROOM</p> <p>Terrific Tessellations (Curriculum)</p> <p>Presenter(s): Marilyn Venne</p> <p>Tessellations are patterns that fit together perfectly, with no gaps or overlapping. Learn to make two types of tessellations from a simple square piece of cardstock. Rotation and transition methods will be demonstrated. This is a hands-on class.</p> <p>45 minutes</p>	<p>Sat., 11/23/2013 ALL 5:00 PM to 5:45 PM Location: MONTE CARLO</p> <p>The Importance of Advocating for the Arts (repeat) (Advocacy)</p> <p>Presenter(s): Sandra Hernandez</p> <p>This session informs why it is important that you and others should advocate for the arts. Find out ways to advocate even with a busy schedule.</p> <p>45 minutes</p>	<p>Sat., 11/23/2013 ALL 5:00 PM to 6:45 PM Location: MOROCCO</p> <p>Connect With the World Through Mail Art (Effective Teaching Practices)</p> <p>Presenter(s): Chris Cooper</p> <p>Mail art is art that travels through the mail, reaching destinations across the planet. It became popular in the last half of the 20th century, and has since taken on digital dimensions. Learn, brainstorm, make & take.</p> <p>1 hour and 45 minutes</p>
<p>Sat., 11/23/2013 HS,MS,HS/AP,SUPV,HE,STU 5:00 PM to 5:45 PM Location: SAPPHIRE</p> <p>Discovering Your Creative Abilities (Curriculum)</p> <p>Presenter(s): Michele Burles, Kelly Blessing, and Kelsey Owens</p> <p>Take an inspiring journey through the creative process. Examine the interplay between left-brain and right-brain thinking through creative exercises.</p> <p>45 minutes</p>	<p>Sat., 11/23/2013 MS,HS,ALL 5:00 PM to 5:45 PM Location: SENATOR'S LECT. HALL</p> <p>One-day Lessons Galore! (repeat) (Curriculum)</p> <p>Presenter(s): Kelli Tilton</p> <p>Quick fix one day lessons for sub days, testing days, or days that you need a break between longer lessons. Handout hard copies provided. (Also ways to incorporate more length into the lesson to stretch it into multiple days.)</p> <p>45 minutes</p>	<p>Sat., 11/23/2013 ALL 5:00 PM to 5:45 PM Location: TOPAZ</p> <p>Art Therapy Strategies in the Art Classroom (repeat) (Effective Teaching Practices)</p> <p>Presenter(s): Angelica Bigsby, Dorie Mishael, and Victoria Wheelis</p> <p>Interactive session discussing art therapy (etc) techniques to foster an open and accepting environment in the classroom. Teachers also participate in a lesson allowing them to practice strategies to implement.</p> <p>45 minutes</p>

<p>Sat., 11/23/2013 ALL 6:00 PM to 7:45 PM Location: CORONADO A</p> <p>INSIDE THE STUDIO: Experimental Approaches to Color and Techniques in Watercolor (Enrichment)</p> <p>Presenter(s): Liz Ward</p> <p>Artist and teacher Liz Ward will share the processes and philosophy she has developed over many years of experience in the watercolor medium. She will discuss and demonstrate her approaches to effective color combinations, paint application methods and image-making techniques. This hands on workshop is free and has seats for 80 hands-on participants (first-come-first-seated and ArtAdVantage members have seating privileges) as well as seating for 100 observers.</p> <p>1 hour and 45 minutes</p>	<p>Sat., 11/23/2013 MS,HS 6:00 PM to 6:45 PM Location: DESOTO B</p> <p>Teaching Judy Chicago's Dinner Party (Curriculum)</p> <p>Presenter(s): Maria Mogas</p> <p>Presentation will explore implementation of the curriculum framework established by Judy Chicago and her team for teaching the Dinner Party. Session will include activities and audience participation by way of discussion and examination of the work.</p> <p>45 minutes</p>	<p>Sat., 11/23/2013 ALL 6:00 PM to 6:45 PM Location: GOVERNOR'S LECT. HL.</p> <p>Beyond Black History Month with John Biggers (Curriculum)</p> <p>Presenter(s): Olive Theisen</p> <p>Using books on John Biggers' art as a reference, Theisen will present art activities suggested by his various drawings, paintings and murals. Theisen is a long time TAEA member and has taught art at all levels from K-12 to university.</p> <p>45 minutes</p>
<p>Sat., 11/23/2013 ELEM,MUS,CBAE,STU 6:00 PM to 6:45 PM Location: METROPOLITAN</p> <p>Connect to Local Art. Find: Wisdom, History, Fun (Curriculum)</p> <p>Presenter(s): Liz Langdon, Pam Day, Audra Miller, and Valerie Claire Ross</p> <p>K-6 art educators use action research to bring local visual culture and artists into lessons to make meaningful art experiences for students. Chosen artists reflect schools' diverse population, artists' longevity or resilience under challenging conditions.</p> <p>45 minutes</p>	<p>Sat., 11/23/2013 HS,ALL 6:00 PM to 6:45 PM Location: MONET BALLROOM</p> <p>Art + Math = Great Partnership (repeat) (Curriculum)</p> <p>Presenter(s): Florinda Cardenas and Diana Ramirez-Godine</p> <p>Math and Art teachers working together to help high school students see how both subjects relate to each other.</p> <p>45 minutes</p>	<p>Sat., 11/23/2013 ALL 6:00 PM to 6:45 PM Location: SAPPHIRE</p> <p>Writing for Trends (Enrichment)</p> <p>Presenter(s): Amanda Alexander, Carrie Markello, Maria Leake, and Christina Bain</p> <p>Are you interested in writing for a scholarly, peer-reviewed journal that highlights the impact of arts education on diverse learners? The 2014 co-editors of Trends will provide information and recommendations for submission of articles.</p> <p>45 minutes</p>
<p>Sat., 11/23/2013 MUS 6:00 PM to 6:45 PM Location: SENATOR'S LECT. HALL</p> <p>Full-STEAM Ahead: Creating School Partnerships for the 21st Century (Enrichment)</p> <p>Presenter(s): Shannon Karol</p> <p>Discover how the DMA helped introduce Art into one school's STEM curriculum, including the successes and challenges face in fostering this middle school partnership that emphasizes new content for art museum tours. Participants learn about innovative gallery activities focused on engineering, technology, innovation, creativity, and problem solving.</p> <p>45 minutes</p>	<p>Sat., 11/23/2013 ALL 6:00 PM to 6:45 PM Location: TOPAZ</p> <p>Aesthetic Essence: Deciphering Identity (repeat) (Curriculum)</p> <p>Presenter(s): Heidi Mullins</p> <p>This hands-on workshop is designed to demonstrate how to visualize identity of self and others in art and art making and what it means to re-live creative experiences with our students.</p> <p>45 minutes</p>	<p>Sat., 11/23/2013 ALL 7:00 PM to 9:30 PM Location: TRINITY BALLROOM</p> <p>Artisan's Market (Enrichment)</p> <p>Presenter(s): TBD</p> <p>Creative? Innovative? Strapped for Cash? TAEA has just the thing for you! On Saturday, November 23, TAEA will hold the Second Annual Artisan's Market in the San Antonio Convention Center Gallery. We are looking for members who create their own artistic items to sell or who represent artisans who sell their work. Interested?? See the flyer in the conference information for complete details.</p> <p>2 hours and 30 minutes</p>

<p>Sun., 11/24/2013 ALL 7:00 AM to 8:00 AM Location: TOPAZ</p> <p>YAM Breakfast (Advocacy)</p> <p>Presenter(s): Samantha Melvin</p> <p>Come and join us for breakfast and find out what is happening for Youth Art Month for 2014!</p> <p>60 minutes</p>	<p>Sun., 11/24/2013 MTG 8:00 AM to 8:45 AM Location: METROPOLITAN</p> <p>Area III Meeting (Advocacy)</p> <p>Presenter(s): Jody Johnson, Linda Cross, and Christina Van Hammersveld</p> <p>This session is for TAEA Area III Members.</p> <p>45 minutes</p>	<p>Sun., 11/24/2013 MTG 8:00 AM to 8:45 AM Location: MILAN</p> <p>Area I Meeting (Advocacy)</p> <p>Presenter(s): LaRee Morris and Matthew Martinez</p> <p>This session is for TAEA Area I Members.</p> <p>45 minutes</p>
<p>Sun., 11/24/2013 MTG 8:00 AM to 8:45 AM Location: MIRO</p> <p>Area V Meeting (Advocacy)</p> <p>Presenter(s): Maureen Doebbler and Tyra Gonzales</p> <p>This session is for TAEA Area V Members.</p> <p>45 minutes</p>	<p>Sun., 11/24/2013 MTG 8:00 AM to 8:45 AM Location: MONET BALLROOM</p> <p>Area IV Meeting (Advocacy)</p> <p>Presenter(s): Stephanie Schmid and Lauren Glover</p> <p>This session is for TAEA Area IV Members.</p> <p>45 minutes</p>	<p>Sun., 11/24/2013 MTG 8:00 AM to 8:45 AM Location: MONTE CARLO</p> <p>Area II Meeting (Advocacy)</p> <p>Presenter(s): Juanetta Bocko</p> <p>This session is for TAEA Area II Members.</p> <p>45 minutes</p>
<p>Sun., 11/24/2013 MTG 8:00 AM to 8:45 AM Location: MOROCCO</p> <p>Area VI Meeting (Advocacy)</p> <p>Presenter(s): Gretchen Bell, Lee Ann Carrier, and Jean Dierdre King</p> <p>This session is for TAEA Area VI Members.</p> <p>45 minutes</p>	<p>Sun., 11/24/2013 ALL 9:00 AM to 11:00 AM Location: TRINITY BALLROOM</p> <p>General Session 3 (Enrichment)</p> <p>Presenter(s): Liz Ward</p> <p>Liz Ward is an art professor for the Department of Art and Art History at Trinity University in San Antonio. Liz Ward currently lives and works in Texas and has been represented by Moody Gallery since 1994. She has exhibited extensively throughout the United States in numerous one-person exhibitions. Her work is part of the collection of the Whitney Museum of American Art, New York, the Museum of Fine Arts, Houston, and the Austin Museum of Art. A passionate advocate for the environment, Liz incorporates environmental topics into her art.</p> <p>2 hours</p>	<p>Sun., 11/24/2013 ALL 11:00 AM to 12:45 PM Location: CORONADO C</p> <p>Rite of Kandinsky (repeat) (Enrichment)</p> <p>Presenter(s): Claudia Cardenas</p> <p>Listening to the Rite of Spring by Stravinsky the audience will learn a new found lesson on how to include music theory to the class to create great abstracted compositions being inspired by Kandinsky.</p> <p>1 hour and 45 minutes</p>
<p>Sun., 11/24/2013 ALL 11:00 AM to 12:45 PM Location: CORONADO D</p> <p>Come Mono Come All! (repeat) (Curriculum)</p> <p>Presenter(s): Shana Martin</p> <p>Explore mono-printing with hand made stencils. It is simple and you get many prints from one session. Simplify or complicate stencils to fit the level of students. There will be examples to look/photo and you will create your own! Limit: 30</p> <p>1 hour and 45 minutes</p>	<p>Sun., 11/24/2013 MS,HS 11:00 AM to 11:45 AM Location: METROPOLITAN</p> <p>The A-Z Sketchbook (repeat) (Curriculum)</p> <p>Presenter(s): Hajra Syed-Rahman</p> <p>How to Create an A-Z sketchbook that students will create weekly entries for. Assignments will focus on specific skills taught in mini-lessons and students use the entries as idea boosters on larger projects. Assignment ideas will be shared.</p> <p>45 minutes</p>	<p>Sun., 11/24/2013 ALL 11:00 AM to 11:45 AM Location: MILAN</p> <p>From STEM to STEAM: New Collaborations (repeat) (Curriculum)</p> <p>Presenter(s): Melissa Marshall</p> <p>Learn how math and science can collaborate with the arts. Do other core subject teachers understand the importance of Art in the well-rounded curriculum? Come and learn from me, share your experiences as an Arts teacher, and see that you're not alone.</p> <p>45 minutes</p>

Sun., 11/24/2013 ALL
11:00 AM to 11:45 AM
Location: MIRO

Crossing Cultures in Thinking and Creating
(Technology)

Presenter(s): Cindy Thomas

Discover how technology can be used for students to collaborate with other students around the world, inspiring all to think critically about their own traditional ideas and stereotypes, thereby acting as a springboard for creating unique works of art.

45 minutes

Sun., 11/24/2013 ALL
11:00 AM to 11:45 AM
Location: MONET BALLROOM

Critiquing the Art of Teaching (repeat)
(Effective Teaching Practices)

Presenter(s): Tim Garth

Assessment can be difficult - especially when it concerns your teaching. This interactive lecture will encourage you to discover ways to make time for reflection, develop strategies for self-assessment, and be an active interpreter of your own practice.

45 minutes

Sun., 11/24/2013
MS,ELEM,HS,HS/AP,CBAE,STU
11:00 AM to 11:45 AM
Location: MONTE CARLO

Using Graphic Novels as a Learning Tool (repeat)
(Curriculum)

Presenter(s): Sandra Hernandez

Explore how "Literature" Graphic novels can be a resourceful learning tool in the art classroom. Using a collaborative curriculum across several subject areas while integrating Gardner's Multiple Intelligences.

45 minutes

Sun., 11/24/2013 HS,MS
11:00 AM to 11:45 AM
Location: MOROCCO

Value Drawings using 3-D Paper Vignettes (repeat)
(Curriculum)

Presenter(s): Amy Semifero

Want to incorporate more 3-D elements into your curriculum? Using an all white, 3-D paper vignette as a basis for their drawings, students will create a direct observation value drawing using either charcoal or graphite.

45 minutes

2013 TAEA Conference Pre-Registration Form

November 21-24, 2013

Dallas, Texas

Pre-Registration Information

Note: It's easy to register online at taea.org

Name _____

Street Address _____

City/State _____ Zip _____ Telephone (____) _____

Email address _____ TAEA Number (if known) _____

ISD or Institution Name & City _____



Please list any special requirements you have in order to participate in this program.

Pre-Registration Fees

Pre-registration fee includes all workshops, general sessions, and exhibits. It does not include limited space/materials sessions, supervisors meeting, experience institutes and tours.

Early Registration fees end Midnight, October 25, 2013. Late Registration fees end Midnight, November 11th. After Midnight, November 11th, On-Site Registration Fees will apply.

CIRCLE the appropriate pre-registration fee.

	Early Regis.	After 10/25	On-Site Regis. 11/12-11/24
Current TAEA Member	\$115	\$130	\$155
Current TAEA Associate Member	\$115	\$130	\$155
Current TAEA Retired Member	\$109	\$124	\$124
Current TAEA Full-time			
College/Univ. Student	\$53	\$73	\$73
Current TAEA Institution Member	--No Charge--		
TAEA Fellows Registration	\$55	\$55	\$55
Non-TAEA member (incl. conf. regis. & membership)	\$160	\$175	\$200
Non-TAEA Associate Member (incl. conf. regis. & membership)	\$151	\$166	\$191
Non-TAEA College/Univ. Student (incl. conf. regis. & membership)	\$69	\$89	\$89
Non-TAEA Retired Members (incl. conf. regis. & membership)	\$125	\$140	\$140
Non-TAEA Institutional Member (incl. conf. regis. & membership)	\$225	\$225	\$225
Guest (non-art education spouse/friend)	\$115	\$130	\$155

Division (CIRCLE):

Elementary	Junior/Middle School
High School	Supervision/Administration
College Student	Museum
Institution	Retired
Higher Education	Sustaining
Private School	Other _____

ArtVantage Card

(Note: ArtVantage has changed. See taea.org for more information.)

Renewal Card Holders	\$15.00
New Card Holder	\$20.00

SUPERVISOR'S MEETING

Friday, NOVEMBER 22, 2013

(CIRCLE event to pre-register)

8am-2pm, Coral Room - \$65.00

This registration form shows only those institutes, limited space/materials sessions, meetings and tours requiring an additional fee or requiring advance registration.

For a complete listing of all educational opportunities, see workshops publicized under conference information on the TAEA website, taea.org.

Thursday – November 21, 2013

Limited Space/Materials

(CIRCLE event to pre-register)

Basic Mat Cutting and Mounting Techniques

5:00pm-6:45pm

Maximum of 12 participants Ticketed Event

Tours

(CIRCLE event to pre-register)

Evening in the Arts District

5:30pm-9:30pm

Maximum of 100 participants \$15

Friday – November 22, 2013

Limited Space/Materials

(CIRCLE event to pre-register)

All About Acrylics Hands-On Workshop Golden Paint

9:00am-10:45am

Maximum of 20 participants Ticketed Event

Basic Acrylic Color Mixing

9:00am-10:45am

Maximum of 50 participants Ticketed Event

A K-5 Clay Continuum

9:00am-10:45am

Maximum of 50 participants Ticketed Event

Come Mono Come All!

9:00am-10:45am

Maximum of 30 participants Ticketed Event

My Very Own T-shirt

11:00am-11:45am

Maximum of 20 participants Ticketed Event

Clay Castles

11:00am-11:45am

Maximum of 50 participants Ticketed Event

Drawing on the Dark (or Color) Side

11:00am-12:45pm

Maximum of 25 participants Ticketed Event

Simple Printmaking

11:00am-12:45pm

Maximum of 50 participants Ticketed Event

Golden Artist Colors Acrylics Lecture Demo

11:00am-12:45pm

Maximum of 35 participants Ticketed Event

Art Camps as a Fundraiser

12:00pm-1:45pm

Maximum of 30 participants Ticketed Event

Teaching Positive Negative Space and Color Theory

4:00pm-5:45pm

Maximum of 35 participants Ticketed Event

Friday – November 22, 2013

Limited Space/Materials

(CIRCLE event to pre-register)

Visualizing Sound

4:00pm-5:45pm

Maximum of 30 participants Ticketed Event

Simple Printmaking (repeat session)

5:00pm-6:45pm

Maximum of 50 participants Ticketed Event

2013 Project Guide Demonstrations

5:00pm-6:45pm

Maximum of 50 participants Ticketed Event

Glass Fusion Magic

5:00pm-6:45pm

Maximum of 50 participants Ticketed Event

Face to Face with Prismacolor

6:00pm-7:45pm

Maximum of 50 participants Ticketed Event

Experience Institutes

(CIRCLE event to pre-register)

Goya Mastery in Prints

9:30am-12:30pm

Maximum of 26 participants \$20

Tours

(CIRCLE event to pre-register)

Cowboys Stadium Art Tour (newly named AT&T Stadium)

9:00am-1:00pm

Maximum of 50 participants \$30

Nasher Xchange Tour

9:30am-12:30pm

Maximum of 26 participants \$15

Nasher Sculpture Center Tour

9:30am-12:30pm

Maximum of 20 participants \$20

Dallas Museum of Art Conservation Studio

9:30am-11:30am

Maximum of 26 participants \$15

The Warehouse Reception and Tour A

4:30pm-7:30pm

Maximum of 100 participants \$10

The Warehouse Reception and Tour B

5:30pm-8:30pm

Maximum of 50 participants \$10

Saturday – November 23, 2013

Limited Space/Materials

(CIRCLE event to pre-register)

Gelli Arts Workshop-Elementary

11:00am-12:45pm

Maximum of 50 participants Ticketed Event

Why Acrylic Gels Are Cool

12:00pm-1:45pm

Maximum of 50 participants Ticketed Event

2013 Project Guide Demonstrations (repeat session)

12:00pm-1:45pm

Maximum of 50 participants Ticketed Event

Art Camps as a Fundraiser (repeat session)

1:00pm-2:45pm

Maximum of 30 participants Ticketed Event

Stop Motion Animation in the Classroom

3:00pm-5:45pm

Maximum of 30 participants Ticketed Event

Mono Printmaking for Upper Elementary Artists

5:00pm-6:45pm

Maximum of 30 participants Ticketed Event

Experience Institutes

(CIRCLE event to pre-register)

Contemporary Art Workshop: Jim Hodges

11:30am-2:30pm

Maximum of 27 participants \$15

An Afternoon with Gutai at The Warehouse

11:30am-3:30pm

Maximum of 27 participants \$20

Creativity, Technology, and Making at the Dallas Museum of Art

2:00pm-5:00pm

Maximum of 27 participants \$15

Tours

(CIRCLE event to pre-register)

Dallas Arts District Architectural Walk Tour A

11:30am-2:00pm

Maximum of 15 participants \$20

Dallas Arts District Architectural Walk Tour B

1:00pm-3:30pm

Maximum of 15 participants \$20

Dragon Street Galleries and Dallas Design District Hop on/Hop off Shuttle

2:30pm-8:30pm

Maximum of 400 participants \$15

Sunday – November 24, 2013

Limited Space/Materials

(CIRCLE event to pre-register)

Come Mono Come All! (repeat session)

11:00am-12:45pm

Maximum of 30 participants Ticketed Event

Registration Information:

Pre-Registration for Limited Space/Materials Sessions, Experience Institutes and Tours

Limited Space/Materials Sessions, experience institutes and tours require pre-registration. Limited space/materials sessions are at no cost but **REQUIRE** pre-registration to attend. Pre-registration and pre-payment for experience institutes and tours is required. If you do not pre-register for limited space/materials sessions, experience institutes and tours you may register on-site if space is available.

For a complete listing of all educational opportunities, see workshops publicized under conference information on the TAEA website, taea.org.

NOTE: *The receipt included in your on-site registration will be required for entrance into all limited space/materials sessions, experience institutes and tours.*

CIRCLE the event you wish to attend, then add the fees (if applicable) to your basic pre-registration amount. There is no admittance to conference workshops, limited space/materials sessions, experience institutes or tours after they begin, after maximum attendance is reached, or for observations.

Registration Policies

Only individuals registered for and wearing badges may attend conference programs and visit the Exhibit Hall. A spouse/friend of a registrant need not register unless they wish to participate in TAEA events or enter the Exhibit Hall.

Early pre-registration must be postmarked or received at TAEA Headquarters no later than midnight, October 25th, 2013 to receive the early discount. Pre-registrations received between October 26th and midnight, November 11th will be charged late registration fees. Forms received after midnight, November 11th will be considered on-site registrations and applicable fees will apply.

A \$25.00 processing fee will be charged to all cancellations received on or before midnight, November 11, 2012.

No refunds will be issued after midnight, November 11, 2013.

Payment Information:

- PURCHASE ORDERS will be accepted with an added processing fee per order of \$20.00. **PURCHASE ORDER MUST ACCOMPANY CONFERENCE REGISTRATION FORM.**
- No telephone registrations will be accepted.
- Please retain a copy of these completed forms for your records.
- Pre-registration can be faxed with credit card payment to 972-490-4219. If faxing, do NOT mail a copy of this form. Pre-registration can also be done on-line at taea.org.

Payment:

ArtVantage Card	\$ _____
Supervisors Meeting:	\$ _____
Basic Registration Fee:	\$ _____
Purchase Order Processing Fee: (\$20.00) PO must accompany registration form.	\$ _____
Tours/Experience Institutes:	\$ _____
TOTAL	\$ _____

CIRCLE Method of Payment:

Check MC/VISA AMEX PURCHASE ORDER **(Purchase Order and \$20.00 Processing Fee must accompany registration form.)**

Credit Card Payment Information:

Print name as it appears on card:

Signature: _____

Card #: _____

Exp. Date: _____ Card Security Code: _____

Billing Address: _____

Mail completed pre-registration form and payment to:

TAEA Headquarters
14070 Proton Road
Suite 100, LB 9
Dallas, TX 75244

**Fax Pre-registration form (with credit card payment) to:
972-490-4219**



Membership Application
Texas Art Education Association
 14070 Proton Rd., Ste. 100, LB 9, Dallas, TX 75244
 Phone: 972/233-9107 x212; Fax: 972/490-4219
 Email: info@taea.org

Contact Information

Name		
Mailing Address		
Home Phone		Work Phone
Cell Phone		Fax
Email Address		

TAEA Membership Status (check one)

- ☐ I will be a new member. Please add my information to the TAEA database.
- ☐ I am a returning member. My TAEA number is: _____
 School: _____ District: _____ TAEA Area: _____

Professional Level (check one)

- ☐ Elementary ☐ Private School ☐ Supervision/Administration
☐ Middle School/Junior High ☐ Higher Education ☐ Museum
☐ Senior High
☐ Student at _____, anticipating graduation in _____.

Membership Level (check one)

- ☐ **Active \$45**
 For those engaged in the teaching of art or the direction of art programs, or in the pursuits closely related to the art education field.

☐ **Associate \$36**
 First Year Professional. For those just beginning their professional teaching career.

☐ **Retired \$16**
 For those who are retired from the art education profession.

☐ **Student \$16**
 For full-time students who are not yet employed as art educators.

☐ **Sustaining Membership \$36**
 For conference exhibitors and businesses not actively engaged in art education.

☐ **Institutional \$225**
 For institutions directly or indirectly involved in art education. Includes: ONE prepaid registration fee for the TAEA annual conference and three designated teachers' participation in VASE/Youth Art Month program – no substitutions can be made.
List names of the three participating teachers:
 1. _____
 2. _____
 3. _____

Payment Information: ☐ credit card information provided below ☐ check

Card Type: <input type="checkbox"/> Visa <input type="checkbox"/> MC <input type="checkbox"/> AmEx	Number:	Expiration:	<input type="checkbox"/> Dues	\$
	Name as it appears on card:		<input type="checkbox"/> Memorial Scholarship Fund Donation*	\$
	Billing address:	3-digit CVV2 Code (back of card):	<input type="checkbox"/> Building Fund Donation*	\$
	Signature:		TOTAL PAYMENT	\$
			*Donors of \$50+ may specify a tribute. Check one: <input type="checkbox"/> "In honor of" <input type="checkbox"/> "In memory of" Honoree:	



Executive Board

President

Linda Fleetwood
8323 Border Knoll Dr.
San Antonio, TX 78240
210-682-9362
210-381-6000 Cell
linda.fleetwood@taea.org

President – Elect

Tim Lowke
1906 Brentwood Dr.
Leander, TX 78641
512-528-0717
512-669-0815 Cell
tim.lowke@taea.org

VP Membership

Suzy Greene
8738 Fairbend
Houston, TX 77055
713-467-9603
gooder71@gmail.com

VP Elect Membership

Mel Basham
89 Pinemont Dr
Pointblank, TX 77364
936-377-5156
713-299-3519 Cell
mbasham@shepherdisd.net

VP Youth Art Month

Samantha Melvin
4801 Park Rd. 4 South
Burnet, TX 78611
512-277-0510 Cell
samantha.melvin@taea.org

VP Elect Youth Art Month

Chris Cooper
103 Oak Ridge
San Marcos, TX 78666
512-393-6842
512-757-4070 Cell
chris.cooper@smcisd.net

Secretary

Jami Bevans
406 Glade
College Station, TX 77840
979-777-5870 Cell
jbevans@csisd.org

Treasurer

Jackie Brewer
665 Palomar Dr. #205
Pensacola, FL 32507
979-204-5019 Cell
jackie.brewer@taea.org

Past President

Cheryl Evans
125 Cedar Lane
Seabrook, TX 77586
281-325-7600
713-515-1901 Cell
kapche@aol.com

Executive Director

Sara Chapman 1106
Wildflower Ct
Katy, Tx 77494
281-392-1099
Schapman04@comcast.net

Commercial

Exhibits Director

Ricia Kerber
914 Delsandri
Kemah, TX 77565
281-957-9138
281-648-7662 Cell
Rkerber59@comcast.net

VASE Director

Joey Doyle
13515 Pemberwick
Park Lane
Houston, TX 77070
281-985-6421
713-253-6454 Cell
jdoyle@aldine.k12.tx.us

Directory of Division Chairs

Elementary

Tamra Alami
428 Sumac Ct.
Murphy, TX 75094
214-636-1955
tamraalami@gmail.com

Elementary-Elect

Rebecca Schaefer
945 Hedgcoxe Road.
Plano, TX 75025
214-364-9046
rebecca.schaefer@pisd.edu

Middle School / Jr High

Yvonne Tibai
2245 Leisure Lane
League City, TX 77573
713-703-3451
ytibai@ccisd.net

Middle School / Jr High-Elect

Lisa Miller
601 W. Collins
Bremond, TX 76629
979-229-4266 Cell
lmiller@bremondisd.net

High School

Cindi Garrett
6612 Belmont Ave
Lubbock, TX 79424
806-783-8301
cindigarrett@sbcglobal.net

High School-Elect

Betsy Murphy
118 Forest Trail
Leander, TX 79424
512-259-5541
512-626-1537 Cell
betsy.murphy@leanderisd.org

Higher Ed

Teri Evans-Palmer
1122 Mt. Riga
San Antonio TX 78213
210-342-6570
210-386-9987
te10@txstate.edu

Higher Ed-Elect

Kara Hallmark
16401 Jadestone
Leander, TX 78641
512-296-7377 Cell
khhallmark@gmail.com

Museum

Elizabeth Roath
5410 Jason Street
Houston, TX 77096
818-239-2575
elizaroath@hotmail.com

Museum-Elect

Kaela Hoskings
445 North Main Avenue
San Antonio, TX 78205
210-212-4900
512-773-7407 Cell
khoskings@artpace.org

Supv./Admin.

Isabel Romero
9106 Honey Creek
San Antonio, TX 78210
210-554-2565
iromero@saisd.net

Supv./Admin-Elect

Karri Clark
12707 Gaylawood Dr
Houston, TX 77066
832-236-0156 Cell
kclark@kleinisd.net

Student

Hillary Bielstein
208 Meadow Woods Dr
Kyle, TX 78640
512-826-6674
hillarybielstein@gmail.com



Don't Forget to Vote for New Officers
Voting Ends October 4, 2013

