



**Pre-Conference Issue**



## OUR VISION

The Texas Art Education Association (TAEA) promotes quality visual arts education.

## OUR MISSION

**TAEA's vision is achieved by:**

- advocating visual arts education as an integral part of a balanced curriculum
- establishing quality art education through standards-based programs
- researching, developing, directing, and publishing best practices in visual arts education
- advancing knowledge and skills through professional development
- serving as a voice for art educators of Texas
- providing members with service and leadership opportunities
- endorsing the placement of highly qualified art educators
- mentoring the next generation of art educators

## ABOUT THE TAEA STAR

### PURPOSE & SUBMISSION GUIDELINES

The Texas Art Education Association publishes the newsletter, TAEA Star, four times a year: Fall, Spring, Summer, Winter. Letters, articles, and comments are welcome. Please include your name, address, phone number, and email address on all correspondence for certification purposes.

The purpose of the Star is to educate and communicate the association's activities to its membership. The viewpoints contained in the Star represent those of the writers and not the Texas Art Education Association. The Star reserves the right to refuse any copy based on questions regarding copyright, ethics and/or inaccuracy. The editor reserves the right to edit copy for length without loss of integrity to submitted copy.

### TEXAS ART EDUCATION ASSOCIATION STAR NEWSLETTER SCHEDULE

Delivery Date	Materials Due Date to Editor
Pre-Conference Issue (September)	July 15th
Winter Issue (January)	November 15th
Spring Issue (April)	February 15th
Summer Issue (July)	May 15th

Please send photos, articles,  
& artwork to:  
Sara Chapman  
1106 Wildflower Ct.  
Katy, Tx 77494  
(281) 392-1099 - O  
(281) 395-2339 - H

### ADVERTISING RATES

	Published Once	Published Twice	Published Three Times
Full Page Ad (7" x 10")	\$200	\$350	\$450
Half Page Ad (3.5" x 10" or 7" x 5")	\$100	\$180	\$225
Quarter Page Ad (3.5" x 5")	\$75	\$130	\$150
Eighth Page Ad (3.5" x 2.5")	\$50	\$80	\$90

Ad must be prepaid to: TAEA.Mail or E-Mail (.jpg) black & white camera-ready ad & payment to:  
Jody Henry, 14070 Proton, Suite 100 LB9, Dallas, TX 75244  
jody@madcrouch.com or info@TAEA.org

**Editor:**  
Sara Chapman, schapman04@comcast.net  
**Graphic Designer; STAR, Photographer:**  
Dani Pontus  
dani@danipontus.com  
**Executive Assistant:**  
Jody Henry, jody@madcrouch.com  
**President:**  
Linda Fleetwood, Linda.Fleetwood@nisd.net





# The Sum of Us All

**"If we could sell our experiences for what they cost us, we would all be millionaires."**

**Abigail Van Buren (Dear Abby)**

While working on TAEA Conference workshop proposals recently, I thought about the amazing amount of experience summed up in the body of workshops presented at the state conference. These bits of expertise shared by our membership and our vendors actually represent a mountain of experiences culminating in a sharing of the best we have to offer. There is no monetary value that can be placed on these treasures, but be assured that we would all be poorer if they were not shared. Talk about the oft used phrase "more bang for your buck." This is a reality at our annual conferences. We come to conference with an empty pail and leave with it brimming over – sloshing onto our students and programs in the form of new energy and new ideas.

Here is another phrase – "tighten your belt." We have all heard this one recently along with "budget crunch." Budget crunch has somehow become a priority word in our schools and is now placed in our line-up of favorite educational words like differentiation, creativity, critical thinking, problem-solving, collaboration, and literacy. We can't see how "budget crunch" can pertain to anything pedagogically valuable in education, but this new priority word can't be ignored. Don't you wish it could? The TAEA officers have been saddened by so many stories of lost jobs and budgets and know that attending a state conference seems very low on the list. However, I would propose the opposite. At this time of loss, we stand to lose an even greater commodity – our hope and enthusiasm. Without these, our jobs become mundane and shallow and we and our students are the losers because of it.

If you find yourself tempted to forego conference this year, please reconsider. It is worth the sacrifice you make to attend if only to gain that one spark of light that will carry you through the dark side and back into your sparkling effectiveness in the classroom. Let us help you find "the light at the end of the tunnel." (Have you had enough of my phrases yet?) Another suggestion – don't let the old "budget crunch" monster push you into the corner of choosing to go to the national art conference in Fort Worth instead of the state conference in San Antonio. It is awesome that the national conference is in Texas this year, but if you have to choose one or the other, choose Texas. Our conference is the largest state conference in the nation and provides as one of its main focuses hands-on workshops with relevant materials that transfer immediately into your classroom. The larger picture is always good, but in the end "there's no place like home."

So "put on your old grey bonnet," "pull up your stakes," "don't let the door hit you on the way out," and come be a "San Antone Rose" with us this coming November. "Resistance is futile" so come "make it so." "Wild horses couldn't keep me away!"

Linda Fleetwood  
President

# TABLE OF CONTENTS

<b>PRESIDENTS MESSAGE.....</b>	<b>3</b>
<b>DIVISION ARTICLES.....</b>	<b>5</b>
<b>YAM DATES.....</b>	<b>9</b>
<b>CONFERENCE INFO.....</b>	<b>14</b>
<b>TAEA APP.....</b>	<b>17</b>
<b>GENERAL SESSION SPEAKERS...</b>	<b>18</b>
<b>ART -N- SOUL.....</b>	<b>20</b>
<b>SILENT AUCTION.....</b>	<b>20</b>
<b>ADMIN LETTER.....</b>	<b>22</b>
<b>INSIDE THE STUDIO.....</b>	<b>23</b>
<b>EXPERIENCE INSTITUTES.....</b>	<b>28</b>
<b>MASTER ART EDUCATOR SERIES...</b>	<b>36</b>
<b>VENDOR SCHEDULE.....</b>	<b>39</b>
<b>LIST OF EXHIBITORS.....</b>	<b>41</b>
<b>ELECTRONIC GALLERY SUBMISSION..</b>	<b>44</b>
<b>WORKSHOP SCHEDULE.....</b>	<b>45</b>
<b>REGISTRATION FORMS.....</b>	<b>72</b>
<b>MAPS.....</b>	<b>76</b>
<b>NAEA CONFERENCE INFO.....</b>	<b>79</b>
<b>MEMBERSHIP APPLICATION.....</b>	<b>81</b>





**Elementary Division**  
**Tamra Alami**

## Reaching the minds of our students

Innovative programs are on the cutting edge to reach our 21st Century learners at the Elementary level.

Multi - intelligences, is a concept we will be exploring at our next conference in November during the Elementary Division meeting. It is a look at how we as teachers can create questions and train our students to be independent thinkers with deep cognitive expressions and reach our diverse students by understanding the differences in their thought processes.

There are 8 Multiple Intelligences and strategies that will be covered as well as an exercise to help teachers and students generate higher level thinking practices. Here is a peek at the 8 Intelligences that will be covered in our November meeting: (Visual/Spatial, Musical/Auditory, Verbal/Linguistic, Kinesthetic, Logical/Mathematical, Interpersonal, Intrapersonal, and Naturalist).

Collaboration is also critical to establish complex thinking, creativity and an impact our students with deep discussion and interaction.

Take a few minute to discover what area of the 8 intelligences is your highest strength. Take a quick test and find out: <http://psychology.about.com/library/quiz/bl-mi-quiz.htm>.

my favorite website for creative higher level thinking games is:

<http://www.mindware.com/Home/HomePage.aspx?SG=PMDMY1>

to learn more about Multiple Intelligences:

[http://www.thomasarmstrong.com/multiple\\_intelligences.php](http://www.thomasarmstrong.com/multiple_intelligences.php)

<http://www.tecweb.org/styles/gardner.html>

Connections:


Tamra Alami [tamraalami@gmail.com](mailto:tamraalami@gmail.com)

Elementary Division Chair

Rebecca Schaefer

[rebecca.schaefer@pisd.edu](mailto:rebecca.schaefer@pisd.edu)

Elementary Division Chair Elect



**Middle School Division**  
**Yvone Tilbaidu**

## Middle School: The Place to BE!!!

Most middle school art teachers are working so hard to keep the "energy alive" in their classroom at all times. They are planning and implementing content pack \ lessons that connect with the high energy of their students...paper mache

screamers, ceramic whistles, computer portraits, sculpture robots and personal drawings/prints of their friends...all original in design!

How do they keep the energy high and keep up the fast pace....drink lots of fluids, exercise and ATTEND THE TAEA CONFERENCE!!

This year they will travel to San Antonio and visit the San Antonio Convention Center during November 15-18! What will they find:

- Commercial Exhibitors with art materials,
- Dynamic Artist speakers,
- Tours and Museums, and
- Friends who share hundreds of ideas!

This is how the middle school art teacher stays "pumped" to teach at a high

effective and rigorous level. They are part of the "school district team" that grows students. Most middle school teachers are excited and demonstrate boundless enthusiasm! They get so excited about getting some very cool teaching materials and ideas that they can take back to their own students. They take extra bags and suitcases to bring back all of the "resources" they get at the conference! Why do these teachers do what they do? Because they love to see students create original works of art, they lose their breath when a student imagines an idea and actually creates that image in three-dimension. No other content gets to work at the highest level of achievement like visual arts. So, don't miss this awe inspiring experience of attending the TAEA conference and all the advantages that it brings to keeping your "energy high" and gives you so many tools for your toolbox!

*Sara Chapman...former Middle School ART Teacher*



High School Division  
Cindi Garrett

## V.A.S.E. Blue Ribbon Board listens to your concerns

The VASE Blue Ribbon Board met for a very exciting and developing two days in Houston this summer. All your concerns and comments were heard at the state event, discussed at the board meeting, and changes were made to the entire VASE event! You will be very pleased with some of the decisions made for the VASE event and for the educational process that our students and teachers will participate in as we begin our next season of the competition!

One of the new changes that will occur is that the "No Photography" rule has been removed. The board believes that this is a learning experience for both students and teachers, and the ability to take photos back to the classrooms for teacher's to present as the standard of success to their students is invaluable!

The awards ceremony at the state level has also been revamped! We feel that all the attendees at the state event

are HUGE WINNERS, and therefore they will be celebrated as they begin their day at the state event! A huge celebration and "Olympic style" opening ceremony will be added to the state event. The final closing ceremonies will be a shorter celebration that announces the Blue Ribbon exhibitors and the Scholarship awardees. The day will begin and end with a celebration tone!

The multiple forms were revamped! The model release form has been combined with the student artwork intent form to acknowledge all the student's responsibilities on a one page document. Also, the electronic media documents have been recreated, and the category has been renamed "Digital art and media". If you have questions about the new forms or changes to the competition, please do contact me for help!



Higher Education Division  
Terri Evans-Palmer, Ph.D

## Collaborations

**2nd Annual Summer Summit.** Members of Higher Education have revved up their collaborations this summer. They met in June Austin to talk about the challenges to Texas art teacher preparation programs and courses. Hosted by the University of Texas at Austin, the 2nd annual Summer Summit session proved to be a kick-back-and relax venue for art education faculty from across the state to continue the dialogue that begins in the fall. Members are encouraged to step into the research spotlight at the **2012 TAEA fall conference in San Antonio**. Higher Ed faculty and grad students may collaborate to present sessions.

**Service Learning.** Artist, Naomi Natale, hired Kara Hallmark of UT Austin to be the Texas coordinator for the One Million Bones Project in 2013. **One Million Bones**

is a large-scale social arts project, which employs service learning education and art making to raise awareness of the atrocious genocides that are occurring around the world today. Kara's goal for the project is to work with Texas art classes, groups, and organizations to create 10,000 ceramic bones for the performance display at the capital this fall.

Sign-up to create your own bone(s) in the **Students Rebuild challenge, A Path Forward**. Every bone created generates a \$1 donation, up to \$500,000, to CARE, for their work on the ground in Somalia and the Democratic Republic of the Congo. You can hand make bones yourself of clay or biodegradable material or you may have a bone made in your name for a donation of \$5. Bones created for you will be placed in your honor on the National Mall.



**Supervision/Admin  
Division  
Isabel Romero**

# TAEA Supervisor's Meeting

Mark your calendars now for the upcoming 2012 TAEA's 51st Annual Conference in the beautiful city of San Antonio. This year's theme is: "Somos El Arte! We are Art! The conference registration opens September 1. Our Supervisor's meeting will be on Thursday evening from 5–8 p.m. and on Friday morning from 8–11 a.m.

We have great topics planned for our meeting. Some of the topics will be the following: a Skutt representative will share a new innovative program for the classroom; Tim Lowke from Round Rock ISD will present a topic on "Building Community and Faculty Partnerships;" and Karri Clark will present and lead a discussion on advocacy.

We will also have the founder, Mary Cantu, of "Spare Parts," which is an organization that believes partnerships and programs centered on creative reuse practice builds smart, lasting and win/win initiatives. This would increase the creative and cultural energy of any city and beyond. As a result, spare parts reduces landfill tonnage. Spare Parts purpose is unprecedented in San Antonio. It is the leader in reuse education through the arts.

Please sign up and join us for the Supervisors meeting to network, gain and share new ideas.

[WWW.AMERICANCERAMICS.COM](http://WWW.AMERICANCERAMICS.COM)
[WWW.AMERICANGLASSSUPPLY.COM](http://WWW.AMERICANGLASSSUPPLY.COM)
[WWW.POTTERYCONSULTANT.COM](http://WWW.POTTERYCONSULTANT.COM)

 <p><b>AMERICAN CERAMICS</b> PRESENTS</p>	<p><b>KILNS</b></p>  <p><b>KAPOW</b></p>	<p><b>SWOOSH</b></p>  <p><b>SWOOSH</b></p>	<p><b>GLAZES</b></p>  <p><b>BANG</b></p>
 <p><b>BAM!</b></p> <p><b>BISQUE</b></p>	<p><b>SHAZAM!</b></p> <p><b>TEACHER IN-SERVICE</b></p>	<p><b>GLASS FUSING</b></p>  <p><b>ZAAAP</b></p>	<p><b>WHEELS</b></p>  <p><b>BOOM!</b></p> <p><b>TOLL FREE</b> <b>1-866-535-2651</b></p>





VP/Youth Art Month  
Samantha Melvin

## Taking the Creative Leap!

Celebrating what we do in the art classrooms across Texas as we do at conference--this year will be no exception. We have incredible art educators sharing their process, their techniques for motivating, cultivating and nurturing the creative spirit, and it is up to each of us to push ourselves and our students in taking the creative leap.

**How can we share what we do?** By exhibiting our students work throughout the school year, and letting our students do the talking about their process, their technique and their inspiration, we explain our teaching process. We can use their words to share with other students, colleagues, and administrators. By gathering their reflections, we see why art matters. It isn't just about Youth Art Month--it is year-round art education advocacy. We provide interdisciplinary, visual thinking and creative problem-finding situations for our students. These are challenges to which our students must find solutions. By

sharing the framework for creative thinking and the ensuing divergent outcomes, we say:

### **Art Education is vital for every learner!**

We continue to advocate for our students and our programs by participating in Youth Art Month with TAEA. Join us in celebrating YAM at the conference at the general session, as well as at the YAM Breakfast at 7am on Sunday! Be sure to check out our newest flag by Makenna from Katy ISD, a fantastic addition to our collection.

Get ready to send in your YAM Flag entry by Dec. 10th--we want every district in Texas participating in our YAM events! Registration info at [www.taea.org](http://www.taea.org) click on YAM booklet.

**Keep in touch!** [www.twitter.com/smelvin](http://www.twitter.com/smelvin)  
And follow TAEA-- [www.twitter.com/TXarted](http://www.twitter.com/TXarted)  
[www.facebook.com/TexasArtEducationAssociation](http://www.facebook.com/TexasArtEducationAssociation)

### **We are here for you!**

Samantha Melvin [artteaches@hotmail.com](mailto:artteaches@hotmail.com)  
& Chris Cooper [chris.cooper@smcisd.net](mailto:chris.cooper@smcisd.net)



Pictured from left to right; Suzanne Greene, Alisa Meli, Samantha Melvin, and Chris Cooper



This years Youth Art Month Flag!



### **TAEA ON FACEBOOK!**

[HTTP://WWW.FACEBOOK.COM/TEXASARTEDUCATION-ASSOCIATION](http://www.facebook.com/TexasArtEducationAssociation)

**Affordable  
essentials  
for art  
educators.**

**FREE  
Lesson  
Plans &  
Videos!**



## MEHNDI ART GLOVES

Introduce students to the ancient Indian art of henna body decoration through this inspiring lesson plan.

**DickBlick.com/lesson-plans/mehndi-art-gloves**

**BLICK®**

800•447•8192 DickBlick.com

## Youth Art Month Texas Art Education Association 2012-2013 Important Dates!

TASA/TASB Online Registration	August 8th-Sept. 5th
TASA/TASB Postmark Deadline (mailed to RJ Richey Elementary, Burnet, TX)	September 5th
TASA/TASB Convention in Austin, TX Exhibit and Art Education Showcase	Sept. 28th-30th
TAEA Conference in San Antonio, TX	November 15-18th
YAM Flag Entries Postmark Deadline (mailed to RJ Richey Elementary with parent permission form)	December 10th
Notification of YAM Flag Division Winners	January 4th, 2013
YAM Capitol Exhibit Online Registration	Dec. 14th- Jan. 11th
YAM Capitol Exhibit Postmark Deadline	January 12th
YAM Capitol Exhibit Judging	January 26th
YAM Capitol Exhibit Notifications by email (to district representatives)	February 6th
YAM Capitol Exhibit Letters of Notification (to students and teachers)	February 11th
<b>March is Youth Art Month</b> (save photos and stories for Samantha! send to <a href="mailto:artteaches@hotmail.com">artteaches@hotmail.com</a> )	
NAEA Convention in Ft. Worth, TX (check out the YAM National Exhibit)	March 7th-10th
YAM Capitol Exhibit set-up at State Capitol	March 15th
YAM Capitol Exhibit, State Capitol, Austin	March 16th-24th
YAM Capitol Exhibit and Celebration	March 24th
Save artwork for TASA/TASB before the school year ends	
YAM photos and stories with your YAM report due	June 15th
TAEA YAM Report due at National	July 25th
TASA/TASB (2013) Online Registration	August 9th-Sept. 6th
TASA/TASB (2013) Postmark Deadline Samantha Melvin, TAEA YAM VP Send artwork to: RJ Richey Elementary, 500 E. Graves, Burnet TX 78611 Home address for YAM scrapbooks and reports: 4801 Park Road 4 South, Burnet TX 78611 Phone: 512-277-0510	September 7th



## Museum Division Elizabeth Roath



# Cultivating Communities

I want to extend congratulations to Bridget Hoyt who has accepted a position at Notre Dame! Unfortunately with this incredible move came a vacancy in the Museum Division Chair. I am honored and privileged to step into this essential and imperative position. I look forward to working alongside the many talented, creative, and dedicated museum educators in Texas.

An idea that has been swirling about my brain has been the concept of a community. Who is in your community? How do new voices and viewpoints of community partners compliment and enhance your programs, tours, and education initiatives? Do you cultivate different communities based on exhibition, subject or audience? How can we as museum educators look beyond the usual suspects of community partners to create more opportunities to serve our audiences? The possibilities are endless and boundless. With that, I want to encourage you to attend

this year's conference in San Antonio. The conference is a wonderful opportunity for professional development, but also an opportunity to reconnect with other educators across the state, share best practices and to cultivate our community of art educators. I hope you have all "liked" the TAEA Museum Division Facebook page. My hope in the coming year is to continue to utilize and grow this online community of museum educators. If you have ideas or topics you wish to be included in the discussion during our Museum Division Meeting, please email me these suggestions. Hope to see you all on the Riverwalk this November!

Elizabeth Roath [eroath@crowcollection.org](mailto:eroath@crowcollection.org)  
Kaela Hoskings [khoskings@artpace.org](mailto:khoskings@artpace.org)

## VP/Membership Division Suzanne Greene



# Ah the power of a TAEA Workshop!

Don't miss out on the San Antonio Conference. Meet new friends, learn about great workshops that will make you a better teacher, and bring a new TAEA member. Mel and I have several surprised planned for you. We challenge you to bring someone NEW to TAEA to conference. We will have a short form for you to fill out about who you bring then simply drop the form into our WHO box and you will be in a drawing for a basket of Texas Artistic goodies.

Janie Nathan is a middle school art teacher in Spring Branch ISD. When reading over the conference workshop offerings last fall, she was intrigued by the In The Box Workshop taught by Lois Gibson. She immediately signed up for it and eagerly looked forward to this event. After attending the workshop she was so impressed by Lois' message that she asked her how this might be applied to teaching middle school students. Lois

suggested that she attend her week long class at Northwestern University during June. Janie thought of this for the next three months, then decided to go for it and attend the class. The class lived up to her expectations. They worked in pairs one looking at a photograph for a few minutes then describing it to their partner to draw. Afterwards the results were compared to see who got the likeness the best. They then switched roles with a new image. Lois went over several of her cases, instructed them on facial bone differences among the races, showed them how most people draw noses too long, and talked to them about the importance of teeth. She also instructed them in how to draw age progression and Jamie is practicing on her newest granddaughter. Janie is now certified to work with police departments and plans to follow this dream when she retires. Go get those bad boys and girls Janie!



# WHO WILL YOU

# BRING...



Counselor principal coach new teacher husband friend school board member local art council core teacher vice principal congressional representative wife neighbor retired teacher local artist department chairs college professor art education major counselor principal coach new teacher husband friend school board member local art council private school teacher vice principal wife core teacher art education major college professor retired teacher department chair congressional representative husband friend school board member local art council core teacher vice principal congressional representative wife neighbor retired teacher local artist department chairs college professor art education major counselor principal coach new teacher husband friend school board member local art council private school teacher vice principal wife core teacher art education major college professor retired teacher department chair congressional representative counselor principal

## TO CONFERENCE?



**WE ARE ART!**

**NOVEMBER 15 -18, 2012**

**San Antonio Convention Center**

200 E. Market St, San Antonio, Texas 78205

**Hilton Palacio del Rio**

200 South Alamo St., San Antonio, TX, 78205, 1-210-222-1400



# We Are Art!

Texas Art Education Association welcomes you to this year's fall conference, November 15-18, 2012, in San Antonio, TX, where our theme is ¡Somos el Arte! or We Are Art! We have amazing sessions and activities for you in an amazing and festive city!

The conference will be at the San Antonio Convention Center right across from the Hilton Palacio del Rio, our host hotel.

Join us – your “Tres Amigas” Co-Chairs Kate Carey, Mary Hierholzer, and Jennifer Janak – and our amazing San Antonio committee as we plan to inspire and energize you.



(in photo left to right: Linda Fleetwood, Karri Clark, Elise Johnson, Mary Cantu, Kaela Hoskings, Mary Hierholzer, Clif Tinker, Kate Carey, Jennifer Janak)

**Triarco SKETCH KIT**  
RA13444



**Triarco** Offers a Great Selection of Exclusive Art Kits!

Contact us for your **FREE** Catalog!

PHONE: **1-800-328-3360**  
TOLL FREE FAX: **1-877-727-2380**  
WEB: **ETRIARCO.COM**

**Triarco Arts & Crafts**  
2011 Catalog  
Keep your eye on the prize!  
FREE SHIPPING  
00-328-3360  
Fax: 1-877-727-2380  
www.com

**REGISTER FOR THE  
SAN ANTONIO  
CONFERENCE ON-  
LINE NOW!  
WWW.TAEA.ORG**





## **Henry B. Gonzalez Convention Center**

200 E. Market St., San Antonio, Texas 78205

The Henry B. Gonzalez Convention Center is a beautiful and unique facility that reflects the local cultures and spirit of the San Antonio area. Artworks and interior design is a vital part of this experience. Even the carpet has been specially designed to tell the San Antonio story. For more information about the artists and interior design, view the slideshow on the convention center website at <http://d20inzoloc25ob.cloudfront.net/documents/pdf/HBGCCArtCarpet.pdf>



## **Hilton Palacio del Rio**

200 South Alamo St., San Antonio, Texas, 78205, 1-210-222-1400

<http://www3.hilton.com/en/hotels/texas/hilton-palacio-del-rio-SATPDHF/index.html>

## **Parking**

### **Hotel Parking**

Self parking \$22.00 (Plus Tax)

Valet parking \$35.50 (Plus Tax.)

### **Convention Center Parking**

For more detailed information about directions, parking prices and locations, see the convention center website at <http://www.sahbgcc.com/default.asp?sanantonio=46>

#### **Convention Center Parking**

Market St. (between Bowie and I37)

#### **Marina Garage**

Market St. & Bowie

#### **Riverbend Garage**

N. Presa & Market St.

#### **Tower Parking**

Bowie St. (between Market & Cesar Chavez)

#### **Grand Hyatt Parking Garage**

Bowie St. @ Market St.



## ***San Antonio International Airport***

**Location:** San Antonio International Airport is located in Northern San Antonio, approximately eight miles or 15 minutes from the downtown area. Loop 410 and U.S. 281 are the two highways providing access to the main entry points.

Shuttle service to downtown hotels is available from the airport. For more information, see the San Antonio International Airport website at <http://www.sanantonio.gov/aviation/>.

## ***Directions to Convention Center/Hotel***

**Hilton Palacio del Rio, 200 South Alamo St.  
Convention Center, 200 E. Market St.**

### **Traveling from the San Antonio International Airport:**

Take Highway 281 South to the East Cesar Chavez Blvd. exit. Turn right on East Cesar Chavez Blvd. to Alamo St. Turn right on Alamo to Market St.

### **Traveling South from Dallas / Austin:**

Travel IH-35 South to San Antonio. IH-35 South intersects with IH-37 South to Corpus Christi. Take IH 37 South to the East Cesar Chavez Blvd. exit. Turn right on East Cesar Chavez Blvd. to Alamo St. Turn right on Alamo to Market St.

### **Traveling West from Houston:**

Travel IH 10 West to San Antonio. IH 10 West intersects with IH 37 North toward Johnson City. Take IH 37 North to the East Cesar Chavez Blvd. exit. Turn left on East Cesar Chavez Blvd. to Alamo St. Turn right on Alamo to Market St.

### **Traveling North from Corpus Christi:**

Travel IH 37 North toward San Antonio to the East Cesar Chavez Blvd. exit. Turn left on East Cesar Chavez Blvd. to Alamo St. Turn right on Alamo to Market St.

### **Traveling East from El Paso:**

Travel IH 10 East toward San Antonio. IH 10 East intersects with IH 35 South toward Laredo. Take IH 35 South to the East Cesar Chavez Blvd. exit. Continue on East Cesar Chavez to Alamo St. Turn left on Alamo St. to Market St.

## ***On-Site Concessions***

Concessions will be available at the Convention Center during conference hours in the Lobby Bridge. More dining options are available at the Hilton Palacio del Rio and at various restaurants along the Riverwalk within walking distance.

**TEXAS ART EDUCATION ASSOCIATION**  
**Conference Specifications**  
**San Antonio Convention Center/Hilton Palacio del Rio**

**MEETING SPECIFICATIONS:**

<i>DAY:</i>	<i>TIME:</i>	<i>GROUP:</i>	<i>PLACE:</i>
<b>Wed</b>	3pm-4pm	TAEA/CC Pre-Con meeting	CC Room, Flora
	6pm-10pm	Conference Committee Work	Gallery
	7pm-12am	Executive Board Meeting	Imperial Suite, Hotel
<b>Thur</b>	7am-9pm	Registration	Gallery
	8am-4pm	Council-at-Large	River Room 001B
	12N-1pm	Lunch/Council-at-Large	River Room 001B
	7am-4pm	Exhibitors/Move In	Exhibit Hall A
	4pm-8pm	Workshops	Breakout rooms
	4pm-7pm	Exhibitors open	Expo A
	5pm-8pm	Supervisor's Meeting 1	River Room 001B
<b>Fri</b>	7am-7pm	Registration	Gallery
	7:45am-8:15am	Exhibitor Showcase (ArtAdvantage)	Exhibit Hall A
	8:15am-9am	Exhibitor Showcase (all)	Exhibit Hall A
	8am-11am	Supervisor's Meeting 2	River Room 001B
	8:15am-2pm	Exhibits Open (Closed 2:00pm-4:00pm)	Exhibit Hall A
	9am-2pm	20-25 Break Out Sessions	Breakout rooms
		Walk Up Workshops	Locations
	2pm-4pm	<b>First General Session</b>	Ballroom A
	4pm-7pm	Exhibits Open	Exhibit Hall A
	4pm-7pm	20-25 Break Out Sessions	Breakout rooms
		Walk Up Workshops	Locations
	4:30pm – 5:30pm	Awards Reception	Exhibit Hall A, SE
<b>Sat</b>	8am-2pm	Registration	Gallery
	8am-9am	20-25 Break Out Sessions	Breakout rooms
	9am-11am	<b>Second General Session</b>	Ballroom A
	11am-3pm	Exhibitors Open	Exhibit Hall A
	11am-8pm	20-25 Break Out Sessions	Breakout rooms
		Walk Up Workshops	Locations
	7pm-9:30pm	Artisan's Market	Gallery
<b>Sun</b>	7am-8am	Youth ART Month Breakfast	Stetson Rm, Hotel
	8am – 9am	Area Meetings	Breakout rooms
	9am-11am	<b>Third General Session</b>	Salon del Rey
	11:30am-12:30pm	Fellows Reception	Stetson Rm, Hotel
	10:30am-3pm	10 Break out Sessions	Breakout rooms
	1pm-2pm	Board Meeting	Imperial Suite, Hotel





San Antonio Conference 2012  
Nov. 15-18

*We Are Art!*



***NEW!***

## TAEA Smart Phone App for Conference!

- Create your own Schedule
- Take notes in workshops right in your session space
  - Rate your workshops instantly
- Get constant updates of Conference changes
  - Maps of Convention Center and Hotel
  - Vendor Information and Map
  - Much More!

*Download instructions coming soon – look for TAEA emails and on the TAEA website*

# General Session Speakers for the San Antonio 2012 TAEA Conference



## Vincent Valdez (Friday)

American, born 1977, San Antonio, Texas  
Valdez grew up in San Antonio and demonstrated talent for drawing at an early age. As a young muralist, he began exploring imagery that pertained to social/political statements. Vincent received a full scholarship to The Rhode Island School of Design where he earned his BFA in 2000. In 2004 at age 26,

Stations, Valdez's suite of monumental charcoal drawings, was shown at the McNay Museum in Texas. He was the youngest artist to have a solo exhibition at the McNay. He has made prints with Hare and Hound Press, Self Help Graphics, and the Serie Project of Coronado Studios. Exhibition venues include: The Los Angeles County Museum of Art, The Snite Museum of Art, The Frye Museum, The Mexican Museum Chicago, The Parsons Museum in Paris, The El Paso Museum of Art, OSDE Buenos Aires, Laguna Art Museum and others. A recipient of the Skowhegan School of Painting '05 and The Vermont Studio Center '11, Valdez lives and works in San Antonio, TX.



## Todd White (Saturday)

Born in 1969 in Texas, he came from humble roots. During his twenties he relocated to Hollywood and worked in the animation field, developing characters at some of the most renowned production studios in the country. He was even part of the lead team for the international hit cartoon series SpongeBob SquarePants. During this period Todd started to forge his artistic style by experimenting with style and concept. Hands are a focal point as he's always been impressed by how powerfully and expressively tiny gesticulations can amplify an actor's performance. "Everyone's hands are full of personality," says Todd, "They reflect the subject's state of mind almost as much as facial expressions."

Subconsciously, he spends his life people-watching scribbling down sketches whatever the situation (often on napkins, even tablecloths) to record an idea for his next work. Beneath the exaggerated features and textured skin of his characters there is truth. Both theirs and ours. He was chosen from hundreds of artists as the Official Artist of the GRAMMY® Awards in 2007, the world's most prestigious music event. And in 2009, Todd was invited by Warner Bros. to contribute to a major design exhibition celebrating the 70th Anniversary of The Wizard of Oz. Todd collaborated with Coca Cola in 2010 to produce limited edition bottles and cans. His unique box signature appears right on the product, which is the first time Coca-Cola has given credit to a fine artist in this manner. In 2011 Todd was awarded one of the United Kingdom's most prestigious accolades in the shape of the

Diana Princess of Wales Gold Medal, after donating his portrait of the Princess to the Diana Awards charity. Only 11 people to date, Todd now included as the only American, have been honored with the Award. Todd flew to London to officially receive the award. Following a string of record-breaking shows in the UK, Todd returned to the US to even greater acclaim, and has become one of the worlds most collectable and successful living artists.



### **Sam Carter Gilliam, AEA, M.A. (Sunday)**

As an instructor for the Department of Human Communication and Theatre at Trinity, and a member of Actors' Equity Association, Sam's career in the professional theatre and arts education spans close to 40 years. A passionate advocate for the arts, Sam regularly performs for conferences and spiritual retreats throughout the United States. Of great joy is her

partnership and collaboration as a visual artist with her husband, Steve, in their theatrical design company, SLG Design & Creative Talent. The Gilliams' scenic design for their fourth national tour of FIDDLER ON THE ROOF is currently playing the USA and Canada.



# Help!

## YES WE CAN



### Ceramics & Glass Fusing educational assistance in your classroom

**American to the rescue!** Lesson plans, in-services, kilns, wheels, clay, glazes, brushes, books, molds, glass equipment and supplies!

**American Ceramic Supply Co. & American Glass Supply Co.**

2442 Ludelle St. Fort Worth, TX Toll Free **1-866-535-2651**

[www.AmericanCeramics.com](http://www.AmericanCeramics.com)

[www.AmericanGlassSupply.com](http://www.AmericanGlassSupply.com)



# ***TAEA Giving Back***

***TAEA has established two traditions for giving back to the community. Please join us this year to continue these traditions in giving back.***



## **Art-N-Soul**

We invite you to participate in our annual Art-N-Soul program by donating money or supplies to enrich children's lives with art. TAEA members are encouraged to donate money or new and unused art supplies for children pre-K to 12<sup>th</sup>. Monetary donations will be used to purchase art supplies and the supplies will be donated to 4 children's homes in San Antonio. This is a great project for local art education associations and your campus service organizations, such as art clubs and National Art Honor Societies. Bring your new and unused art supplies to the conference drop-off point for Art-N-Soul in the **Convention Center Gallery**, near Registration or we will also accept your monetary donations for purchasing supplies for these groups.



## ***Brushes Up for Art Education*** **Silent Auction**

Raise your brushes to support art education! The annual silent auction has become a fun and unique tradition, where TAEA members show off their creative skills to raise money for the TAEA scholarship fund. This year's theme is ***Brushes Up for Art Education!*** We are looking for your innovative, creative artworks that incorporate ***paint palettes and artist brushes***.

Prior to conference, fill out the pre-registration form and send via email to: Mary Hierholzer at [mshier@satx.rr.com](mailto:mshier@satx.rr.com). Completing this form will help us know how much space is needed. Then, bring your donation for the silent auction to the conference drop-off point in the **Convention Center Gallery**, near Registration, Friday morning from 8 am to 1 pm. During the conference, stop by the silent auction tables and bid on your favorite works—Bidding will begin Friday at 4 pm. Finally, return to the silent auction area on Saturday afternoon from 4 to 6 pm to pay for and pick up the artworks you win. Proceeds from the auction will go to the TAEA scholarship fund.



## ***Brushes Up for Art Education***

### **Silent Auction Intent Form**



Name: \_\_\_\_\_ Email: \_\_\_\_\_

School/District: \_\_\_\_\_ Phone #: \_\_\_\_\_

Title of Work: \_\_\_\_\_

Estimated Value: \_\_\_\_\_

#### **Preparing your work:**

- Small items should be attached to a backing at least 6" square.
- Items that go together should be attached in some manner.
- If you bring a display aid (easel, base, stand, etc.) that you would like returned, label it with your contact information and pick it up at the end of the auction. Any display aids left after Sunday's General Session will become the property of TAEA.
- If you feel that the value of your donation is significant, please let the volunteer know at the time of check-in.



All bids will start at \$5 and \$10 unless otherwise noted by the artist that the value is higher. Volunteers at check-in will help determine the starting bid.

**Auction items should be check in at the auction tables between 8 am and 1 pm on Friday in the Convention Center Gallery, near Registration.** Auction bidding begins at 4 pm on Friday, and will close Saturday at 3 pm. Winners may pay and pick up their items between 4 and 6 pm on Saturday at the auction tables.

Send Intent Form to: Mary Hierholzer

Email to [mshier@satx.rr.com](mailto:mshier@satx.rr.com)

Or mail to Mary Hierholzer, 7173 FM 1628, San Antonio, TX 78263



Dear (Administrator),

As you consider the importance of quality professional development for your staff members, please consider an opportunity important to me: the annual **Texas Art Education Association Conference**. This conference is the highlight of the year for art educators across the state and provides an opportunity to connect with others from elementary to higher education who share the same experiences in the classroom that I do.

This year's conference will be held **November 15-18** in San Antonio at Hilton Palacio del Rio. Some of the activities include the following:

- Hundreds of quality artworks, PreK through college as well as museum studies
- Hands-on classes that show innovative techniques in the classroom – workshops are scheduled from 9AM until 9 PM, and provide CPU credit hours
- Workshops providing information on special-needs students
- Vendors with up-to-date information on classroom supplies
- 1000's of other educators willing to share information that benefit students
- Off-site workshops at museums, colleges, and other venues
- Nationally recognized keynote speakers
- Workshops that integrate the TAKS, TEKS, and other core related subjects
- Updated information on programs such as AP, VASE, and Youth Art Month
- Strands specifically designed to meet the needs for the various grade levels
- Grants, advice, and information on saving, garnering, and finding funding for the art classroom
- Colleges and art schools providing information on scholarships that will benefit our students

It is my goal to provide quality art education for the students in our school while also sharing and mentoring other art educators from across the state. I am asking for your support to attend this year's conference on Thursday through Sunday so that I might accomplish these goals. I hope you will let me know as soon as possible, so that our district will be eligible for the discounted registration rate. You can visit [www.taead.org](http://www.taead.org) for information on this conference. Please consider this valuable opportunity and let me know if you can be of support with registration or hotel expenses.

Sincerely,

Thank you for your support of arts education!

Linda Fleetwood  
President-Elect TAEA



# Inside the Studio



## Vincent Valdez

**Bio:** Vincent was born in San Antonio, TX, in 1977, and grew up in San Antonio. He demonstrated talent for drawing at an early age and as a young muralist, he began exploring imagery that pertained to social/political statements. Vincent received a full scholarship to The Rhode Island School of Design where he earned his BFA in 2000. In

2004 at age 26, Stations, Valdez's suite of monumental charcoal drawings, was shown at the McNay Museum in Texas as he was the youngest artist to have a solo exhibition at the McNay. He since has shown at many museums and galleries internationally. Valdez lives and works in San Antonio, TX.

**Workshop Title:** The Figure in Contrast

**Descriptor:** Known for astonishing realistic detail in his charcoal, Valdez leads a charcoal workshop focused on drawing the figure. Participants feel free to bring a photographic reference for figure studies. Valdez often uses friends, family, or himself as models for his drawings. His brother, for instance, served as the model for his Stations series that features a boxer as a Christ figure in various stages of the cross. This hands-on workshop is free and has seats for 80 hands-on participants (first-come-first-seated & ArtVantage members have seating privileges) as well as seating for 200 observers.

**All Level**

**Enrichment**

**1 hr 45 min**

**Room 001 (001A hands-on, 001B observe)**

**Friday – 6:00-7:45 PM**



## Todd White

**Bio:** Todd was born in 1969 in Texas, coming from humble roots. During his twenties he relocated to Hollywood and worked in the animation field and was part of the lead team for the international hit cartoon series SpongeBob SquarePants. During this period Todd started to forge his artistic style by experimenting with style and concept. Subconsciously, he spends his life people-watching scribbling down sketches – whatever the situation – to record an idea for his next work.

He has earned many prestigious commissions and awards, including the UK's Diana Princess of Wales Gold Medal, the only American to be honored with the Award.

**Workshop Title:** Transforming Shapes to Characters

**Descriptor:** Transform geometric shapes into characters or cartoon characters with Todd White, one of the animators responsible for Nickelodeon's highest rated show, SpongeBob SquarePants. This hands-on workshop is free and has seats for 80 hands-on participants (first-come-first-seated & ArtVantage members have seating privileges) as well as seating for 200 observers.

**All Level**

**Enrichment**

**1 hr 45 min**

**Room 001 (001A hands-on, 001B observe)**

**Saturday – 1:00-2:45 PM**



**Sam Gilliam**

**Bio:** As an instructor for the Department of Human Communication and Theatre at Trinity, and a member of Actors' Equity Association, Sam's career in the professional theatre and arts education spans close to 40 years. A passionate advocate for the arts, Sam regularly performs for conferences and spiritual retreats throughout the United States. Of great joy is her partnership and collaboration as a visual artist with her husband, Steve, in their theatrical design company, SLG Design & Creative Talent. The Gilliams' scenic design for their fourth national tour of FIDDLER ON THE ROOF is currently playing the USA and Canada.

**Workshop Title:** The Daily Doodle

**Descriptor:** Brain training for the artist with a mini-ride through the creative process and how artists approach new ideas. This session encourages art teachers to re-examine the rich potential of the spatial and relational context in which creativity unfolds. An assortment of exercises will explore the special language used in the art studio, and various phases of the creative process as ways to ignite the "artistic mindset," inviting students to "see and feel and think like artists" as they explore and develop skills that will empower them to bring their visions to life. This hands-on workshop is free and has seats for 80 hands-on participants (first-come-first-seated & ArtVantage members have seating privileges) as well as seating for 200 observers.

**All Level**

**Enrichment**

**1 hr 45 min**

**Room 001 (001A hands-on, 001B observe)**

**Saturday – 11:00 AM-12:45 PM**



### **Samantha Melvin**

**Bio:** Samantha Melvin teaches art at RJ Richey Elementary in Burnet, TX. In 2011-12, she participated in the Art21 Educator Institute, focusing on contemporary art, artists and themes. Named National Elementary Art Educator in 2012 by the National Art Education Association, she has served the NAEA as Western Region Elementary Division Director and on various committees. Currently serving the TAEA as Youth Art Month VP and as a member of the Executive Board, Samantha presents regularly on best practices for TAEA, NAEA and CEDFA (the Center for Educator

Development in Fine Arts.) Samantha nurtures self-expression through authentic, collaborative and reflective artistic practice.

**Workshop Title:** Tips for Elementary!

**Descriptor:** Involve your students in a creative team activity using LCD microscopes and plenty of reflection, observation, and drawing to springboard into abstract work. Follow this with a portrait project with text and you have some successful processes not only to engage students, but to also inspire creative thinking and problem-solving.

**Elementary**

**1 hr 45 min**

**Room 001 (001A hands-on, 001B observe)**

**Saturday – 5:00-6:45 PM**



### **Suzanne Greene**

**Bio:** Suzanne Greene taught art at the middle school level in Spring Branch ISD for 40 years.

A graduate of Southern Methodist University with a BFA in Art Education all levels, Suzy has served TAEA as a regional rep, middle school chair, YAM VP, and is currently the Membership VP. Her honors include Middle School Art Educator of the Year, Art Educator of the Year, TAEA Fellow, and the Texas PTA Extended Service Award. She loves to present new and innovative workshops at conference, mini conferences, and teacher in-services.

**Workshop Title:** Tips for Middle School!

**Descriptor:** Learn how to help your middle schoolers think deeply about themselves and their expression, become self-expressive and communicate their intent. Join Suzy as she shows step-by-step how to combine paper

cutting techniques and photography to create imaginative self-portraits based on the art of Stefan Sagmeister's book "Things I Have Learned In My Life So Far". This hands-on workshop is free and has seats for 80 hands-on participants (first-come-first-seated & ArtVantage members have seating privileges) as well as seating for 200 observers.

**Middle School/Jr High**

**Effective Teaching Practices**

**1 hr 45 min**

**Room 001 (001A hands-on, 001B observe)**

**Friday – 4:00-5:45 PM**





**Nicole Brisco**

**Bio:** Nicole is a practicing artist and a full time art educator. She has been the visual arts instructor at Pleasant Grove High School in Texarkana, TX, for 15 years. Over these years she has dedicated herself to creating an academic and creative atmosphere for her students. In 1999 she started the Advanced Placement program in her school and her program is now recognized

throughout the country as a model of success. In the past 13 years her students have received 98% 5's on the exam and have garnered over 1.5 million dollars in scholarships. Her students have won numerous awards including over 65 VASE Gold Seals. She has served TAEA in many capacities and is currently the NAEA Secondary Western Division Chair. Along with serving on various boards and working as editor and author of courses, she has won many awards including the TAEA High School Art Educator of Year.

**Workshop Title:** Tips for High School!

**Descriptor:** Engage students in creative drawing techniques and prompts that challenges them to think as well as create! In this hands on workshop participants will be given a series on unique drawing and painting prompts that will combine traditional and innovative media. Compositional strategies will be highlighted to reinforce the balance between technical and conceptual aspects of high school art making. This hands-on workshop is free and has seats for 80 hands-on participants (first-come-first-seated & ArtVantage members have seating privileges) as well as seating for 200 observers.

**High School**

**Effective Teaching Practices**

**1 hr 45 min**

**Room 001 (001A hands-on, 001B observe)**

**Friday – 12:00-1:45 PM**

**Go 2**

**WWW.TAEA.ORG**

**For TONS of  
information!**

**Earn CPE Credit**

- State of Texas Approved Provider
- Over 350 classes annually to choose from
- Weekend workshops with master artists



**SSA**  
**Southwest School of Art**  
[www.swschool.org](http://www.swschool.org)  
Augusta @ Navarro | San Antonio

**Beginning in Fall, 2013:  
Bachelors of Fine Arts program**



## SCAD FOR EDUCATORS. SCAD FOR STUDENTS.

SCAD is the university for creative careers—for students and for educators.

Visit SCAD on the Web for information about educator scholarships, distance learning and professional development opportunities designed exclusively for educators.

Support students' academic and artistic development through the SCAD Challenge scholarship competition, opportunities for financial aid and scholarships, and summer programs for all ages.

Learn more at [scad.edu/educators](http://scad.edu/educators).

**SCAD**® The University for Creative Careers®

ATLANTA HONG KONG LACOSTE SAVANNAH eLEARNING



# EXPERIENCE INSTITUTES: TAEA 2012

**FRIDAY, NOVEMBER 16, 2012, 9 – 11AM**

- **Art in the Garden**

Friday, November 16, 9 – 11am

Maximum of 20 participants

\$20

Combining lush plants, eye-catching landscapes, and gorgeous vistas, the San Antonio Botanical Garden exemplifies the inspiration that nature provides many artists. Here you will discover colorful floral displays, a serene pond surrounded by native forest plants, exotic specimens from around the world, modernistic glass pyramids and picturesque historic log cabins. Join our staff for a unique guided tour of our stunning Garden and experience "Art in the Garden." Explore hands-on, nature-based art activities based on the work of artist Giuseppe Arcimboldo and Andy Goldsworthy. Combine art history, studio art, and nature studies to try with a class on a field trip to the Garden. Garden admission, bus transportation to the San Antonio Botanical Gardens, and supplies included.

- **Escuela YOU!**

Friday, November 16, 9 – 11am

Maximum of 20 participants

\$20

The Guadalupe Cultural Arts Center is an extraordinary multidisciplinary organization dedicated to the arts and culture of the Chicano/Latino/Native American peoples. Come explore their dynamic programs through a hands-on project and learn ways you can incorporate their ideas into your classroom with a lesson plan from their innovative Escuela Project. Bus transportation to the Guadalupe Cultural Arts Center, supplies, and lesson plan will be included.

- **The Legacy of Linda Pace**

Friday, November 16, 9 – 11am

Maximum of 20 participants

\$20

Join a morning discovering the world of artist, collector, and philanthropist Linda Pace. Enjoy a private tour of the Linda Pace Foundation and its collection of extraordinary works on view at the Foundation's Camp Street campus. The afternoon will end with refreshments in CHRISpark with time to explore and sketch in the park. Bus transportation to the Linda Pace Foundation and refreshments included.

- **Studio Workshop: Raku 2 Go (A)**

Friday, November 16, 9 – 11am

Maximum of 20 participants

\$35

Test-run methods of a traditional Japanese art form and take home an original raku masterpiece. Educators leave with ideas for incorporating raku into their art classroom. Ryan McKerley, Austin Potter & Ceramicist, leads the hand-on workshop. Bus transportation to Clay World and supplies included.



# EXPERIENCE INSTITUTES:

- **Walking Mural Tour (A)**

Friday, November 16, 9 – 11am

Maximum of 30 participants

\$10

Listen to personal stories of artists and see beautiful public art pieces that compliment the organic beauty of one of the oldest areas of our state - San Antonio's Westside. The tour includes an in-depth orientation on the history and programs of San Anto Cultural Arts and the socio-economic and historical background of the neighborhoods encompassing the mural district. Take a tour through the neighborhoods of San Antonio's Westside as you view, investigate and learn about the process of the creation of each mural and the people who created these street masterpieces.

## FRIDAY, NOVEMBER 16, 2012, 1 – 3PM

- **An Afternoon with Blue Star**

Friday, November 16, 1 – 3pm

Maximum of 15 participants

\$20

Blue Star Contemporary Art Center invites you to visit for a hands-on project featuring Blue Star's Alex Rubio, Gallery Manager of the MOSAIC After School Program. Now in its twenty-fifth year, Blue Star is the first and longest-running venue for contemporary art in San Antonio hosting over twenty exhibitions each year featuring both emerging and world-renowned artists within its four on-site galleries and multiple off-site locations within the community. Your afternoon at Blue Star is sure to help you inspire the emerging artists in your classroom. Supplies and bus transportation to Blue Star included.

- **Aphrodite and the Gods of Love**

Friday, November 16, 1 – 3pm

Maximum of 40 participants

\$20

Known today as the goddess of love and beauty, Aphrodite, or Venus as she was known to the Romans, was one of the most powerful ancient Greek divinities and a favorite subject in ancient art. *Aphrodite and the Gods of Love*, on display at the San Antonio Museum of Art September 15, 2012 to February 17, 2013, reveals a more complex picture of this popular ancient goddess. Workshop includes lesson plans and a tour of *Aphrodite and the Gods of Love* followed by a hands-on workshop led by Lead Art Educator Noel Bella Merriam. Museum admission, lesson plans, and bus transportation to the San Antonio Museum of Art included.

- **Simple Mechanical Motion**

Friday, November 16, 1 – 3pm

Maximum of 12 participants

\$20

In conjunction with the Southwest School of Art's exhibition *InterPlay: Mechanical Objects* this hands-on learning experience will focus on the simple construction methods and the physics involved in creation of mechanic objects — with the aim to expand the perception of art beyond a static aesthetic form and encourage viewers to engage with art objects intimately through experience. In this workshop learn ideas behind applying mechanical motion to art projects in your classroom. Discover the endless possibilities of simple cranks, levers, cams, and linkages using easily manipulated and affordable materials (matt board, glue, wire, etc.). Bus transportation to the Southwest School of Art included.

# EXPERIENCE INSTITUTES:

- **Clay World Studio Workshop: Raku 2 Go (B)**

Friday, November 16, 1 – 3pm

Maximum of 20 participants

\$35

Test-run methods of a traditional Japanese art form and take home an original raku masterpiece. Educators leave with ideas for incorporating raku into their art classroom. Ryan McKerley, Austin Potter & Ceramicist, leads the hand-on workshop. Bus transportation to Clay World and supplies included.

- **Then and Now: An Artpace Exploration of Identity**

Friday, November 16, 1 – 3pm

Maximum of 20 participants

\$20

Artpace San Antonio's current Window Works exhibition showcases the work of Más Rudas, a contemporary Xicana art collective based in San Antonio. This hands-on workshop led by Más Rudas focuses on using personal timelines to create a dialogue about family, history, and popular culture. Talk with the artists about their work and explore lesson plans that use art to reflect on cultural and community identities. Bus transportation to Artpace, supplies, and lesson plans included.

## FRIDAY, NOVEMBER 16, 2012, 5:30 – 9:30PM

- **Night in the Museum(s)**

Friday, November 16, 5:30 – 9:30pm

Maximum of 300 participants

\$30

The McNay Art Museum, a modern art collection, and the San Antonio Museum of Art, an encyclopedic collection, open their doors to TAEA conference attendees for a progressive reception. Spend the evening first exploring McNay exhibitions *Estampas de la Raza: Contemporary Prints from the Romo Collection* and *America's Finest: Recent Works by Vincent Valdez*, featuring TAEA Keynote Speaker. Then head to the San Antonio Museum of Art to see exhibitions *Aphrodite and the Gods of Love* and *Adad Hannah: Intimate Encounters*. Enjoy wine and light refreshments at each museum as well as tours and teacher resources. Museum admission and bus transportation to both museums included.

## SATURDAY, NOVEMBER 17, 2012, 10AM – 12PM

- **Focus on Contemporary Art with Sarah Sudhoff**

Saturday, November 17, 10am – 12pm

Maximum of 20 participants

\$20

Discover the world of contemporary photography through the eyes of Artpace San Antonio's International Artist-in-Residence Sarah Sudhoff. At Artpace you'll get to look, learn, create, and reflect by exploring Sudhoff's recently opened exhibition, participating in a hands-on workshop with the artist, and investigating ways that you can present contemporary art to your students through innovative lesson plans. Bus transportation to Artpace, supplies, and lesson plan included.

# EXPERIENCE INSTITUTES:

- **Studio Workshop: Math + Mosaic**

Saturday, November 17, 10am – 12pm

Maximum of 20 participants

\$35

Frank Stella, Piet Mondrian, and Josef Albers used color theory and geometric devices to construct their abstract compositions. Educators create an abstract mosaic inspired by these artists, but with their own twist. Artist Laurel Gibson instructs. Bus transportation to Clay World, supplies, and a lesson plan included.

- **To Die For: Exploring Dia de los Muertos**

Saturday, November 17, 10am – 12pm

Maximum of 25 participants

\$20

Visit SAY Sí for an in-depth look into their current exhibition *Muertitos Fest (a celebration of Dia de Los Muertos)*. Enjoy light refreshments while exploring their spaces, including the Black Box Theatre and gallery, then join SAY Sí instructors for multidisciplinary-workshops that are culturally focused and will be sure to inspire your classroom. Snacks, supplies, and bus transportation to SAY Sí is included.

- **Walking Mural Tour (B)**

Saturday, November 17, 10am – 12pm

Maximum of 30 participants

\$10

Listen to personal stories of artists and see beautiful public art pieces that compliment the organic beauty of one of the oldest areas of our state - San Antonio's Westside. The tour includes an in-depth orientation on the history and programs of San Anto Cultural Arts and the socio-economic and historical background of the neighborhoods encompassing the mural district. Take a tour through the neighborhoods of San Antonio's Westside as you view, investigate and learn about the process of the creation of each mural and the people who created these street masterpieces.

## SATURDAY, NOVEMBER 17, 2012, 11:30AM – 1PM

- **Riverboat Lunch on the San Antonio River (A)**

Saturday, November 17, 11:30am – 1pm

Maximum of 20 participants

\$35

Tour the downtown landscape and architecture while enjoying a traditional San Antonio meal. Mexican lunch from the famous Casa Rio restaurant and a guided tour will be provided during this relaxing cruise down the river. Walk to boat.

- **Riverboat Lunch on the San Antonio River (B)**

Saturday, November 17, 11:30am – 1pm

Maximum of 20 participants

\$35

Tour the downtown landscape and architecture while enjoying a traditional San Antonio meal. Mexican lunch from the famous Casa Rio restaurant and a guided tour will be provided during this relaxing cruise down the river. Walk to boat.



# EXPERIENCE INSTITUTES:

**SATURDAY, NOVEMBER 17, 2012, 1 – 3PM**

- **Aphrodite and the Gods of Love**

Saturday, November 17, 1 – 3pm

Maximum of 40 participants

\$20

Known today as the goddess of love and beauty, Aphrodite, or Venus as she was known to the Romans, was one of the most powerful ancient Greek divinities and a favorite subject in ancient art. *Aphrodite and the Gods of Love*, on display at the San Antonio Museum of Art September 15, 2012 to February 17, 2013, reveals a more complex picture of this popular ancient goddess. Workshop includes lesson plans and a tour of *Aphrodite and the Gods of Love* followed by a hands-on workshop led by Lead Art Educator Noel Bella Merriam. Museum admission, lesson plans, and bus transportation to the San Antonio Museum of Art included.

- **Portraits of Americana**

Saturday, November 17, 1 – 3pm

Maximum of 20 participants

\$20

TAEA Keynote Speaker Vincent Valdez has a solo exhibition at the McNay Art Museum entitled *America's Finest: Recent Works by Vincent Valdez*. The artist also has screenprints in the McNay exhibition *Estampas de la Raza: Contemporary Prints from the Romo Collection*. Engage with works honoring contemporary warriors and celebrating Mexican American artists. Try a variety of drawing exercises designed for the classroom and museum gallery. Supplies, bus transportation to the McNay Art Museum, and museum admission included.

- **Studio Workshop: The Science of Glaze**

Saturday, November 17, 1 – 3pm

Maximum of 20 participants

\$35

Confused or curious about glazes? Glaze expert Tim Martin debunks and discusses the science of this art form. Educators leave with examples, samples, and lesson plans. Bus transportation to Clay World included.

- **Vector Art 101**

Saturday, November 17, 1 – 3pm

Maximum of 20 participants

\$20

Find out about more about vector art with San Antonio artist Michael Menchaca and learn to create your own with Adobe Illustrator. Menchaca's print *Cuando El Río Suena Gatos Lleva from Codex Migratus*, is on view at the McNay Art Museum in the exhibition *Estampas de la Raza: Contemporary Prints from the Romo Collection*. In addition to working with Menchaca, participants receive a private tour of the exhibition which also includes prints by TAEA Keynote Speaker Vincent Valdez. Supplies, bus transportation to the McNay Art Museum, and museum admission included.

# EXPERIENCE INSTITUTES:

**SATURDAY, NOVEMBER 17, 2012, 5 – 7PM**

- **Happy Hour at Artpace San Antonio**

Saturday, November 17, 5 – 7pm

Maximum of 150 participants

\$25

Slow down your busy weekend with a reflective and relaxing happy hour at Artpace San Antonio. Elementary and middle school educators are invited to visit the newly opened International Artist-in-Residence, Window Works, and Hudson (Show)Room exhibitions. The evening will include hands-on mini workshops, 10-minute tours, and more all while enjoying refreshing beverages and light snacks. Bus transportation to Artpace included.

- **Happy Hour at the Southwest School of Art**

Saturday, November 17, 5 – 7pm

Maximum of 250 participants

\$25

High School art teachers are invited to enjoy a special happy hour at the Southwest School of Art. Drinks, tapas, and live music will fill the Navarro Campus patio, and guests can explore the exhibition, *Interplay*, featuring mechanical objects created by outstanding artists from the U.S. and Great Britain or visit instruction studios for metals, photography, papermaking, book arts, printmaking, and digital media. Guides will provide information and goodie bags related to the Southwest School of Art's new BFA degree program. Bus transportation to Artpace included.

## Earn CPE Credit

- **State of Texas Approved Provider**
- **Over 350 classes annually to choose from**
- **Weekend workshops with master artists**



**Beginning in Fall, 2013: Bachelors of Fine Arts program**

# ***Student Exhibitions***

## ***Local Student Art Exhibit***

Check out the local student exhibit in the Ballroom A corridor. Pre-K to 12<sup>th</sup> grade student artworks from local school district in the San Antonio area will be on display Thursday through Saturday during the conference.

## ***State VASE Gold Seal Exhibit***

The state VASE Gold Seal exhibit will be on display in Exhibit Hall A, Thursday through Saturday while the commercial exhibits are open. This amazing show of high school art is a traveling show that recognizes the top 150 artworks from the 2012 State Visual Arts Scholastic Event. Traditionally, the TAEA conference is the final stop for this show every year. However, this year the Gold Seal show will not be distributed during the conference, but will be held for exhibition at the National Art Education Association conference in Fort Worth, March 7-10, 2013.







**Organization Name:** McNay Art Museum and San Antonio Museum of Art

**Contact Person:** Kate Carey or Katie Erickson

**Contact Email:** [kate.carey@mcnayart.org](mailto:kate.carey@mcnayart.org) or [katie.erickson@samuseum.org](mailto:katie.erickson@samuseum.org)

**Contact Phone:** 210.805.1768 (mcnay) 210.978.8151

**Preferred Day & Time:** Friday, 5:30–9:30 pm (6:00–7:30 pm at the McNay  
7:30–9:00 pm at SAMA)

**Instructor/Leader:**

**Title:** Night in the Museum(s)

**Size Limit:** 300 participants

**Description:**


The McNay Art Museum, a modern art collection, and the San Antonio Museum of Art, an encyclopedic collection, open their doors to TAEA conference attendees for a progressive reception. Spend the evening first exploring McNay exhibitions *Estampas de la Raza: Contemporary Prints from the Romo Collection* and *America's Finest: Recent Works by Vincent Valdez*, featuring TAEA Keynote Speaker. Then head to the San Antonio Museum of Art to see exhibitions *Aphrodite and the Gods of Love* and *Adad Hannah: Intimate Encounters*. Enjoy wine and light refreshments at both locations as well as tours and teacher resources. Museum admission and bus transportation included.

**Fee:** \$30



theMcNay





# MASTER ART EDUCATOR SERIES

Do you agree with Babe Ruth when he said, “Don’t let the fear of striking out hold you back?” If your strike zone has grown and you need rejuvenating, consider the tools found in TAEA’s MASTER ART EDUCATOR strand.

Again, the Texas Art Education Association offers its MASTER ART EDUCATOR Strand, created to provide members successful tools for their educator tool boxes. The profile includes 12 essential attributes. When these are absorbed, adopted and implemented as needed – in part or in whole – they will enable art teachers to find real success in their classrooms and real joy in their profession. They can also serve as examples to other content area teachers because educators in the fine arts are blazing the trail of authentic learning for children.

**Are you a brand new art educator?**

**Are you an art educator with alternative certification?**

**Are you an art educator looking for a specific solution?**

**Are you an art educator in search of all the tools you can find?**

**Are you in need of rejuvenation?**

If you answered “yes” to any of the above, come to the Annual Conference and plumb the depths of the Master Art Educator with us. There are 12 amazing Master Art Educators who will be guiding these sessions.

The 12 Attributes (and sessions) are: 1. Sees developing relationship with students as key to student success, 2. Builds an effective classroom environment, 3. Successfully integrates across the curriculum, 4. Teaches process and technique through the creation of art, 5. Establishes a collaborative and/or collegial environment between teachers and students, and students and students, 6. Applauds creative thinking rather than mimicry – differentiating instruction for unique results, 7. Establishes high standards with formative, summative and authentic assessment – enabling students to set and reach high goals, 8. Relates the creative process and problem-solving skills to everyday life, 9. Actively engages students at all times, 10. Believes in students in a positive way – all students have potential, 11. Seeks continuing development in their field – is a perpetual learner, and 12. Is an active artist.

So – come and explore this strand with us. We’ll “weave” it together!

## **Linda Fleetwood**

### **1. MASTER ART EDUCATOR: Relating to Students – Key to Student Success**

In this session, learn that the Master Art Educator sees developing relationship with students as key to student success. Students know they are cared for with risk factors removed. Students care about learning because teacher cares about them with the student/teacher relationship based on mutual respect. The teacher is a facilitator rather than dictator and advocates for his/her students and program. Genuine interest is taken in student interests and activities.

**Tim Lowke****2. MASTER ART EDUCATOR: Building an Effective Classroom Environment**

In this session, learn that the Master Art Educator builds an effective classroom environment. The room is organized, but functional, and is instructionally specific with the room arrangement related to assignments. The room could appear as organized chaos as students direct their own learning. It contains samples of historical, professional, exemplary student, and career idea artworks. Safety concerns are evident and visible within the organization of the classroom and students are given choices within the safe environment.

**Alisa Meli****3. MASTER ART EDUCATOR: Integrating Across the Curriculum**

In this session, learn that the Master Art Educator successfully integrates across the curriculum. Accomplished curricular by tying art to core norms in writing, vocabulary, measuring, environmental science, etc. and by teaching other content teachers how to incorporate art into their curriculum thereby creating student relevance. Accomplished through enhancing school climate by taking part in fine arts and spirit events.

**Jennifer Janak****4. MASTER ART EDUCATOR: Process and Technique**

In this session, learn that the Master Art Educator teaches process and technique through the creation of art. Scaffolding is used to teach process and teaching is differentiated for different student learning styles. Also, traditional art methods are deconstructed and constructed for further scaffolding. Many different teaching strategies are used: teacher demonstration, guest speakers, field trips, samples, etc. Students are encouraged to self-discover and then their findings are celebrated. They are given casual exploration time provided with formative checking without the pressure of summative assessment. There are no cookie cutter projects; both process and product are utilized for the students to examine, explore, express, and evaluate.

**Samantha Melvin****5. MASTER ART EDUCATOR: Establishing a Collaborative and Collegial Environment**

In this session, learn that the Master Art Educator establishes a collaborative and/or collegial environment between teachers and students, and students and students. The art room is a safe environment that allows communication; agreeing to disagree, exploring, discovering, and trying. The teacher is a guide or facilitator who leads students to destinations. The teacher keeps it “light” – learning to laugh and using a sense of humor. There is a climate of mutual respect as students are people – not lesser beings. The teacher shows students their own artwork and has students observe them working. Students are encouraged to create their own rubrics and criteria and peer collaboration and tutoring is welcomed and encouraged. The teacher creates quality questions – giving students ample time to reply – then probes farther to encourage deeper thinking. Instruction is not limited to just the art classroom but is found in other disciplines and in the community.

**Nicole Brisco****6. MASTER ART EDUCATOR: Creative Thinking**

In this session, learn that the Master Art Educator applauds creative thinking rather than mimicry and there is differentiation for unique results. Students are encouraged and expected to look outside their comfort zones and approach things in new ways to stretch them for growth and positive feedback is given to encourage. Open-ended projects and different types of materials are provided to help students stretch. There are student-led changes and



teachers welcome and celebrate student discovery. Brainstorming strategies are encouraged and teachers help students make connections with their own experiences for authentic instruction.

### **Debi Waltz**

#### **7. MASTER ART EDUCATOR: Establishing and Reaching High Standards Through Assessment & Pedagogy**

In this session, learn that the Master Art Educator establishes high standards with ongoing formative, summative and authentic assessment – enabling students to set and reach high goals. Teachers provide a balanced curriculum – teaching the TEKS but then extending them. Creativity is cultivated and arrangements are made for thoughtful engagement with art. Connections are made for relevance so that students develop a healthy global world view. Learning is student-centered and class critiques are positive and productive. Varied pedagogical strategies are used: ask 3 before me, evaluate/produce/re-assess, brain-based activities, peer critiques, differentiation, etc. Students are encouraged to be risk-takers and problem-solvers and teachers set high expectations and demonstrate a “can do” success-driven attitude.

### **Mel Basham**

#### **8. MASTER ART EDUCATOR: Relating the Creative Experience to Everyday Life**

In this session, learn that the Master Art Educator relates the creative process and problem-solving skills to everyday life. Teachers keep learning real, establishing relevance to produce rigor. Students are encouraged to create artwork that relates to their lives and their cultures. Teachers get to know their students – making relevant connections and valuing their culture and experiences. They motivate their students like a coach and help others see the importance of creativity and the arts.

### **Suzy Greene**

#### **9. MASTER ART EDUCATOR: Actively Engaging the Student**

In this session, learn that the Master Art Educator actively engages students at all times. Learning is student-centered (with teacher orchestrating), concept driven, relevant to the student, encouraging, cross-curricular, engaging, student-guided, and teambuilding. The classroom appears as organized chaos as learning is accomplished through communication, collaboration and movement – teacher to student and student to student. Teacher uses communication pedagogical strategies like: think-pair-share, peer critique based on the Critical Method, 100% participation, and differentiation. There are no worksheets or technique practices without application to real artwork. Laughter is encouraged and open-ended projects are used to give students freedom of choice. Expectations are overt or transparent and therefore criteria and guidelines are provided for the student.

### **Mary Hierholzer**

#### **10. MASTER ART EDUCATOR: Is Positive – Believes in Students**

In this session, learn that the Master Art Educator believes in students in a positive way – all students have potential and all start each day anew. Teacher establishes a “Yes You Can” atmosphere – helping students find their unique gifts – and establishes an open-ended approach to learning. Teacher is happy in his/her work with a joyful attitude knowing that a successful and positive attitude starts with the teacher. Teacher is encouraging and celebrates creative problem-solving skills. Order in the classroom is established to maintain peace and safety. Teacher is flexible, forgiving, merciful, professional, positive, encouraging, mentoring, resilient, and has respect for the students, the school, and community.

### Christine Bain

#### 11. MASTER ART EDUCATOR: Seeks Continuing Development

In this session, learn that the Master Art Educator seeks continuing development in their field – is a perpetual learner. Teachers stay up-to-date because the field of art education is always changing and they must feed themselves artistically to stay fresh, innovative, and creative. Teachers must stay ahead of the curve because they are preparing students for jobs that have not even been created yet so creative problem-solving is essential. The world changes fast in the information age and new research impacts practice and can make the difference in student success. Teachers must stay energized and happy in the profession and must use research and new strategies while keeping what is best of tried and true practices.

### Cheryl Evans

#### 12. MASTER ART EDUCATOR: Is a Practicing Artist

In this session, learn that the Master Art Educator Is an active artist because teachers relate best to a student if they are still learning as well. Teachers showing and creating their own artwork display and demonstrate the creative spirit. It also builds relationships with students and increases trust and relevance; giving them confidence in their teacher. Practicing artists/teachers introduce the artist's lifestyle as a career choice and help students be proud to be involved in the arts. Practicing artists/teachers also stay on the cutting edge of new materials and trends and demonstrate innovation which builds personal experiences that students relate to.

## Vendor Schedule

Thursday: 4 – 7 P.M.

*Friday 7:45 A.M. until 8:15 A.M.*

*for "Artvantage Card" holders*

8:15 A.M. Doors open for attendees

(No other workshops will be going on until 9 A.M.)

2:00 – 4:00 P.M. Exhibits Closed for General Session

4:00 – 7:00 P.M. Exhibits open

Saturday 11:00 A.M. – 3:00 P.M. Exhibits Open

3:00 P.M. Exhibits Close. Tear down

For more information contact: Ricia Kerber  
Commercial Exhibits Director

# TAEA

## Conference to Feature 60+ Vendors

TAEA members are encouraged to pack their walking shoes for the commercial vendors exhibit. The Exhibit doors swing open on Thursday, from **4:00 – 7:00 P.M.** Always a crowd pleaser, the exhibit hall will be packed with vendors ready and willing to share new ideas, new products, and some great shopping. Once again, the Vendors Showcase will be held on Friday morning from **8:15 – 9:00 A.M.** giving TAEA members an uninterrupted time to visit the booths. Members wishing to get a jump on the shopping are encouraged to purchase the **ARTvantage Card** which allows those lucky members to slip in at 7:45 – 8:15 to avoid the rush. **ARTvantage cards** are available at the registration desk for a nominal fee.

An added feature this year will be the Vendor's Workshop area set up inside the Exhibit Hall. A variety of hands-on workshops will be offered, and are listed in the conference program.

Remember to schedule plenty of time to visit the Exhibit Hall and check often to see if you have won one of the hundreds of door prizes!





## San Antonio Exhibitors 2012

A Franklin & Associates # 618	National Art Education Association
Abbeville Press, Inc. # 400	# 419
ACIS # 219	Nasco # 403
Activa Products # 314	New Hampshire Institute of Art # 119
Amaco/Brent # 309, 408	Newell Rubbermaid Sanford # 617
American Ceramic & Glass Supply	Olympic Kilns # 504
# 320, 324, 321, 323	Original Works # 301
Armadillo Clay & Supply # 507, 509	Pacon Corporation # 404
Art to Remember # 500	Paragon Industries # 319
Artful Illusions # 416, 418	Porch School & Art Support # 413, 512
Artome' # 115	Royal Brush Mfg. # 113
Asel Art Supply # 614, 616	Santa Fe University of Art & Design
Blick Art Materials # 313, 315	# 216
Carpenter-Wild Associates # 513, 515,	Sargent Art # 606, 608
612	SAS Shoes # 108
Ceramic Store of Houston # 307	Savannah College of Art & Design # 114
Clay World # 109, 208	Sax Art Education # 407, 409
Colarts of America # 602, 604	Shimpo Ceramics # 104, 106
Coyote Clay and Color # 105	Skutt Ceramic Products, Inc. # 306, 308
Crayola, LLC # 415, 417	Spa Escape-Beauty Control # 619
Crescent Cardboard # 405	Spectrum Glazes # 514
Cress Mfg. Company# 412, 414	Square 1 # 101, 200
Davis Publications # 202, 204	TAEA Headquarters # 118, 120, 122
Denton Art Girls # 600	Texas Art Supply # 621, 623
Dixon Ticonderoga # 215, 217	Texas Lettering Arts Council # 213, 312
Encaustikits # 203	Texas Pottery supply & Clay Co.# 601
FIDM/Fashion Institute of Design &	The Center for Recycled Art # 318
Merchandising # 117	Triarco Arts & Crafts # 201, 300
Flourish Company # 613, 615	
FM Brush Company-Dynasty Brush	
# 305	
General Pencil Company # 402	
Minneapolis College of Art & Design	
# 218	
Mittlermade # 218	

Electronic Gallery Article  
Chris Cooper

CALLING ALL MEMBERS—

I know you're all really busy this time of year with a new semester, new students, maybe a new classroom or course...but don't forget to take time for yourself now and then. Showcase your own artwork for a change... plan to submit your own fabulous creations to the Electronic Gallery in time for our 2012 Fall Conference Nov. 15-18 in San Antonio.

Our gallery, as usual, is open to submissions from TAEA members only; each member can submit up to 5 images, 2D or 3D, done in any medium. Artwork must have been done in the past three years, and works previously submitted to the Electronic Gallery may not be re-entered. Each entry must be accompanied by a \$5.00 fee; the money we collect will be used for cash prizes in this juried show, and to cover Electronic Gallery expenses.

Preferred method for submission is via electronic file, in JPEG format, burned onto a CD along with identifying information. Slides or photos will also be accepted, but electronic files are encouraged. Make sure that digital files are in the neighborhood of 5 x 7" to 8 x 10", at 200ppi. Smaller files, especially those saved at a lower resolution, will not be of sufficient quality to properly showcase your work.

If you need digital photography tips, or how-to information, contact the Electronic Gallery chair, Chris Cooper, either by email at [chris.cooper@smcisd.net](mailto:chris.cooper@smcisd.net), or by phone during the school day at 512-393-6842. Our entry info sheet and submission form are available online at [www.taea.org](http://www.taea.org).

So let your own creative juices flow; let the Electronic Gallery inspire you to create some fantastic art for us to showcase at our November conference and on the TAEA website. Submissions for the 2012 Electronic Gallery are due to Chris Cooper by October 15, 2012.





# TAEA ELECTRONIC GALLERY INFORMATION—2012



**TAEA's Electronic Gallery is a way for you, the artist-teacher, to showcase your own artwork both at our annual conference and on the TAEA website. It is a juried show, open only to TAEA members. All 2D and 3D work is accepted, and cash awards will be given to the juror's top picks in each category.**

**NOTE:** if you choose to email your work, please make JPEGs sufficiently large for electronic display.

## ELIGIBILITY

- Entrants must be current TAEA members.
- Artwork must have been made within the past 3 years.
- Artwork must not have been previously entered in the Electronic Gallery.
- 2D or 3D artwork is accepted, in any medium.
- Limit 5 entries per person.

## FEES

- Entrants must send a \$5.00 non-refundable fee per entry—all monies collected are used for prizes and Electronic Gallery expenses.
- Checks & money orders are accepted, made payable to: **TAEA Electronic Gallery.**

## FORMAT

**Electronic files:** Must be saved in JPEG format on a CD/DVD. Identify each image with artist's name, address, title, medium, and artwork size.

- Save images at roughly 8 x 10" size, at 200-300ppi; the image should appear the way you want it to be displayed.
- Artist & artwork info should be in a Word file also burned on the CD/DVD.
- Crop out all unnecessary areas, including mats and frames. Please remove glass, acetate, or Plexiglas coverings before photographing the work.
- If more than one image is submitted, each image title on the CD/DVD must be a different number or artwork title, and should match what is written on the separate entry form.
- Open image files on a different computer to check that the image and its information will open and is correct.
- For digital photo tips or how-to-save information, email [chris.cooper@smcisd.net](mailto:chris.cooper@smcisd.net)

**Slides:** Must be 35mm slides in standard mounts. Mark slides with TOP, FRONT, name, address, title, medium, and artwork size. Artist/artwork information should be included as a paper document.

**Send media, entry form (one per entry), check or money order, and self-addressed envelope to:**

Chris Cooper  
San Marcos High School  
2601 Rattler Road  
San Marcos, TX 78666





# TAEA ELECTRONIC GALLERY SUBMISSION FORM 2012

**SUBMISSION DEADLINE: OCTOBER 15, 2012**

Name \_\_\_\_\_

TAEA # \_\_\_\_\_ Email \_\_\_\_\_

Address \_\_\_\_\_ City, St., Zip \_\_\_\_\_

Day Phone \_\_\_\_\_ Evening Phone \_\_\_\_\_

Institution \_\_\_\_\_ Position \_\_\_\_\_

## IMAGE #1

Medium \_\_\_\_\_

Title \_\_\_\_\_

## IMAGE #2

Medium \_\_\_\_\_

Title \_\_\_\_\_

## IMAGE #3

Medium \_\_\_\_\_

Title \_\_\_\_\_

## IMAGE #4

Medium \_\_\_\_\_

Title \_\_\_\_\_

## IMAGE #5

Medium \_\_\_\_\_

Title \_\_\_\_\_

**I have enclosed along with this form (one form per entry):**

☐  
☐  
☐

My \$5.00 fee per entry (check or money order)

My electronic files (on CD/DVD) or slide(s)/photo(s), identified by number or title

A self-addressed stamped envelope (send only one regardless of number of entries; if you want your media returned, send a large enough envelope)

**Send it all to:**

***chris.cooper@smcisd.net***

**Chris Cooper  
San Marcos High School  
2601 E. McCarty Lane  
San Marcos, TX 78666**

***day: 512-393-6842***

## PERMISSION FORM

**By signing this form, I give TAEA permission to incorporate my artwork into an electronic display, which will be used at the TAEA annual conference and on the TAEA website.**

Name \_\_\_\_\_ Date \_\_\_\_\_

<p>Thu., 11/15/2012 ALL 8:00 AM to 4:00 PM Location: ROOM 001 B</p> <p><b>TAEA Executive Council / Council-At-Large Meeting</b> (Advocacy)</p> <p>Presenter(s): Linda Fleetwood</p> <p>General Business meeting of TAEA's Council at Large.</p> <p><b>8 hours</b></p>	<p>Thu., 11/15/2012 HS/AP,HS 5:00 PM to 6:30 PM Location: EXHIBIT HALL A1</p> <p><b>Mixing a Modern Palette</b> (Curriculum)</p> <p>Presenter(s): Beth Wild</p> <p>Golden Acrylics takes color mixing further. With a new mixing palette, aimed at mixing colors with a modern sensibility. Bright, opaque colors, that mix cleanly and get you all the way around the color wheel, assuring you and your students are successful</p> <p><b>1 hour and 30 minutes</b></p>	<p>Thu., 11/15/2012 ALL 5:00 PM to 5:45 PM Location: EXHIBIT HALL A2</p> <p><b>Animal Mash-up! Fantastic Mixed Media Creations!</b> (Curriculum)</p> <p>Presenter(s): Linda Sheets</p> <p>Create your own mythical mixed media animals using Ampersand panels. Using magazine and paper collage you can assemble animals that only exist in your imagination! Workshop will have a hands-on component along with samples and project information hand-outs.</p> <p><b>45 minutes</b></p>
<p>Thu., 11/15/2012 ALL 5:00 PM to 6:30 PM Location: EXHIBIT HALL A3</p> <p><b>Creative Collage Sponsored by Art to Remember</b> (Curriculum)</p> <p>Presenter(s): Cheryl Evans</p> <p>Collage, drawing, painting...loosen up and watch the magic happen! Come see how you can translate this juicy medium into a student masterpiece. Once you have the masterpiece, turn it into jaw-dropping artworks that you can use to promote your art program.</p> <p><b>1 hour and 30 minutes</b></p>	<p>Thu., 11/15/2012 ALL 5:00 PM to 5:45 PM Location: EXHIBIT HALL A4</p> <p><b>Lasagna Painting Technique</b> (Enrichment)</p> <p>Presenter(s): Alex Preston</p> <p>Using Jacquard products, create compatible designs and have fun. Everyone gets wonderful results. Everything you need will be provided.</p> <p><b>45 minutes</b></p>	<p>Thu., 11/15/2012 SUPV 5:00 PM to 8:00 PM Location: ROOM 001 B</p> <p><b>Supervisor's Meeting 1</b> (School Climate)</p> <p>Presenter(s): Isabel C. Romero</p> <p>It is that time of year to focus on the importance of our efforts to promote quality art education in the schools of Texas. The benefits our organization provides are numerous. All Supervisors are encouraged to attend this meeting.</p> <p><b>4 hours</b></p>

## Vendor Schedule

Thursday: 4 – 7 P.M.

*Friday 7:45 A.M. until 8:15 A.M.  
for "Artvantage Card" holders*

8:15 A.M. Doors open for attendees

(No other workshops will be going on until 9 A.M.)

2:00 – 4:00 P.M. Exhibits Closed for General Session

4:00 – 7:00 P.M. Exhibits open

Saturday 11:00 A.M. – 3:00 P.M. Exhibits Open

3:00 P.M. Exhibits Close. Tear down

For more information contact: Ricia Kerber  
Commercial Exhibits Director

<p>Fri., 11/16/2012 SUPV 8:00 AM to 11:00 AM Location: ROOM 001 B</p> <p><b>Supervisor's Meeting 2</b> (School Climate)</p> <p>Presenter(s): Isabel C. Romero</p> <p>It is that time of year to focus on the importance of our efforts to promote quality art education in the schools of Texas. The benefits our organization provides are numerous. All Supervisors are encouraged to attend this meeting.</p> <p><b>4 hours</b></p>	<p>Fri., 11/16/2012 HS/AP,HS 9:00 AM to 10:30 AM Location: EXHIBIT HALL A1</p> <p><b>Creating Texture in Acrylic</b> (Curriculum)</p> <p>Presenter(s): Beth Wild</p> <p>One of the advantages of acrylics is the variety of texture that can be achieved. Learn about acrylic gels by working with them to achieve different painted effects. Gels are the "secret" in acrylic painting. Limit 50</p> <p><b>1 hour and 30 minutes</b></p>	<p>Fri., 11/16/2012 ELEM,SUPV 9:00 AM to 9:45 AM Location: EXHIBIT HALL A2</p> <p><b>Davis Publications Presents a Fine Art &amp; Vocab Program</b> (Curriculum)</p> <p>Presenter(s): Barbara Place</p> <p>Discussions4Learning is designed to develop high-level vocabulary based on discussions of fine art images and real world photos. The presentation will include strategies for how the art teacher can incorporate images and vocabulary into existing art instruction.</p> <p><b>45 minutes</b></p>
<p>Fri., 11/16/2012 ALL 9:00 AM to 10:30 AM Location: EXHIBIT HALL A3</p> <p><b>Creative Collage Sponsored by Art to Remember*</b> (Curriculum)</p> <p>Presenter(s): Cheryl Evans</p> <p>Collage, drawing, painting...loosen up and watch the magic happen! Come see how you can translate this juicy medium into a student masterpiece. Once you have the masterpiece, turn it into jaw-dropping artworks that you can use to promote your art program.</p> <p><b>1 hour and 30 minutes</b></p>	<p>Fri., 11/16/2012 ALL 9:00 AM to 9:45 AM Location: EXHIBIT HALL A4</p> <p><b>Fun Painting with Flowable Paints</b> (Enrichment)</p> <p>Presenter(s): Alex Preston</p> <p>Back by special request! Join us as we paint with flowable, vibrant colors of Dye-Na-Flow from Jacquard Products. All supplies included.</p> <p><b>45 minutes</b></p>	<p>Fri., 11/16/2012 ALL 9:00 AM to 11:00 AM Location: OFFSITE - CLAY WORLD</p> <p><b>Studio Workshop: Raku 2 Go (A)</b> (Curriculum)</p> <p>Presenter(s): EXPERIENCE INSTITUTE</p> <p>Test-run methods of a traditional Japanese art form and take home an original raku masterpiece. Educators leave with ideas for incorporating raku into their art classroom. Ryan McKerley, Austin Potter &amp; Ceramicist, leads the hand-on workshop. Bus transportation to Clay World and supplies included. Limit 20 - Cost \$35</p> <p><b>2 hours</b></p>
<p>Fri., 11/16/2012 ALL 9:00 AM to 11:00 AM Location: OFFSITE- GUADALUPE CULT. ARTS CTR</p> <p><b>Escuela YOU!</b> (Curriculum)</p> <p>Presenter(s): EXPERIENCE INSTITUTE</p> <p>The Guadalupe Cultural Arts Center is an extraordinary multidisciplinary organization dedicated to the arts and culture of the Chicano/Latino/Native American peoples. Come explore their dynamic programs through a hands-on project and learn ways you can incorporate their ideas into your classroom with a lesson plan from their innovative Escuela Project. Bus transportation to the Guadalupe Cultural Arts Center, supplies, and lesson plan will be included. Limit 20 - Cost \$20</p> <p><b>2 hours</b></p>	<p>Fri., 11/16/2012 ALL 9:00 AM to 11:00 AM Location: OFFSITE - LINDA PACE FOUNDATION</p> <p><b>The Legacy of Linda Pace</b> (Enrichment)</p> <p>Presenter(s): Tour</p> <p>Join a morning discovering the world of artist, collector, and philanthropist Linda Pace. Enjoy a private tour of the Linda Pace Foundation and its collection of extraordinary works on view at the Foundation's Camp Street campus. The afternoon will end with refreshments in CHRISpark with time to explore and sketch in the park. Bus transportation to the Linda Pace Foundation and refreshments included. Limit 20 - Cost \$20</p> <p><b>2 hours</b></p>	<p>Fri., 11/16/2012 ALL 9:00 AM to 11:00 AM Location: OFFSITE - S.A. BOTANICAL GARDENS</p> <p><b>Art in the Garden</b> (Enrichment)</p> <p>Presenter(s): Tour</p> <p>Combining lush plants, eye-catching landscapes, and gorgeous vistas, the San Antonio Botanical Garden exemplifies the inspiration that nature provides many artists. Join our staff for a unique guided tour of our stunning Garden and experience "Art in the Garden." Explore hands-on, nature-based art activities based on the work of artist Giuseppe Arcimboldo and Andy Goldsworthy. Garden admission, bus transportation to the San Antonio Botanical Gardens, and supplies included. Limit 20 - Cost \$20</p> <p><b>2 hours</b></p>
<p>Fri., 11/16/2012 ALL 9:00 AM to 11:00 AM Location: OFFSITE - SAN ANTONIO WESTSIDE</p> <p><b>Walking Mural Tour (A)</b> (Enrichment)</p> <p>Presenter(s): Tour</p> <p>Listen to personal stories of artists and see beautiful public art pieces that compliment the organic beauty of one of the oldest areas of our state - San Antonio's Westside. Take a tour through the neighborhoods of San Antonio's Westside as you view, investigate and learn about the process of the creation of each mural and the people who created these street masterpieces. Limit 30 - Cost \$10</p> <p><b>2 hours</b></p>	<p>Fri., 11/16/2012 HS,MS 9:00 AM to 9:45 AM Location: ROOM 002 A</p> <p><b>Initial Architecture: Creating Form from Letters</b> (Curriculum)</p> <p>Presenter(s): Cindy Hasio</p> <p>Secondary students can make buildings and structures from their initials from their names with this simple lesson plan. Examples will be shown.</p> <p><b>45 minutes</b></p>	<p>Fri., 11/16/2012 ALL 9:00 AM to 9:45 AM Location: ROOM 002 B</p> <p><b>Introducing Art Room Aid</b> (Advocacy)</p> <p>Presenter(s): Julie Davis</p> <p>Do you have gaps in your art budget? Art Room Aid, a program sponsored by Blick Art Materials, helps you share your art projects and programs with parents, the community and art education supporters everywhere, so you can get the supplies you need. It's free, it's easy and it works!</p> <p><b>45 minutes</b></p>



<p>Fri., 11/16/2012 ALL 9:00 AM to 9:45 AM Location: ROOM 003 A</p> <p><b>Artist of the Day - Technology in the Classroom</b> (Technology)</p> <p>Presenter(s): Christine Miller</p> <p>Want to get some technology into your art class? This is a fun and juicy way to expose your students to what's happening in the contemporary art scene. Artist of the Day videos are highly engaging and provide a powerful teaching instrument.</p> <p><b>45 minutes</b></p>	<p>Fri., 11/16/2012 ALL 9:00 AM to 9:45 AM Location: ROOM 003 B</p> <p><b>Studio Practice: Making/Curating/Social Justice</b> (Advocacy)</p> <p>Presenter(s): Ed Check, Future Akins-Tillett, and Richard Lubben</p> <p>Practicing artist educators discuss how they continue to make art and develop exhibitions based on social justice themes. Examples include the Human Rights Exhibition at South Texas College and Discouraged Dialogues at Lee College in Baytown.</p> <p><b>45 minutes</b></p>	<p>Fri., 11/16/2012 MS 9:00 AM to 10:45 AM Location: ROOM 004</p> <p><b>Trophy Faces</b> (Curriculum)</p> <p>Presenter(s): Lacey Trevino and Karen Fox</p> <p>Introduce your students to portraiture with this creative lesson on contour line. Use foil, yarn, glue, and other supplies to make the face come alive! The perfect project that all kids love.</p> <p><b>1 hour and 45 minutes</b></p>
<p>Fri., 11/16/2012 ELEM,MS 9:00 AM to 10:45 AM Location: ROOM 005</p> <p><b>Me, Myself and I</b> (Curriculum)</p> <p>Presenter(s): Patrick Magee</p> <p>Take self-portraits to the next level by discovering unique ways to create portraits with a variety of mediums! Begins with a PowerPoint, handouts included, of self-portrait curriculum tried &amp; tested in the classroom; followed by a hands-on workshop!</p> <p><b>1 hour and 45 minutes</b></p>	<p>Fri., 11/16/2012 ELEM,MS,HS 9:00 AM to 10:45 AM Location: ROOM 006 B</p> <p><b>Roofing Felt! It's Not Just for Roofers Anymore!</b> (Curriculum)</p> <p>Presenter(s): Deanna Smith, Christine Biscarro, and Cassie Appleby</p> <p>Create beautiful paintings using roofing felt, soap, and acrylics! Put your boring paper aside and experiment with a construction material often overlooked by art teachers! If you like to make art using different mediums, then this is the class for you!!</p> <p><b>1 hour and 45 minutes</b></p>	<p>Fri., 11/16/2012 ALL 9:00 AM to 9:45 AM Location: ROOM 006 C</p> <p><b>No Kiln, No Problem! Air Dry Clay!!!</b> (Curriculum)</p> <p>Presenter(s): Jill Davis</p> <p>Hopefully BACK BY POPULAR DEMAND!!! A hands-on presentation using Air Dry Clay! Get first hand experience using this awesome clay and see for yourself that there truly is an available, affordable alternative to kiln fired clays! Q &amp; A at end of session.</p> <p><b>45 minutes</b></p>
<p>Fri., 11/16/2012 MS,HS 9:00 AM to 10:45 AM Location: ROOM 006 D</p> <p><b>Light Catchers for Junior High</b> (Effective Teaching Practices)</p> <p>Presenter(s): Maggie Leysath</p> <p>Students create a rose window from poster board, black butcher paper and tissue paper using radial symmetry. Cross curricular project.</p> <p><b>1 hour and 45 minutes</b></p>	<p>Fri., 11/16/2012 ALL 9:00 AM to 9:45 AM Location: ROOM 007 A</p> <p><b>MASTER ART EDUCATOR: Integrating Across the Curriculum</b> (Curriculum)</p> <p>Presenter(s): Alisa Meli</p> <p>The Master Art Educator successfully integrates across the curriculum - tying art to core norms in writing, vocabulary, measuring, environmental science, etc.</p> <p><b>45 minutes</b></p>	<p>Fri., 11/16/2012 HS,MS 9:00 AM to 10:45 AM Location: ROOM 007 B</p> <p><b>Rose Window with Lybra Pencils and Black Ink</b> (Enrichment)</p> <p>Presenter(s): Jeanne Lizama and Cathe Shuler</p> <p>Create a window using Lybra color and metallic pencils, black ink and odorless turpentine. Limit 50</p> <p><b>1 hour and 45 minutes</b></p>
<p>Fri., 11/16/2012 ALL 9:00 AM to 9:45 AM Location: ROOM 007 C</p> <p><b>Ceramic Dia de los Muertos Sugar Skulls</b> (Curriculum)</p> <p>Presenter(s): Christine Grafe</p> <p>Learn to make ceramic whistles that are sculpted to look like Mexican Sugar Skulls, a common decoration/treat for Day of the Dead. Participants will see examples, review the whistle making procedure, then have the opportunity to decorate a whistle.</p> <p><b>45 minutes</b></p>	<p>Fri., 11/16/2012 MS,HS 9:00 AM to 9:45 AM Location: ROOM 007 D</p> <p><b>Scratchboard Zentangle</b> (Curriculum)</p> <p>Presenter(s): Adriana Dominguez</p> <p>Having fun with Zentangle. An enjoyable artform for all ages and skill levels. A twist by using a different media.</p> <p><b>45 minutes</b></p>	<p>Fri., 11/16/2012 ALL 9:00 AM to 10:45 AM Location: ROOM 008 A</p> <p><b>Web 2.0: Top Ten Tools for the Art Classroom</b> (Technology)</p> <p>Presenter(s): Diane Gregory</p> <p>Discover top 10 Web 2.0 tools for productivity, learning and art making tools. Exchange your list of top ten tools in a question/answer session. Bring 75 copies to share and develop an online learning community.</p> <p><b>1 hour and 45 minutes</b></p>

<p>Fri., 11/16/2012 HS,MS 9:00 AM to 10:45 AM Location: ROOM 008 B</p> <p><b>Adobe Workshop 1</b> (Technology)</p> <p>Presenter(s): Scott Trudeau</p> <p>This workshop will review the use of Adobe products.</p> <p><b>1 hour and 45 minutes</b></p>	<p>Fri., 11/16/2012 HS,ALL 9:00 AM to 10:45 AM Location: ROOM 101 A</p> <p><b>Sparks of Inspiration</b> (Effective Teaching Practices)</p> <p>Presenter(s): Joan Maresh Hansen, Margo Thorn, and Lana Downs Awbrey</p> <p>For decades, SPARKS of inspiration - reinvented, revamped ideas -an unwillingness for a mediocre art program. Mall transformations, sculpture gardens, art installations, student books, online resources, Kindle ebooks-innovative ways to put art out in the world.</p> <p><b>1 hour and 45 minutes</b></p>	<p>Fri., 11/16/2012 MS,ALL 9:00 AM to 9:45 AM Location: ROOM 101 B</p> <p><b>Subvertising in Visual Culture Education</b> (Curriculum)</p> <p>Presenter(s): Sheng Kuan Chung</p> <p>This session first introduces theoretical frameworks of critical visual literacy and explores the application of deconstruction and subvertising in visual culture education. Subvertisements produced by students will be shown.</p> <p><b>45 minutes</b></p>
<p>Fri., 11/16/2012 ELEM,E-CHLD,MS,HS,SUPV,HE,MUS,CBAE 9:00 AM to 10:45 AM Location: ROOM 102 A</p> <p><b>Analyzing Great Works of Art for Skill Development</b> (Curriculum)</p> <p>Presenter(s): Tina Farrell</p> <p>Come see the great masters works analyzed in a new way! This process builds student creativity and academic skills.</p> <p><b>1 hour and 45 minutes</b></p>	<p>Fri., 11/16/2012 HS,ELEM,MS 9:00 AM to 9:45 AM Location: ROOM 102 B</p> <p><b>Balloon and Collage Mask Sculpture</b> (Curriculum)</p> <p>Presenter(s): Freddie Perkins</p> <p>A balloon armature is used to form creative mask solutions. The Developed mask is decorated with various items for collage techniques.</p> <p><b>45 minutes</b></p>	<p>Fri., 11/16/2012 HS,HS/AP 9:00 AM to 9:45 AM Location: ROOM 103 A</p> <p><b>IB Visual Art - Instruction and Results</b> (Curriculum)</p> <p>Presenter(s): Michaelann Kelley</p> <p>IB Visual Art is a rigorous and relevant course for today's high school students. As an IB teacher for the past 5 years and an AP studio teacher, the workshop will be designed to present curriculum, instructional units and artistic results.</p> <p><b>45 minutes</b></p>
<p>Fri., 11/16/2012 HS/AP,MS,HS 9:00 AM to 9:45 AM Location: ROOM 103 B</p> <p><b>The Value of Prismacolor Markers</b> (Curriculum)</p> <p>Presenter(s): Shelley Minnis</p> <p>Learn to create a 3-D form with markers. Use various greys to create an object. Discover the VALUE in the New Prismacolor brush markers that can enhance any drawing experience.</p> <p><b>45 minutes</b></p>	<p>Fri., 11/16/2012 ALL 10:00 AM to 10:45 AM Location: ROOM 002 A</p> <p><b>One Million Bones</b> (Curriculum)</p> <p>Presenter(s): Matthew Remington, Kara Hallmark, and Christina Bain</p> <p>Highlighting service-learning and social justice in art education, One Million Bones project raises awareness of genocide. The hand-made bones will be installed as a symbolic mass grave at the Austin State Capitol and the National Mall in Washington DC.</p> <p><b>45 minutes</b></p>	<p>Fri., 11/16/2012 ALL 10:00 AM to 10:45 AM Location: ROOM 002 B</p> <p><b>Developing Your Art Teacher Identity</b> (Effective Teaching Practices)</p> <p>Presenter(s): Carrie Markello and Ruqqayya Maudoodi</p> <p>Explore your art teacher identity. What critical factors shape your teaching? What should be considered to facilitate development? How does your artist identity intersect with your art teacher identity? Discussion includes pre-service teacher perspectives.</p> <p><b>45 minutes</b></p>
<p>Fri., 11/16/2012 CBAE 10:00 AM to 10:45 AM Location: ROOM 003 A</p> <p><b>Material Culture Studies within Your Community</b> (Effective Teaching Practices)</p> <p>Presenter(s): Maria Leake</p> <p>What constitutes material culture studies and how can educators tap into our local histories to capitalize on its educational potential? This session will re-visit insights gained by participants in community collaborations in San Antonio.</p> <p><b>45 minutes</b></p>	<p>Fri., 11/16/2012 ALL 10:00 AM to 10:45 AM Location: ROOM 003 B</p> <p><b>What Influences Your Instruction?</b> (School Climate)</p> <p>Presenter(s): Tim Garth</p> <p>Recent research with k-16 art educators examines content delivery, prior experiences and resources utilized by current teachers to describe their art classroom - including existing and future implications at local, state and national levels.</p> <p><b>45 minutes</b></p>	<p>Fri., 11/16/2012 HS,HS/AP 10:00 AM to 12:45 PM Location: ROOM 006 C</p> <p><b>Engraved Printmaking using PVC Plates, Craft Knives</b> (Effective Teaching Practices)</p> <p>Presenter(s): Lewis Bennett and Alyssa Mendiola</p> <p>The participant will discuss the history of the printmaking process, explore alternative materials to utilize in creating a printing plate, and then print their image using Akua water based etching ink.</p> <p><b>2 hours and 45 minutes</b></p>

<p>Fri., 11/16/2012 ALL 10:00 AM to 10:45 AM Location: ROOM 007 A</p> <p><b>MASTER ART EDUCATOR: Establishing Collaboration</b> (Effective Teaching Practices)</p> <p>Presenter(s): Samantha Melvin</p> <p>Join me in Part II of the Master Art Educator Series focusing on collaboration in the art classroom: how can we work together to think about art, create art and reflect on art? Create opportunities for growth and innovation for you and your students!</p> <p><b>45 minutes</b></p>	<p>Fri., 11/16/2012 ALL 10:00 AM to 10:45 AM Location: ROOM 007 C</p> <p><b>Celebrating the Mexican Days of the Dead</b> (Curriculum)</p> <p>Presenter(s): Nancy Walkup, Sharon Warwick, Jean Dierdre King, Susan Waddington, and Diana Muñiz</p> <p>Los Dias de los Muertos, the Mexican Days of the Dead, is the most important celebration of the year in Mexico. The occasion is a joyful time of remembrance, family reunion, and feasting. Suggestions and activities will be presented for every grade level from kindergarten through high school.</p> <p><b>45 minutes</b></p>	<p>Fri., 11/16/2012 HS,MS 10:00 AM to 11:45 AM Location: ROOM 007 D</p> <p><b>Plushies Re-Vamp</b> (Enrichment)</p> <p>Presenter(s): Stephanie Patrisso and Amy Crowder</p> <p>Making "dolls" out of recycled canvas and materials. Embellishing with different materials such as buttons, yarn, old clothes, etc... Teaching pattern, sewing, and embellishment through recycled materials.</p> <p><b>1 hour and 45 minutes</b></p>
<p>Fri., 11/16/2012 ALL 10:00 AM to 10:45 AM Location: ROOM 101 B</p> <p><b>Art In Unexpected Places</b> (Effective Teaching Practices)</p> <p>Presenter(s): Kristina Hilliard</p> <p>How are art and science connected? This session will feature an art educator's experiences in a science museum infusing art educational principles within science education. Session participants will discuss connections between the two disciplines.</p> <p><b>45 minutes</b></p>	<p>Fri., 11/16/2012 ALL 10:00 AM to 10:45 AM Location: ROOM 102 B</p> <p><b>Is That Model Magic?</b> (Curriculum)</p> <p>Presenter(s): Lindsey Garrison, Heather Smith, and Tambria Read</p> <p>Come and see the creative projects that can be done with Model Magic. Grades K-12. It will have people saying, "Is that Model Magic?"</p> <p><b>45 minutes</b></p>	<p>Fri., 11/16/2012 HS,MS,HS/AP,HE,MUS 10:00 AM to 11:45 AM Location: ROOM 103 A</p> <p><b>Drawing--A Different Approach</b> (Curriculum)</p> <p>Presenter(s): Jody Johnson and Phyllis King</p> <p>As art teachers we get tired of the same approaches to media, especially drawing. This workshop will present some exciting drawing ideas for you to use with any secondary art student at any level using traditional materials as well as mixing medias.</p> <p><b>1 hour and 45 minutes</b></p>
<p>Fri., 11/16/2012 HS/AP,MS,HS,HE,CBAE,STU 10:00 AM to 11:45 AM Location: ROOM 103 B</p> <p><b>Mockette for Clay Sculpture</b> (Curriculum)</p> <p>Presenter(s): M. L. Sonny Moss</p> <p>The concept of using a mockette for developing a sculptural piece using drawing and scale and then developing the form in clay would be presented to students so that they would be familiarized with the "mockette" conceptualization process.</p> <p><b>1 hour and 45 minutes</b></p>	<p>Fri., 11/16/2012 HS/AP,HS 11:00 AM to 12:30 PM Location: EXHIBIT HALL A1</p> <p><b>Advanced Acrylic Gels</b> (Curriculum)</p> <p>Presenter(s): Beth Wild</p> <p>Experience a more diverse assortment of gels to further expand the creative possibilities in acrylic. Using gels does more than you may think. It is advised that you have taken Creating Texture in Gels. Limit 50</p> <p><b>1 hour and 30 minutes</b></p>	<p>Fri., 11/16/2012 ALL 11:00 AM to 11:45 AM Location: EXHIBIT HALL A2</p> <p><b>Wearable, Shareable Art and Wheel Hump Mold Demo</b> (Curriculum)</p> <p>Presenter(s): Karen Wise</p> <p>This workshop begins with using a portable slab roller and either fired or air dry clay to create small slabs. It then moves on to incorporate texture, pattern,, cropping and color to create one of a kind jewelry pieces. Air dry clay will be used.</p> <p><b>45 minutes</b></p>
<p>Fri., 11/16/2012 ALL 11:00 AM to 11:45 AM Location: EXHIBIT HALL A3</p> <p><b>Solving the Mysteries of Your Kiln</b> (Technology)</p> <p>Presenter(s): Mike Sievers</p> <p>Operating a kiln can be a little frustrating when things do not work out quite as planned. We will cover kiln room layout, safety, selecting and entering firing programs, troubleshooting, kiln maintenance and much more. Bring your questions.</p> <p><b>45 minutes</b></p>	<p>Fri., 11/16/2012 ALL 11:00 AM to 11:45 AM Location: EXHIBIT HALL A4</p> <p><b>Artist Trading Cards by Faber Castell</b> (Enrichment)</p> <p>Presenter(s): R.L. Waterman</p> <p>Create your own artist trading cards. Fun to make - fun to trade. All materials included, plus some free samples from Faber Castell.</p> <p><b>45 minutes</b></p>	<p>Fri., 11/16/2012 MUS,MS,HS,HE,CBAE 11:00 AM to 11:45 AM Location: ROOM 002 A</p> <p><b>Stepping Up Docent Engagement Skills with Students</b> (Effective Teaching Practices)</p> <p>Presenter(s): Teri Evans-Palmer and Kate Carey</p> <p>Are students on your tours more engaged with their text messages than your brilliant insights about works of art? An art educator and museum director of education share case-specific stories and docent strategies that can raise docent engagement skills.</p> <p><b>45 minutes</b></p>



<p>Fri., 11/16/2012 ALL 11:00 AM to 11:45 AM Location: ROOM 002 B</p> <p><b>Curricular Considerations in Art Education</b> (Curriculum)</p> <p>Presenter(s): Paul Bolin</p> <p>Are you stuck in the same way of teaching art, year after year? This session explores a wide range of curricular approaches available to teachers of art, investigating metaphors for art curriculum to broaden notions of instructional purpose and practice.</p> <p><b>45 minutes</b></p>	<p>Fri., 11/16/2012 CBAE,STU 11:00 AM to 12:45 PM Location: ROOM 003 A</p> <p><b>Art Mentoring in Juvenile Detention Centers</b> (Advocacy)</p> <p>Presenter(s): Elizabeth Lemich and Belinda Villanueva</p> <p>Using art to transition youth at risk back into community, art therapy, and alternative teaching positions</p> <p><b>1 hour and 45 minutes</b></p>	<p>Fri., 11/16/2012 HE 11:00 AM to 11:45 AM Location: ROOM 003 B</p> <p><b>Program Assessment in Art Education</b> (Assessment)</p> <p>Presenter(s): Michelle Kraft</p> <p>This presentation provides an overview of, and strategies for, assessing student learning outcomes in Art Education in alignment with accreditation standards for colleges and universities.</p> <p><b>45 minutes</b></p>
<p>Fri., 11/16/2012 MS,ELEM,HS,MUS,CBAE,STU 11:00 AM to 12:45 PM Location: ROOM 004</p> <p><b>"Nesting" with Wool</b> (Curriculum)</p> <p>Presenter(s): Julie Davis</p> <p>In nature, birds collect a variety of materials to create homes. In this workshop, participants form "nests" with small amounts of wool and gathered materials using wet felting techniques. Feathers, raffia and other nest-building supplies will be provided. Participants are welcome to bring small materials to include in a 6" x 6", flat piece.</p> <p><b>1 hour and 45 minutes</b></p>	<p>Fri., 11/16/2012 ELEM,MS 11:00 AM to 11:45 AM Location: ROOM 005</p> <p><b>Alcohol Inks</b> (Effective Teaching Practices)</p> <p>Presenter(s): Melissa Schulman</p> <p>Teachers will make a washer pendant or candle as well as, work on glossy, and transparency paper using alcohol inks. Participants will see how questioning students helps with problem solving and thinking skills.</p> <p><b>45 minutes</b></p>	<p>Fri., 11/16/2012 ALL 11:00 AM to 11:45 AM Location: ROOM 006 B</p> <p><b>Brushing up on Artful Lettering with Prismacolor</b> (Curriculum)</p> <p>Presenter(s): Shelley Minnis</p> <p>Create Lettering styles and alphabets using the NEW Brush Tip Prismacolor markers to create a Lettering sampler. You'll make an A+ for attending this session!</p> <p><b>45 minutes</b></p>
<p>Fri., 11/16/2012 ELEM,ALL 11:00 AM to 11:45 AM Location: ROOM 006 D</p> <p><b>Using the Sketchbooks as an Art Advocacy Tool</b> (Advocacy)</p> <p>Presenter(s): Fahmi Khan</p> <p>How can you use the basic sketchbook and social media to help you become a stronger art advocate in your community. Promote art within your community and your own professional growth/PDAS. Participants will leave session with new ideas and resources. Bring along a sketchbook!</p> <p><b>45 minutes</b></p>	<p>Fri., 11/16/2012 ALL 11:00 AM to 11:45 AM Location: ROOM 007 A</p> <p><b>MASTER ART EDUCATOR: A Practicing Artist</b> (Effective Teaching Practices)</p> <p>Presenter(s): Cheryl Evans</p> <p>The Master Art Educator is an active artist because teachers relate best to a student if they are still learning as well. Teachers showing and creating their own artwork demonstrate the creative spirit. It also builds relationships with students and increases relevance; giving them confidence in art.</p> <p><b>45 minutes</b></p>	<p>Fri., 11/16/2012 ALL 11:00 AM to 1:45 PM Location: ROOM 007 B</p> <p><b>Mosaics and Memories</b> (Curriculum)</p> <p>Presenter(s): Jean Deirdre King</p> <p>From folk art to fine art, learn about mosaics (trencadis and pique assiette), memory bottles and more made from shards, found objects and the bits and pieces of a life well-lived.</p> <p><b>2 hours and 45 minutes</b></p>
<p>Fri., 11/16/2012 MS,HS 11:00 AM to 12:45 PM Location: ROOM 007 C</p> <p><b>Light Sculptures--Stephan White</b> (Curriculum)</p> <p>Presenter(s): Jareth Arcane</p> <p>A simple sculpture project focusing on the above artist, using easily procured, simple items, lit within by a light source. Excellent use of design elements and strengthening students' artistic 'eye', with each sculpture individual to each artist.</p> <p><b>1 hour and 45 minutes</b></p>	<p>Fri., 11/16/2012 ELEM,MS 11:00 AM to 11:45 AM Location: ROOM 008 A</p> <p><b>Challenges of Teaching in a Digital Era</b> (Effective Teaching Practices)</p> <p>Presenter(s): Martha Trevino</p> <p>The participants will understand the meaning and importance of blended learning courses. Some ideas to prepare art classes that involve technology and social network are given. A hands-on activity for art classes will be presented.</p> <p><b>45 minutes</b></p>	<p>Fri., 11/16/2012 HS,MS 11:00 AM to 12:45 PM Location: ROOM 008 B</p> <p><b>Adobe Workshop 2</b> (Technology)</p> <p>Presenter(s): Scott Trudeau</p> <p>This workshop will review the use of Adobe products.</p> <p><b>1 hour and 45 minutes</b></p>



<p>Fri., 11/16/2012 HS,HS/AP,ALL 11:00 AM to 12:45 PM Location: ROOM 101 A</p> <p><b>Drawing Demystified: Perspective from Observation</b> (Effective Teaching Practices)</p> <p>Presenter(s): Amber Forgey</p> <p>Have you ever tried to teach students how to draw from OBSERVATION in 1 or 2 point perspective without relying solely upon sighting? This workshop includes a video demonstration of the solution in action and time to make your own tool and sample drawing.</p> <p><b>1 hour and 45 minutes</b></p>	<p>Fri., 11/16/2012 HS,ALL 11:00 AM to 11:45 AM Location: ROOM 101 B</p> <p><b>Get Juiced the Artsy Way Workshop:</b> (Enrichment)</p> <p>Presenter(s): Joan Maresh Hansen, Margo Thorn, and Lana Downs Awbrey</p> <p>Eve's Garden, Texas: school districts converged to "brain-storm" new possibilities in some creative and collaborative lesson planning. See work they saw, what they did and hear the new ideas that emerged in this 1st annual EVEnt! Join us next year.</p> <p><b>45 minutes</b></p>	<p>Fri., 11/16/2012 ALL 11:00 AM to 11:45 AM Location: ROOM 102 A</p> <p><b>Ocean Discovery Day Mural</b> (Enrichment)</p> <p>Presenter(s): Jacqueline Stanley</p> <p>Ocean Discovery Day at the Flower Garden Banks National Marine Sanctuary invited public to create their interpretation of the sanctuary. Jacqui will present how art educated a community on their own national marine sanctuary.</p> <p><b>45 minutes</b></p>
<p>Fri., 11/16/2012 MUS,ELEM 11:00 AM to 11:45 AM Location: ROOM 102 B</p> <p><b>Maps and Geography: Routes to Abstraction</b> (Effective Teaching Practices)</p> <p>Presenter(s): Lindsey Smith and Kaela Hoskings</p> <p>Former Artpace Artist-in-Resident Lordy Rodriguez's colorful drawings are inspired by the abstract language of cartography and prompt new ways of looking at the world. Use pattern in topographical maps to encourage students to leap to visual abstraction.</p> <p><b>45 minutes</b></p>	<p>Fri., 11/16/2012 HS 12:00 PM to 1:45 PM Location: ROOM 001</p> <p><b>INSIDE THE STUDIO: Tips for High School!</b> (Effective Teaching Practices)</p> <p>Presenter(s): Nicole Brisco</p> <p>Engage students in creative drawing techniques and prompts that challenges them to think as well as create! In this hands on workshop participants will be given a series on unique drawing and painting prompts that will combine traditional and innovative media. This hands-on workshop is free and has seats for 80 hands-on participants (first-come-first-seated &amp; ArtVantage members have seating privileges) as well as seating for 200 observers.</p> <p><b>1 hour and 45 minutes</b></p>	<p>Fri., 11/16/2012 ALL 12:00 PM to 12:45 PM Location: ROOM 002 A</p> <p><b>Creating an Art Gallery on the Ceiling!</b> (Curriculum)</p> <p>Presenter(s): Angelique Hall and Rebecca Scott</p> <p>Learn how to create a gallery of student paintings on ceiling tiles. Painting ceiling tiles is an inexpensive project to beautify any school, and showcase student artwork.</p> <p><b>45 minutes</b></p>
<p>Fri., 11/16/2012 ALL 12:00 PM to 12:45 PM Location: ROOM 002 B</p> <p><b>Community Art Installation-Windmill Playground</b> (Advocacy)</p> <p>Presenter(s): Trina Harlow, Allison Soladay, and Rebekah McDonald</p> <p>PISD art teachers helped install the beautiful, community created Windmill Playground. It's more than a place for children to play. It's also an "art park." Advocate for your art program and learn how you can participate in a similar experience.</p> <p><b>45 minutes</b></p>	<p>Fri., 11/16/2012 ALL 12:00 PM to 12:45 PM Location: ROOM 003 B</p> <p><b>Empowering Students through Art Collaborations</b> (Enrichment)</p> <p>Presenter(s): Cavan Leerkamp</p> <p>Explore a series of successful community art projects (murals, art cars, and street pastels) and how they changed one teacher's perspective of art and the value of teaching it. Real-world experiences are truly powerful for all students.</p> <p><b>45 minutes</b></p>	<p>Fri., 11/16/2012 ELEM,MS 12:00 PM to 12:45 PM Location: ROOM 005</p> <p><b>Wall Flowers-or Not! Collage Self-Portraits</b> (Curriculum)</p> <p>Presenter(s): Pat Rainey</p> <p>Teach an "old dog" project a few new tricks! Use the element of shape integrated with math (estimated fractional parts) to teach real face proportions with fun materials you are probably already storing for spectacular student results.</p> <p><b>45 minutes</b></p>
<p>Fri., 11/16/2012 SUPV,ALL 12:00 PM to 12:45 PM Location: ROOM 006 A</p> <p><b>Artist as an Entrepreneur: Passion as a Profession</b> (Enrichment)</p> <p>Presenter(s): Patricia Baldwin Seggebruch</p> <p>How do you go from being a stay at home mom selling Avon to becoming an accomplished artist, author, creator or two successful businesses and international encaustic instructor? Patricia Baldwin Seggebruch shares the story of her journey led by a steadfast allegiance to her passion.</p> <p><b>45 minutes</b></p>	<p>Fri., 11/16/2012 MS,HS 12:00 PM to 1:45 PM Location: ROOM 006 B</p> <p><b>Sensational Statues!</b> (Curriculum)</p> <p>Presenter(s): Jill Brown</p> <p>Participants will create their own wire sculpture human form armature, apply plaster gauze strips and metallic acrylic...voila! bronze statues!</p> <p><b>1 hour and 45 minutes</b></p>	<p>Fri., 11/16/2012 ELEM,E-CHLD 12:00 PM to 12:45 PM Location: ROOM 006 D</p> <p><b>Linking Literacy: Integrating Art and Literacy</b> (Curriculum)</p> <p>Presenter(s): Kimberly Buskirk, Andrea Luna, and Vicki Lenio</p> <p>By linking literature to the arts, the Linking Literacy program makes artistic connections to pages of a book. As a Crayola "Champion Creatively Alive Children" award winning program, examples will be given of art projects that respond to literature.</p> <p><b>45 minutes</b></p>

<p>Fri., 11/16/2012 ALL 12:00 PM to 12:45 PM Location: ROOM 007 A</p> <p><b>MASTER ART EDUCATOR: Positive Belief in Student</b> (Effective Teaching Practices)</p> <p>Presenter(s): Mary Hierholzer</p> <p>The Master Art Educator believes in students in a positive way, believing all have potential. Teacher celebrates creative problem solving, is encouraging, flexible, forgiving, professional, mentoring, and respects students, school, and community.</p> <p><b>45 minutes</b></p>	<p>Fri., 11/16/2012 ALL 12:00 PM to 1:45 PM Location: ROOM 007 D</p> <p><b>Mudslinging--Tips for Teaching the Potter's Wheel</b> (Curriculum)</p> <p>Presenter(s): Michelle Mosher</p> <p>An interactive workshop with demonstration and hands-on components centered on the potter's wheel. Participants will share experiences and tips for problem solving in the clay area.</p> <p><b>1 hour and 45 minutes</b></p>	<p>Fri., 11/16/2012 HS,ALL 12:00 PM to 12:45 PM Location: ROOM 008 A</p> <p><b>Conversations in the Cloud with VoiceThread</b> (Technology)</p> <p>Presenter(s): Christina Bain and Christine Miller</p> <p>Looking for new ways to integrate technology into your classroom? Learn how university and high school students used technology to communicate and hold conversations about art.</p> <p><b>45 minutes</b></p>
<p>Fri., 11/16/2012 MS,ELEM,HS,HS/AP 12:00 PM to 12:45 PM Location: ROOM 101 B</p> <p><b>Re-conociendome: Instructional Resource</b> (Curriculum)</p> <p>Presenter(s): Adriana Martinez-Gonzales and Rocio Martinez-Mendoza</p> <p>Instructional Resource in Art, Spanish and Latino Culture. We will share ideas for lessons including portraiture, culture and Spanish. These materials are useful in middle school, high school or bilingual elementary classes exploring identity.</p> <p><b>45 minutes</b></p>	<p>Fri., 11/16/2012 ALL 12:00 PM to 1:45 PM Location: ROOM 102 A</p> <p><b>Designing With Patterns</b> (Curriculum)</p> <p>Presenter(s): Pauline Wyndham and Pauline WynDham</p> <p>Create with paper stencils and Stroke &amp; Coat Accents dimensional glaze as part of the design process. 2 tile project can easily be adapted to meet a variety of cross-curriculum objectives.</p> <p><b>1 hour and 45 minutes</b></p>	<p>Fri., 11/16/2012 ALL 12:00 PM to 1:45 PM Location: ROOM 102 B</p> <p><b>Stuck on Metal</b> (Curriculum)</p> <p>Presenter(s): Camille Gibbons Kerr, Shannon Morris, Christina Fitch, and Denise Massie</p> <p>Participants will create a work of art using old world metal point drawing techniques and incorporate silver metal tape embossing to create a mixed media piece. Bring photos or sketches to be used as subject matter for art work.</p> <p><b>1 hour and 45 minutes</b></p>
<p>Fri., 11/16/2012 HS,ELEM,MS 12:00 PM to 12:45 PM Location: ROOM 103 A</p> <p><b>Zig-Zag Book with Technique Review</b> (Curriculum)</p> <p>Presenter(s): Judy Seay</p> <p>Participants in this workshop will create a Zig-Zag book from student decorated papers. The book will hold 10 artworks and may be used as a cumulative semester review. Patterns, materials and a PowerPoint with rubric and TEKS will be provided.</p> <p><b>45 minutes</b></p>	<p>Fri., 11/16/2012 HS/AP,HS,HE 12:00 PM to 12:45 PM Location: ROOM 103 B</p> <p><b>Develop Successful AP Portfolios!</b> (Effective Teaching Practices)</p> <p>Presenter(s): Donna Reedy</p> <p>More information to help prepare your AP program for success! See a visual presentation of AP 2D &amp; AP Drawing portfolios that get a 5. Portfolio ideas &amp; images of successful breadth projects &amp; concentrations will be presented and discussed.(CD's inc.)</p> <p><b>45 minutes</b></p>	<p>Fri., 11/16/2012 ALL 1:00 PM to 3:00 PM Location: OFFSITE - ARTPACE</p> <p><b>Then and Now: An Artpace Exploration of Identity</b> (Curriculum)</p> <p>Presenter(s): EXPERIENCE INSTITUTE</p> <p>Artpace San Antonio's current Window Works exhibition showcases the work of Más Rudas, a contemporary Xicana art collective based in San Antonio. This hands-on workshop led by Más Rudas focuses on using personal timelines to create a dialogue about family, history, and popular culture. Talk with the artists about their work and explore lesson plans that use art to reflect on cultural and community identities. Bus transportation to Artpace, supplies, and lesson plans included. Limit 20 - Cost \$20</p> <p><b>2 hours</b></p>
<p>Fri., 11/16/2012 ALL 1:00 PM to 3:00 PM Location: OFFSITE - BLUE STAR CONTEMPORARY</p> <p><b>An Afternoon with Blue Star</b> (Curriculum)</p> <p>Presenter(s): EXPERIENCE INSTITUTE</p> <p>Blue Star Contemporary Art Center invites you to visit for a hands-on project featuring Blue Star's Alex Rubio, Gallery Manager of the MOSAIC After School Program. Blue Star is the first and longest-running venue for contemporary art in San Antonio hosting over 20 exhibitions each year featuring both emerging and world-renowned artists. Your afternoon at Blue Star is sure to help you inspire the emerging artists in your classroom. Supplies and bus transportation to Blue Star included. Limit 15 - Cost \$20</p> <p><b>2 hours</b></p>	<p>Fri., 11/16/2012 ALL 1:00 PM to 3:00 PM Location: OFFSITE - CLAY WORLD</p> <p><b>Studio Workshop: Raku 2 Go (B)</b> (Curriculum)</p> <p>Presenter(s): EXPERIENCE INSTITUTE</p> <p>Test-run methods of a traditional Japanese art form and take home an original raku masterpiece. Educators leave with ideas for incorporating raku into their art classroom. Ryan McKerley, Austin Potter &amp; Ceramicist, leads the hand-on workshop. Bus transportation to Clay World and supplies included. Limit 20 - Cost \$35</p> <p><b>2 hours</b></p>	<p>Fri., 11/16/2012 ALL 1:00 PM to 3:00 PM Location: OFFSITE - S.A. MUSEUM OF ART</p> <p><b>Aphrodite and the Gods of Love (A)</b> (Curriculum)</p> <p>Presenter(s): EXPERIENCE INSTITUTE</p> <p>Aphrodite and the Gods of Love, on display at the San Antonio Museum of Art September 15, 2012 to February 17, 2013, reveals a more complex picture of this popular ancient goddess. Workshop includes lesson plans and a tour of Aphrodite and the Gods of Love followed by a hands-on workshop led by Lead Art Educator Noel Bella Merriam. Museum admission, lesson plans, and bus transportation to the San Antonio Museum of Art included. Limit 40 - Cost \$20</p> <p><b>2 hours</b></p>



<p>Fri., 11/16/2012 ALL 1:00 PM to 3:00 PM Location: OFFSITE - SOUTHWEST SCHOOL OF ART</p> <p><b>Simple Mechanical Motion</b> (Curriculum)</p> <p>Presenter(s): EXPERIENCE INSTITUTE</p> <p>In conjunction with the Southwest School of Art's exhibition InterPlay: Mechanical Objects this hands-on learning experience will focus on the simple construction methods and the physics involved in creation of mechanic objects. Learn ideas behind applying mechanical motion to art projects in your classroom. Discover the endless possibilities of simple cranks, levers, cams, and linkages using easily manipulated and affordable materials (matt board, glue, wire, etc.). Bus transportation to the Southwest School of Art included. Limit 12 - Cost \$20</p> <p><b>2 hours</b></p>	<p>Fri., 11/16/2012 MUS,HE,STU 1:00 PM to 1:45 PM Location: ROOM 002 A</p> <p><b>Self-Guided iPad Tours: A Promising Development</b> (Technology)</p> <p>Presenter(s): Melinda Mayer, Margaret Burke, Beth Foulds, Jessica Frazier, and Alison Gleixner</p> <p>Hear about the development of iPad facilitated self-guided, interactive tours for use in museum galleries with such diverse audiences as families, teens, adults, and school groups.</p> <p><b>45 minutes</b></p>	<p>Fri., 11/16/2012 SUPV 1:00 PM to 1:45 PM Location: ROOM 002 B</p> <p><b>Building Community and Faculty Partnerships</b> (Advocacy)</p> <p>Presenter(s): Tim Lowke</p> <p>Join an experienced arts administrator to learn how to engage art faculty and community through service learning projects, exhibitions and initiatives. Find out how student achievement and strong community connections are created.</p> <p><b>45 minutes</b></p>
<p>Fri., 11/16/2012 ALL 1:00 PM to 1:45 PM Location: ROOM 003 A</p> <p><b>Oscar Howe the PICASSO of American Indian Art</b> (Curriculum)</p> <p>Presenter(s): David Alcoze</p> <p>This program will explore the history of American Indian Art and discover who is Oscar Howe and how he influenced American Indian Art.</p> <p><b>45 minutes</b></p>	<p>Fri., 11/16/2012 ALL 1:00 PM to 1:45 PM Location: ROOM 003 B</p> <p><b>Incorporating Literacy Through Photography</b> (Curriculum)</p> <p>Presenter(s): Kim DeGidio, Kristin Skarbovig, and Joel Hernandez</p> <p>LTP is a year-round, in-school program where teachers are provided with carefully designed lesson plans that offer new writing techniques, basic photography skills, and effective teaching strategies that increase visual and verbal literacy.</p> <p><b>45 minutes</b></p>	<p>Fri., 11/16/2012 MS,HS 1:00 PM to 1:45 PM Location: ROOM 004</p> <p><b>Dead People In My Cereal Box?</b> (Curriculum)</p> <p>Presenter(s): Eric Cavazos and Marcela Ramirez</p> <p>Turn an ordinary empty cereal box into an altar for a loved one, artist, or famous person who has passed away to celebrate Dia De Los Muertos by using recycled materials.</p> <p><b>45 minutes</b></p>
<p>Fri., 11/16/2012 ELEM,MS 1:00 PM to 1:45 PM Location: ROOM 005</p> <p><b>Printmaking with Warhol</b> (Curriculum)</p> <p>Presenter(s): Yea Ri Jo</p> <p>Pop Art with pop artist Andy Warhol. Demonstrate an observational drawing and a printmaking technique to transfer the image to a piece of paper with a spray bottle. The observers will create their own printmaking watercolor painting inspired by Warhol.</p> <p><b>45 minutes</b></p>	<p>Fri., 11/16/2012 ALL 1:00 PM to 1:45 PM Location: ROOM 006 A</p> <p><b>Art Before Language: Art &amp; Critical Thought</b> (Advocacy)</p> <p>Presenter(s): Andra Ramirez</p> <p>Art, a foundational cornerstone of language, facilitates critical thought as well as transcultural negotiation. This lecture connects knowledge to theory, theory to practice, and practice to advocacy for the vital role art serves in education.</p> <p><b>45 minutes</b></p>	<p>Fri., 11/16/2012 ELEM,ALL 1:00 PM to 1:45 PM Location: ROOM 006 C</p> <p><b>Let Us Tell You What We Have Learned!</b> (Effective Teaching Practices)</p> <p>Presenter(s): Debra Sweeney, Kim Auman, Amanda Sweeney, and Judy Rounds</p> <p>In this workshop 4 Art Specialist come together with 0 to 35 years of experience! You will learn tips, tricks, shortcuts, rewards and many tried and true methods for making your class magical! A multitude of information will be discussed!</p> <p><b>45 minutes</b></p>
<p>Fri., 11/16/2012 ELEM,MS 1:00 PM to 1:45 PM Location: ROOM 006 D</p> <p><b>Art and Music Field Day... Fun for Everyone</b> (Enrichment)</p> <p>Presenter(s): Brenda Fee</p> <p>Kids, teachers and parents talk about it for weeks! Learn how to create an event that takes kids around the world through art and music for a full day of culture. Discover the secret to getting one whole day for YOUR program! PPTs and lessons included.</p> <p><b>45 minutes</b></p>	<p>Fri., 11/16/2012 ALL 1:00 PM to 1:45 PM Location: ROOM 007 A</p> <p><b>MASTER ART EDUCATOR: Establishing High Standards</b> (Effective Teaching Practices)</p> <p>Presenter(s): Debi Waltz</p> <p>The Master Art Educator establishes high standards with ongoing, balanced assessment. Creativity is cultivated and learning is student-centered. Students are encouraged to be risk-takers and problem-solvers as teachers establish success-driven attitudes.</p> <p><b>45 minutes</b></p>	<p>Fri., 11/16/2012 MS,ELEM,HS 1:00 PM to 1:45 PM Location: ROOM 007 C</p> <p><b>Elements &amp; Principles of Art - A New Twist!</b> (Curriculum)</p> <p>Presenter(s): Marialice Lindig</p> <p>Use mnemonic devices with your classes to help them (and you!) remember all the elements and principles of art. Receive a thorough Powerpoint covering each section. Receive artwork lessons covering the elements of art.</p> <p><b>45 minutes</b></p>

<p>Fri., 11/16/2012 HS,ALL 1:00 PM to 1:45 PM Location: ROOM 008 A</p> <p><b>Art SMARTs</b> (Technology)</p> <p>Presenter(s): Emily McLemore</p> <p>Teaching Art in a Digital Age using SMART Board activities and lessons.</p> <p><b>45 minutes</b></p>	<p>Fri., 11/16/2012 MS,ALL 1:00 PM to 1:45 PM Location: ROOM 101 A</p> <p><b>ORDER in the ART ROOM:</b> (Classroom Management)</p> <p>Presenter(s): Joan Maresh Hansen, Margo Thorn, and Lana Downs Awbrey</p> <p>Organized? Hear 34 year high school veteran's story. Now teaching middle school and still sane. Hear significance of sound best practices, positive classroom management and ways to incorporate successful systems into a teaching day to have go smoothly.</p> <p><b>45 minutes</b></p>	<p>Fri., 11/16/2012 ALL 1:00 PM to 1:45 PM Location: ROOM 101 B</p> <p><b>Injecting Rigor into Art Education Lesson Plans</b> (Effective Teaching Practices)</p> <p>Presenter(s): Christina Bain and Matthew Remington</p> <p>Art educators are utilizing the 7E lesson plan as an effective method for engaging higher order thinking skills and reflexive learning. We will share an expanded model and examples that have added a few categories specific to art.</p> <p><b>45 minutes</b></p>
<p>Fri., 11/16/2012 HS,MS,HS/AP 1:00 PM to 1:45 PM Location: ROOM 103 A</p> <p><b>Alter Ego Clay Sculpture</b> (Curriculum)</p> <p>Presenter(s): Marjorie Lindsay</p> <p>Learn about a great follow-up assignment to realistic self-portraits. Students create a clay sculpture symbolizing their alter ego. Project includes pre and post writing activities.</p> <p><b>45 minutes</b></p>	<p>Fri., 11/16/2012 HS/AP 1:00 PM to 1:45 PM Location: ROOM 103 B</p> <p><b>Modern Cinema and AP Art History</b> (Curriculum)</p> <p>Presenter(s): Stephanie Patrisso</p> <p>Fusing modern movies/tv shows into art history helps students to: -see cultural aspects of art. - put the time period into perspective. -remember themes more easily. -bring timelines to life. Increases the number of students who want to enroll in your class</p> <p><b>45 minutes</b></p>	<p>Fri., 11/16/2012 ALL 2:00 PM to 4:00 PM Location: BALLROOM A</p> <p><b>General Session 1</b> (Enrichment)</p> <p>Presenter(s): Vincent Valdez</p> <p>Vincent Valdez grew up in San Antonio and demonstrated talent for drawing at an early age. As a young muralist, he began exploring imagery that pertained to social/political statements. Known for astonishing realistic detail in charcoal and pastel he uses friends, family, or himself as models for his drawings. Vincent has artwork shown extensively across the US.</p> <p><b>2 hours</b></p>
<p>Fri., 11/16/2012 MS 4:00 PM to 5:45 PM Location: ROOM 001</p> <p><b>INSIDE THE STUDIO: Tips for Middle School!</b> (Effective Teaching Practices)</p> <p>Presenter(s): Suzanne Greene</p> <p>Learn how to help your middle schoolers think deeply about themselves and their expression, become self-expressive and communicate their intent. Join Suzy as she shows step-by-step how to combine paper cutting techniques and photography to create imaginative self-portraits. This hands-on workshop is free and has seats for 80 hands-on participants (first-come-first-seated &amp; ArtVantage members have seating privileges) as well as seating for 200 observers.</p> <p><b>1 hour and 45 minutes</b></p>	<p>Fri., 11/16/2012 MUS,CBAE 4:00 PM to 4:45 PM Location: ROOM 002 A</p> <p><b>Multiculturalism and the Museum</b> (Effective Teaching Practices)</p> <p>Presenter(s): Kristina Hilliard</p> <p>Discuss current research in multiculturalist studies, and how these issues can be explored within the museum. Session participants will examine current trends in museum education and case studies of museum programming.</p> <p><b>45 minutes</b></p>	<p>Fri., 11/16/2012 ALL 4:00 PM to 4:45 PM Location: ROOM 002 B</p> <p><b>Examination of At-Risk Students in Film</b> (Curriculum)</p> <p>Presenter(s): Jennifer Hartman</p> <p>We will examine the representation of at-risk students by exploring two popular movies, the details surrounding their "true stories," their audience reception and the resulting pedagogical applications for the art classroom.</p> <p><b>45 minutes</b></p>
<p>Fri., 11/16/2012 ALL 4:00 PM to 4:45 PM Location: ROOM 003 A</p> <p><b>Inviting Students' Lives Into the Art Classroom</b> (Effective Teaching Practices)</p> <p>Presenter(s): Ed Check, Future Akins-Tillett, Shannon Walton, and Dawna Helstrom</p> <p>Panelists discuss the practical and social issues they face as teachers when they invite their students' lives into their art classrooms. Panelists share classroom examples and discuss ways to match artistic practice to the lived lives of students.</p> <p><b>45 minutes</b></p>	<p>Fri., 11/16/2012 HE,ALL 4:00 PM to 6:45 PM Location: ROOM 003 B</p> <p><b>Higher Education Research Panel</b> (Effective Teaching Practices)</p> <p>Presenter(s): Michelle Kraft</p> <p>In this presentation, Texas art education faculty in Higher Education share their recent and ongoing scholarly research and creative activity.</p> <p><b>2 hours and 45 minutes</b></p>	<p>Fri., 11/16/2012 MS,HS 4:00 PM to 4:45 PM Location: ROOM 004</p> <p><b>From Flat to Fabulous</b> (Curriculum)</p> <p>Presenter(s): Rebecca Scott and Angelique Hall</p> <p>Using acrylic paint, gel medium, wire mesh and a wide array of collaging materials students will learn new ways to think about these materials as they create Acrylic Collage Vessels. Demonstration, complete instructions and Powerpoint will be provided.</p> <p><b>45 minutes</b></p>



<p>Fri., 11/16/2012 ELEM,MS 4:00 PM to 4:45 PM Location: ROOM 005</p> <p><b>Look at Me! A K-6 Sequential Self Portrait Unit</b> (Curriculum)</p> <p>Presenter(s): Maren Farmer</p> <p>Young students are introduced to self-portraits by depicting themselves as princes, princesses, or part of a social group. Middle-grade students create 2D portraits, while upper-grade students use photography and clay to reflect their personalities.</p> <p><b>45 minutes</b></p>	<p>Fri., 11/16/2012 ELEM,E-CHLD,STU 4:00 PM to 5:45 PM Location: ROOM 006 A</p> <p><b>Getting the Job/What to Expect the First Year</b> (Curriculum)</p> <p>Presenter(s): Kristina York, Lezley Stiff, Amy Westfall, and Natalie Hodges</p> <p>We will be discussing interviewing tips and preparation ideas to get the first art teaching job. Also, during this discussion we will emphasize what happens after you get the job in an elementary classroom and school.</p> <p><b>1 hour and 45 minutes</b></p>	<p>Fri., 11/16/2012 HS,ALL 4:00 PM to 5:45 PM Location: ROOM 006 B</p> <p><b>Encaustic Mixed Media: Beyond the Expected</b> (Curriculum)</p> <p>Presenter(s): Patricia Baldwin Seggebruch</p> <p>Artist, author and international instructor Patricia Baldwin Seggebruch brings her newest techniques of encaustic on plaster, tar and other foundation materials to exemplify just how diverse, easy and adaptable this medium is for the artist and craft person alike.</p> <p><b>1 hour and 45 minutes</b></p>
<p>Fri., 11/16/2012 HS,HS/AP 4:00 PM to 5:45 PM Location: ROOM 006 C</p> <p><b>Stamping: Stippling with Stamps</b> (Curriculum)</p> <p>Presenter(s): Carol Parker Mittal</p> <p>Use a basic rubber stamp to create a representational "drawing" with a dramatic range of light and dark values. There will be a demonstration, examples of student work, and plenty of time to try the technique on your own.</p> <p><b>1 hour and 45 minutes</b></p>	<p>Fri., 11/16/2012 ELEM 4:00 PM to 6:45 PM Location: ROOM 006 D</p> <p><b>The Value of Creativity: Freedom With Focus</b> (Curriculum)</p> <p>Presenter(s): Patricia Barry and Sarah Sanders</p> <p>Participants will experience creativity-sparking strategies for use in their classrooms, and then be immersed in a hands-on, multi-layered, problem-solving, painting process filled with "value"-able tips and techniques for elementary students.</p> <p><b>2 hours and 45 minutes</b></p>	<p>Fri., 11/16/2012 ALL,HS 4:00 PM to 4:45 PM Location: ROOM 007 A</p> <p><b>MASTER ART EDUCATOR: Creative Thinking</b> (Curriculum)</p> <p>Presenter(s): Nicole Brisco</p> <p>Applaud creative thinking rather than mimicry. Originality ideas are key to student success. Participants will receive lessons that outline innovative concepts, helping to make student connections to their own experiences.</p> <p><b>45 minutes</b></p>
<p>Fri., 11/16/2012 ALL 4:00 PM to 4:45 PM Location: ROOM 007 B</p> <p><b>Simple Pewter Casting Methods</b> (Curriculum)</p> <p>Presenter(s): Cathy Mitchell, Shannon Kessler, and Brenda Fee</p> <p>Objective: Cuttlefish and Bologna Sandwich Casting: Fascinate your students with simple pewter casting Methods! Students will learn two approaches to Cuttlefish Casting as well as how to cast in paper.</p> <p><b>45 minutes</b></p>	<p>Fri., 11/16/2012 MS,HS 4:00 PM to 4:45 PM Location: ROOM 007 C</p> <p><b>Chilling with Chihuly</b> (Curriculum)</p> <p>Presenter(s): Mitzi Fritzke and Leslie Booth</p> <p>We will demonstrate an inexpensive and child friendly way to replicate the beautiful blown glass sculpture of Dale Chihuly using only plastic film, Mod Podge, food coloring, plastic cups and hand held hair dryers.</p> <p><b>45 minutes</b></p>	<p>Fri., 11/16/2012 MS,HS 4:00 PM to 5:45 PM Location: ROOM 007 D</p> <p><b>Fear Not! One &amp; Two Point Perspective</b> (Curriculum)</p> <p>Presenter(s): Karen Fox and Lacey Trevino</p> <p>Teach your students the foundation of perspective. Also,compare this concept with writing an English paper. Boy, won't our principals be happy! You will leave with basic instructions, your very own cityscapes (3), and lots of ideas to change it up.</p> <p><b>1 hour and 45 minutes</b></p>
<p>Fri., 11/16/2012 HS,MS 4:00 PM to 5:45 PM Location: ROOM 008 A</p> <p><b>Illustrator CS6, Photoshop CS6</b> (Technology)</p> <p>Presenter(s): Scott Carroll</p> <p>Introduction to Adobe CS6 creative tools including Adobe illustrator, Photoshop, and Flash.</p> <p><b>1 hour and 45 minutes</b></p>	<p>Fri., 11/16/2012 HS,MS 4:00 PM to 5:45 PM Location: ROOM 008 B</p> <p><b>Adobe Workshop 3</b> (Technology)</p> <p>Presenter(s): Scott Trudeau</p> <p>This workshop will review the use of Adobe products.</p> <p><b>1 hour and 45 minutes</b></p>	<p>Fri., 11/16/2012 HS,ALL 4:00 PM to 4:45 PM Location: ROOM 101 A</p> <p><b>Juicy Journaling: Artsy Girl GEEK</b> (Effective Teaching Practices)</p> <p>Presenter(s): Joan Maresh Hansen, Margo Thorn, and Lana Downs Awbrey</p> <p>Extend the classroom lessons with any one of these juicy journal ideas. Saturate your senses with interactive sketchbooks and more. See these IDEA DIVAS strategies to teach art while their little darlin's are having fun expressing themselves.</p> <p><b>45 minutes</b></p>

<p>Fri., 11/16/2012 HS,MS,HS/AP 4:00 PM to 4:45 PM Location: ROOM 101 B</p> <p><b>Preparing for the VASE Interview, Skills for Life</b> (Enrichment)</p> <p>Presenter(s): Stuart Millard and Lisa Millard</p> <p>This is a comprehensive study to help you develop your student's interview skills for the Regional VASE interview. The practical skills learned far exceed VASE, but will provide them with much needed and timely job interviewing skills and techniques.</p> <p><b>45 minutes</b></p>	<p>Fri., 11/16/2012 ELEM,CBAE,STU,ALL 4:00 PM to 4:45 PM Location: ROOM 102 A</p> <p><b>Diving Our Blue Planet</b> (Effective Teaching Practices)</p> <p>Presenter(s): Jacqueline Stanley</p> <p>Students, as diver explorers, study different parts of the ocean, and learn about how different cultures use art to tell stories about ocean creatures and habitats and how we are all connected. Lesson plans and ideas will be provided.</p> <p><b>45 minutes</b></p>	<p>Fri., 11/16/2012 HS,ALL 4:00 PM to 4:45 PM Location: ROOM 102 B</p> <p><b>Updates on Art &amp; Media Communications Curriculum</b> (Curriculum)</p> <p>Presenter(s): Christina Bain, Christopher Adejumo, Paul Bolin, Kara Hallmark, and Melinda Mayer</p> <p>Learn more about Art &amp; Media Communications, an innovative high school curriculum developed by the Texas Cultural Trust. UT faculty will provide a curriculum overview and lead discussion about ways to adapt these concepts to your classroom.</p> <p><b>45 minutes</b></p>
<p>Fri., 11/16/2012 HS,MS,HS/AP 4:00 PM to 4:45 PM Location: ROOM 103 A</p> <p><b>Pinning Away</b> (Curriculum)</p> <p>Presenter(s): Suzanne McLeod and Nicole Franczvai</p> <p>Pinterest has become the hottest site for those who create or want to. Come see how you can build your own virtual art "boards". Examples will be shown of projects that were found on Pinterest and adapted to the high school level art class.</p> <p><b>45 minutes</b></p>	<p>Fri., 11/16/2012 HS,HS/AP 4:00 PM to 5:45 PM Location: ROOM 103 B</p> <p><b>Artists Alfresco</b> (Curriculum)</p> <p>Presenter(s): Laura Williams and Nancy Huffman</p> <p>Experience en plein aire painting with your students. Travel with us to Spain as we share our month of landscape painting across the Andalusia region, then paint with us as we explore landscape painting in our culture today.</p> <p><b>1 hour and 45 minutes</b></p>	<p>Fri., 11/16/2012 HS/AP,HS 5:00 PM to 6:30 PM Location: EXHIBIT HALL A1</p> <p><b>Classic Color Mixing</b> (Curriculum)</p> <p>Presenter(s): Beth Wild</p> <p>Golden Acrylics takes color mixing "back". A new mixing palette, aimed at mixing colors with a classic sensibility. Traditional classic colors that mix all the way around the color wheel, assuring you and your students can experience a more classic palette. Limit 50</p> <p><b>1 hour and 30 minutes</b></p>
<p>Fri., 11/16/2012 ELEM,MS,HS,CBAE 5:00 PM to 5:45 PM Location: EXHIBIT HALL A2</p> <p><b>2012 Project Guide Demonstrations</b> (Curriculum)</p> <p>Presenter(s): Jennifer Phelps</p> <p>Come see our new 2012 Project Guide. We will see all the projects up close and we'll make a few to take! Get hands-on experience you can take back to your classroom.</p> <p><b>45 minutes</b></p>	<p>Fri., 11/16/2012 ALL 5:00 PM to 5:45 PM Location: EXHIBIT HALL A3</p> <p><b>Get Scratch Happy! Monkeys, Flowers and Dogs</b> (Curriculum)</p> <p>Presenter(s): Linda Sheets</p> <p>It's easy and fun to create instantly gratifying artwork using Ampersand Scratchboard and Clayboard. Workshop will have a brief hands-on component along with sample boards and project information handouts.</p> <p><b>45 minutes</b></p>	<p>Fri., 11/16/2012 ALL 5:00 PM to 5:45 PM Location: EXHIBIT HALL A4</p> <p><b>The Nasco Game Show</b> (Curriculum)</p> <p>Presenter(s): Amy Klotz</p> <p>Share great information on products, projects and what's exciting in art education. Also present a variety of products from manufacturer's all focused on art education K-12. At the end we will shift into game show mode and raffle it all to those attending</p> <p><b>45 minutes</b></p>
<p>Fri., 11/16/2012 MUS,ALL 5:00 PM to 5:45 PM Location: ROOM 002 A</p> <p><b>Museum Stores as Educational Spaces within Museums</b> (Enrichment)</p> <p>Presenter(s): Christy Barlow</p> <p>This session will provide valuable information to museum educators about an often overlooked educational space within the museum. Participants will walk away with a fresh perspective and some new ideas on how to best utilize their museum stores.</p> <p><b>45 minutes</b></p>	<p>Fri., 11/16/2012 ALL 5:00 PM to 5:45 PM Location: ROOM 002 B</p> <p><b>Reaching Gifted Art Students</b> (Effective Teaching Practices)</p> <p>Presenter(s): David Sanders</p> <p>Gifted students have a unique set of social and emotional needs. Learn how to recognize the special needs of both our identified and unidentified gifted students and get the strategies that will help these students reach their highest artistic potential.</p> <p><b>45 minutes</b></p>	<p>Fri., 11/16/2012 HS,MS,SUPV,HE,MUS,CBAE,STU 5:00 PM to 5:45 PM Location: ROOM 003 A</p> <p><b>Documenting Our Neighborhood</b> (Effective Teaching Practices)</p> <p>Presenter(s): Ed Check, Shannon Walton, and Future Akins-Tillett</p> <p>High school art teacher narrates her collaboration with TTU Visual Studies students to develop stories/art with non-white/non-middle class high school students resulting in an exhibition at the Louise Hopkins Underwood Center for the Arts in Lubbock, TX.</p> <p><b>45 minutes</b></p>

<p>Fri., 11/16/2012 MS,ALL 5:00 PM to 6:45 PM Location: ROOM 004</p> <p><b>Carving Out a Niche</b> (Curriculum)</p> <p>Presenter(s): Dannica Barnum and Julie Smith</p> <p>Participants will explore two dimensional relief carving using household drywall. A hit for those looking for art projects on a budget.</p> <p><b>1 hour and 45 minutes</b></p>	<p>Fri., 11/16/2012 ELEM,ALL 5:00 PM to 6:45 PM Location: ROOM 005</p> <p><b>Making Art Meaningful</b> (Enrichment)</p> <p>Presenter(s): Jennifer Woodson Colón</p> <p>This workshop explores using art therapy approaches to enhance art education. Topics include: mental health needs of children, psychosocial impact of art, lessons and classroom management tools based on art therapy theories, and ethics. Handouts provided.</p> <p><b>1 hour and 45 minutes</b></p>	<p>Fri., 11/16/2012 ALL 5:00 PM to 5:45 PM Location: ROOM 007 A</p> <p><b>MASTER ART EDUCATOR: Effective Classroom Environment</b> (Effective Teaching Practices)</p> <p>Presenter(s): Tim Lowke</p> <p>The Master Art Educator builds an effective classroom environment. The room is organized, but functional. Safety concerns are evident within the organization and students are given choices within the safe environment.</p> <p><b>45 minutes</b></p>
<p>Fri., 11/16/2012 ALL 5:00 PM to 6:45 PM Location: ROOM 007 B</p> <p><b>Glass Fusion Magic</b> (Curriculum)</p> <p>Presenter(s): Connie Speer</p> <p>Learn how to make a fused glass project suitable for beginner level of glass fusing. Materials and firing schedules in either ceramic or glass kiln and technique sheet provided. Bring small box to take projects. Limit 50</p> <p><b>1 hour and 45 minutes</b></p>	<p>Fri., 11/16/2012 ALL 5:00 PM to 6:45 PM Location: ROOM 007 C</p> <p><b>Divergent Pyramid Scheme</b> (Curriculum)</p> <p>Presenter(s): Ronelle Howell</p> <p>Brainstorm with colleagues to generate divergent ideas, and explore a single form as departure point to expand former projects. Walk away with many lesson plans and examples, using a variety of materials, while connecting to core curriculum.</p> <p><b>1 hour and 45 minutes</b></p>	<p>Fri., 11/16/2012 ALL 5:00 PM to 5:45 PM Location: ROOM 101 A</p> <p><b>Silent Art Auction</b> (Advocacy)</p> <p>Presenter(s): Anna Mardiros</p> <p>Get your campus involved in what happens in your Art classroom at the same time get your Art students excited about their work!</p> <p><b>45 minutes</b></p>
<p>Fri., 11/16/2012 ALL 5:00 PM to 5:45 PM Location: ROOM 101 B</p> <p><b>It Doesn't Look Like Me!</b> (Curriculum)</p> <p>Presenter(s): Eloiese Krabbenhoft</p> <p>Children's faces don't fit the adult, central European "proportions of the face". Learn to reference the rules of proportion while helping children "see" themselves. The strategy helps students draw faces from many points of view, not just straight on.</p> <p><b>45 minutes</b></p>	<p>Fri., 11/16/2012 MS,ELEM,HS 5:00 PM to 6:45 PM Location: ROOM 102 A</p> <p><b>Printmaking For All</b> (Curriculum)</p> <p>Presenter(s): Sharon Baird</p> <p>Not yet ready to work with lino cuts? This is one of my student's favorite art projects! Join me for a hands on step by step lesson that will have you ready to teach this unit when you get back from conference!. Limit 60</p> <p><b>1 hour and 45 minutes</b></p>	<p>Fri., 11/16/2012 ALL 5:00 PM to 6:45 PM Location: ROOM 102 B</p> <p><b>Pantyhose and Picasso!</b> (Curriculum)</p> <p>Presenter(s): Christine Biscarro, Deanna Smith, and Cassie Appleby</p> <p>Come learn how to make sculptures with some unexpected materials. Pantyhose, wood, and a wire hanger will create some twisty expressions! Add a little Picasso and they become unique, fun, and sometimes comical art history sculptures!</p> <p><b>1 hour and 45 minutes</b></p>
<p>Fri., 11/16/2012 HS 5:00 PM to 6:45 PM Location: ROOM 103 A</p> <p><b>Breaking the Score - Basic Glass Cutting</b> (Curriculum)</p> <p>Presenter(s): Ambra Whitehurst</p> <p>Learn about the basic tools and techniques needed to start cutting glass. Along with a lesson ideas and firing schedules. Limit 30</p> <p><b>1 hour and 45 minutes</b></p>	<p>Fri., 11/16/2012 ALL 5:30 PM to 9:30 PM Location: OFFSITE - MCNAY ART MUSEUM</p> <p><b>Night in the Museum(s)</b> (Enrichment)</p> <p>Presenter(s): Tour</p> <p>The McNay Art Museum, a modern art collection, and the San Antonio Museum of Art, an encyclopedic collection, open their doors to TAEA conference attendees for a progressive reception. Explore McNay exhibitions Estampas de la Raza: Contemporary Prints from the Romo Collection and America's Finest: Recent Works by Vincent Valdez. Then head to the San Antonio Museum of Art to see exhibitions Aphrodite and the Gods of Love and Adad Hannah: Intimate Encounters. Museum admission and bus transportation to both museums included. Limit 300 - Cost \$30</p> <p><b>4 hours</b></p>	<p>Fri., 11/16/2012 ALL 6:00 PM to 7:45 PM Location: ROOM 001</p> <p><b>INSIDE THE STUDIO: The Figure in Contrast</b> (Enrichment)</p> <p>Presenter(s): Vincent Valdez</p> <p>Known for astonishing realistic detail in his charcoal, Valdez leads a charcoal workshop focused on drawing the figure. Participants feel free to bring a photographic reference for figure studies. This hands-on workshop is free and has seats for 80 hands-on participants (first-come-first-seated &amp; ArtVantage members have seating privileges) as well as seating for 200 observers.</p> <p><b>1 hour and 45 minutes</b></p>



<p>Sat., 11/17/2012 MUS,HE 8:00 AM to 8:45 AM Location: ROOM 002 A</p> <p><b>iPad Applications for Self-Guided Tours in Museum</b> (Technology)</p> <p>Presenter(s): Sara Neumann, Jannette Keating, Lucy Kacir, and Sophie Stuart</p> <p>Graduate students from UT-Austin discuss their recent project designing self-guided tours on iPads for various community audiences and the advantages and disadvantages of the iPad and the applications used in regards to their educational goals.</p> <p><b>45 minutes</b></p>	<p>Sat., 11/17/2012 ALL 8:00 AM to 8:45 AM Location: ROOM 002 B</p> <p><b>Art Teachers Helping Chronically Ill Students</b> (Effective Teaching Practices)</p> <p>Presenter(s): Melinda LeBoeuf</p> <p>Learn how art teachers are a fundamental part of the adjustment process for students dealing with chronic illnesses, assist students in dealing with psychological and emotional difficulties of treatment, and help with reintegration into school population.</p> <p><b>45 minutes</b></p>	<p>Sat., 11/17/2012 CBAE,ALL 8:00 AM to 8:45 AM Location: ROOM 003 A</p> <p><b>Art, Emotion, and Their Relationship</b> (Curriculum)</p> <p>Presenter(s): Jennifer Coker</p> <p>For my MAE professional project I created an online community which studied the art/emotions. I would like to share my own experience with art and emotion and how it has helped me cope through difficult times as well as explore ways to help art educators.</p> <p><b>45 minutes</b></p>
<p>Sat., 11/17/2012 HE,MUS,STU 8:00 AM to 8:45 AM Location: ROOM 003 B</p> <p><b>The iPad and the Grad Seminar</b> (Curriculum)</p> <p>Presenter(s): Melinda Mayer and Callan Steinmann</p> <p>How can an iPad connect the art museum and the graduate seminar? Hear students discuss becoming researchers, scholars, and practitioners while creating iPad facilitated self-guided tours of an art museum.</p> <p><b>45 minutes</b></p>	<p>Sat., 11/17/2012 MS,ELEM,HS,HS/AP,MUS,CBAE 8:00 AM to 8:45 AM Location: ROOM 004</p> <p><b>A Walk through Art History: Mural Making as PBL</b> (Effective Teaching Practices)</p> <p>Presenter(s): Jessica Antonelli</p> <p>Tie in the art TEKS with a project flexible enough to hit your tech TEKS, and help you support STAAR style thinking in students with a school mural illustrating art through time. Based on the interactive art history mural at Early Childhood University</p> <p><b>45 minutes</b></p>	<p>Sat., 11/17/2012 ELEM,ALL 8:00 AM to 8:45 AM Location: ROOM 005</p> <p><b>"I'm Game" - Art Games for All Ages</b> (Curriculum)</p> <p>Presenter(s): Emily Strickland</p> <p>Games are a great way to learn, practice skills, and just plain have fun. In this workshop you will learn how to make your own games, modify existing games, share games you already use in your classroom, and make a game to take with you.</p> <p><b>45 minutes</b></p>
<p>Sat., 11/17/2012 ELEM,STU 8:00 AM to 8:45 AM Location: ROOM 006 A</p> <p><b>Found Object Symbol Collage</b> (Curriculum)</p> <p>Presenter(s): Rebecca Schaefer</p> <p>Create a collage that uses supplies you can find around the room, school, or town. Students explore identity through personal symbol making! Lesson is based on an African artist who uses symbolism, found objects, and fibers. Supplies will be provided.</p> <p><b>45 minutes</b></p>	<p>Sat., 11/17/2012 MS,ELEM,HS 8:00 AM to 8:45 AM Location: ROOM 006 B</p> <p><b>Elements &amp; Principles of Art - A New Twist!*</b> (Curriculum)</p> <p>Presenter(s): Marialice Lindig</p> <p>Use mnemonic devices with your classes to help them (and you!) remember all the elements and principles of art. Receive a thorough Powerpoint covering each section. Receive artwork lessons covering the elements of art.</p> <p><b>45 minutes</b></p>	<p>Sat., 11/17/2012 ALL 8:00 AM to 8:45 AM Location: ROOM 006 C</p> <p><b>Responding to Art</b> (Effective Teaching Practices)</p> <p>Presenter(s): Terry Barrett</p> <p>An interactive session engaging participants in non-threatening activities to generate verbal thoughts and embodied feelings in response to works of art. Applicable to all learners.</p> <p><b>45 minutes</b></p>
<p>Sat., 11/17/2012 HS,ELEM,MS,HS/AP 8:00 AM to 8:45 AM Location: ROOM 006 D</p> <p><b>Making Art History Fun</b> (Enrichment)</p> <p>Presenter(s): Jennifer Easterling</p> <p>New tips, tricks, and ideas for incorporating more Art History into the Art classroom and making it fun!</p> <p><b>45 minutes</b></p>	<p>Sat., 11/17/2012 ALL 8:00 AM to 8:45 AM Location: ROOM 007 A</p> <p><b>MASTER ART EDUCATOR: Seeks Continuing Development</b> (Effective Teaching Practices)</p> <p>Presenter(s): Christina Bain</p> <p>The Master Art Educator seeks continuing development in their field and is a perpetual learner. Teachers stay up-to-date as they "feed" themselves artistically to stay fresh &amp; innovative. How can research impact practice and impact student success?</p> <p><b>45 minutes</b></p>	<p>Sat., 11/17/2012 ELEM,MS,HS,CBAE 8:00 AM to 8:45 AM Location: ROOM 007 B</p> <p><b>The Science of Art</b> (Curriculum)</p> <p>Presenter(s): Kristina Hilliard</p> <p>Discover unique projects for the art room featuring scientific experiments and research. Explore connections between artists' work and scientific research. Session participants will be provided with project lesson plans for various grade levels.</p> <p><b>45 minutes</b></p>



<p>Sat., 11/17/2012 ALL 8:00 AM to 8:45 AM Location: ROOM 007 C</p> <p><b>Art Room as Ecosystem</b> (Effective Teaching Practices)</p> <p>Presenter(s): Deborah Yatko</p> <p>Taking care of our earth is a collective effort. Learn how collaboration through critical action research can initiate ecological stewardship in your classroom, school and/or community.</p> <p><b>45 minutes</b></p>	<p>Sat., 11/17/2012 ALL 8:00 AM to 8:45 AM Location: ROOM 007 D</p> <p><b>Curricular Considerations in Art Education*</b> (Curriculum)</p> <p>Presenter(s): Paul Bolin</p> <p>Are you stuck in the same way of teaching art, year after year? This session explores a wide range of curricular approaches available to teachers of art, investigating metaphors for art curriculum to broaden notions of instructional purpose and practice.</p> <p><b>45 minutes</b></p>	<p>Sat., 11/17/2012 ALL 8:00 AM to 8:45 AM Location: ROOM 008 A</p> <p><b>Pinterest 101: How It Works and How to Get Started</b> (Technology)</p> <p>Presenter(s): Shea Phillips</p> <p>Pinterest is an online pin-board with thousands of elementary and secondary projects, how-to videos, tutorials, and resources. I will demonstrate how to open an account, organize, and search for pins.</p> <p><b>45 minutes</b></p>
<p>Sat., 11/17/2012 HS,ELEM,MS,CBAE 8:00 AM to 8:45 AM Location: ROOM 101 A</p> <p><b>Art Club, Art Camp, and Making Money</b> (Advocacy)</p> <p>Presenter(s): Dallas Williams, Chana Jayme, and Eric Champion</p> <p>We have created an Art Club Program that provides students with opportunities to travel for art experiences. We want to share with others our best practices on how we have developed our art camp programs, service hours, and made lots of money.</p> <p><b>45 minutes</b></p>	<p>Sat., 11/17/2012 ALL 8:00 AM to 8:45 AM Location: ROOM 101 B</p> <p><b>Murals as Socially Engaging Art</b> (Curriculum)</p> <p>Presenter(s): Maria Leake</p> <p>How can murals help to spark creative interactions and focus upon social and education issues beyond the classroom? This session will share the trials and errors of an art educator working with students in PK-12 to create murals in diverse settings.</p> <p><b>45 minutes</b></p>	<p>Sat., 11/17/2012 MUS,ELEM,MS,HS 8:00 AM to 8:45 AM Location: ROOM 102 A</p> <p><b>Drawn to Technology</b> (Effective Teaching Practices)</p> <p>Presenter(s): Lindsey Smith, Judith Cottrell, and Kaela Hoskings</p> <p>San Antonio artist Judith Cottrell's work featured a custom made drawing machine in the window at Artpace. Work with the artist to incorporate contemporary approaches to drawing and construct low-tech drawing machines.</p> <p><b>45 minutes</b></p>
<p>Sat., 11/17/2012 MS,HS 8:00 AM to 8:45 AM Location: ROOM 102 B</p> <p><b>Chilling with Chihuly*</b> (Curriculum)</p> <p>Presenter(s): Mitzi Fritzke and Leslie Booth</p> <p>We will demonstrate an inexpensive and child friendly way to replicate the beautiful blown glass sculpture of Dale Chihuly using only plastic film, Mod Podge, food coloring, plastic cups and hand held hair dryers.</p> <p><b>45 minutes</b></p>	<p>Sat., 11/17/2012 HS 8:00 AM to 8:45 AM Location: ROOM 103 A</p> <p><b>Tips and Techniques for "Painting with Pencils"</b> (Curriculum)</p> <p>Presenter(s): Kathi Hanson</p> <p>Learn how to create exciting "pencil paint" effects in your artwork using water soluble graphite and watercolor pencils. Technique demonstrations, project ideas, lecture handout and General Pencil product included.</p> <p><b>45 minutes</b></p>	<p>Sat., 11/17/2012 HS/AP,HS 8:00 AM to 8:45 AM Location: ROOM 103 B</p> <p><b>3 R's Challenge: Rigor, Relevance, and Reflection</b> (Effective Teaching Practices)</p> <p>Presenter(s): Deborah Moore</p> <p>Explore ways to enhance AP studio art curriculum with the 3 R's: rigor, relevance, and reflection. Challenge and empower students to perfect artistic technical skills while transforming conceptual ideas into quality finished products.</p> <p><b>45 minutes</b></p>
<p>Sat., 11/17/2012 ALL 9:00 AM to 11:00 AM Location: BALLROOM A</p> <p><b>General Session 2</b> (Enrichment)</p> <p>Presenter(s): Todd White</p> <p>Todd White was born in Texas from humble roots. His early work was in Hollywood in the animation field, developing characters at some of the most renowned production studios in the country including the cartoon series <i>SpongeBob SquarePants</i>. He developed an artistic style by experimenting with style and concept. His artwork has received acclaim in the UK as well as the US.</p> <p><b>2 hours</b></p>	<p>Sat., 11/17/2012 ALL 10:00 AM to 12:00 PM Location: OFFSITE - ARTPACE</p> <p><b>Focus on Contemporary Art with Sarah Sudhoff</b> (Curriculum)</p> <p>Presenter(s): EXPERIENCE INSTITUTE</p> <p>Discover the world of contemporary photography through the eyes of Artpace San Antonio's International Artist-in-Residence Sarah Sudhoff. At Artpace you'll get to look, learn, create, and reflect by exploring Sudhoff's recently opened exhibition, participating in a hands-on workshop with the artist, and investigating ways that you can present contemporary art to your students through innovative lesson plans. Bus transportation to Artpace, supplies, and lesson plan included. Limit 20 - Cost \$20</p> <p><b>2 hours</b></p>	<p>Sat., 11/17/2012 ALL 10:00 AM to 12:00 PM Location: OFFSITE - CLAY WORLD</p> <p><b>Studio Workshop: Math + Mosaic</b> (Curriculum)</p> <p>Presenter(s): EXPERIENCE INSTITUTE</p> <p>Frank Stella, Piet Mondrian, and Josef Albers used color theory and geometric devices to construct their abstract compositions. Educators create an abstract mosaic inspired by these artists, but with their own twist. Artist Laurel Gibson instructs. Bus transportation to Clay World, supplies, and a lesson plan included. Limit 20 - Cost \$35</p> <p><b>2 hours</b></p>

<p>Sat., 11/17/2012 ALL 10:00 AM to 12:00 PM Location: OFFSITE - SAN ANTONIO WESTSIDE</p> <p><b>Walking Mural Tour (B)</b> (Curriculum)</p> <p>Presenter(s): Tour</p> <p>Listen to personal stories of artists and see beautiful public art pieces that compliment the organic beauty of one of the oldest areas of our state - San Antonio's Westside. The tour includes an in-depth orientation on the history and programs of San Anto Cultural Arts. Take a tour through the neighborhoods of San Antonio's Westside as you view, investigate and learn about the process of the creation of each mural and the people who created these street masterpieces. Limit 30 - Cost \$10</p> <p><b>2 hours</b></p>	<p>Sat., 11/17/2012 ALL 10:00 AM to 12:00 PM Location: OFFSITE - SAY SI</p> <p><b>To Die For: Exploring Dia de los Muertos</b> (Curriculum)</p> <p>Presenter(s): EXPERIENCE INSTITUTE</p> <p>Visit SAY SI for an in-depth look into their current exhibition Muertitos Fest (a celebration of Dia de Los Muertos). Enjoy light refreshments while exploring their spaces, including the Black Box Theatre and gallery, then join SAY SI instructors for multidisciplinary-workshops that are culturally focused and will be sure to inspire your classroom. Snacks, supplies, and bus transportation to SAY SI is included. Limit 25 - Cost \$20</p> <p><b>2 hours</b></p>	<p>Sat., 11/17/2012 HS/AP,HS 11:00 AM to 11:45 AM Location: EXHIBIT HALL A1</p> <p><b>Any Old Brush WON'T Do</b> (Curriculum)</p> <p>Presenter(s): Beth Wild</p> <p>Get the most out of your brushes - the artist's most abused and misunderstood tools. How they are made, what hair is for what medium, how to buy smart, and why all the shapes. Essentials every painter should know. Limit 50</p> <p><b>45 minutes</b></p>
<p>Sat., 11/17/2012 ALL 11:00 AM to 12:45 PM Location: ROOM 001</p> <p><b>INSIDE THE STUDIO: The Daily Doodle</b> (Enrichment)</p> <p>Presenter(s): Sam Gilliam</p> <p>This session encourages art teachers to re-examine the rich potential of the spatial and relational context in which creativity unfolds. An assortment of exercises will explore the special language used in the art studio, and various phases of the creative process as ways to ignite the "artistic mindset." This hands-on workshop is free and has seats for 80 hands-on participants (first-come-first-seated &amp; ArtVantage members have seating privileges) as well as seating for 200 observers.</p> <p><b>1 hour and 45 minutes</b></p>	<p>Sat., 11/17/2012 MUS,HE,CBAE,STU 11:00 AM to 11:45 AM Location: ROOM 002 A</p> <p><b>Technology and Museum Learning</b> (Effective Teaching Practices)</p> <p>Presenter(s): Bridget Hoyt, Melinda Mayer, and Kaela Hoskings</p> <p>Museum educators discuss the role technology plays in museum learning. From creativity centers to gallery teaching aids to distance learning to visitor-generated content, where is technology taking us?</p> <p><b>45 minutes</b></p>	<p>Sat., 11/17/2012 HS,ALL 11:00 AM to 11:45 AM Location: ROOM 002 B</p> <p><b>Art in Charter Schools</b> (Curriculum)</p> <p>Presenter(s): Sharon Warwick and Nicola Glenn</p> <p>Compare and contrast teaching art in a traditional school district with teaching art in a charter school district. Winfree Academy Charter School for at-risk youth will be profiled. Find out how technology is used in this hybrid art course.</p> <p><b>45 minutes</b></p>
<p>Sat., 11/17/2012 CBAE,ALL 11:00 AM to 11:45 AM Location: ROOM 003 A</p> <p><b>A Guatemalan Community-Based Art Education Project</b> (Enrichment)</p> <p>Presenter(s): Paul Bolin</p> <p>A group of Art Education graduate students and faculty from The University of Texas at Austin engaged in a community-based artmaking project in Guatemala. Participants discuss insights gained through this international art education experience.</p> <p><b>45 minutes</b></p>	<p>Sat., 11/17/2012 ALL 11:00 AM to 12:45 PM Location: ROOM 003 B</p> <p><b>Collaboration: Prepare Students with 21st Century Skills</b> (Effective Teaching Practices)</p> <p>Presenter(s): Karie Hill and Barb Reinke</p> <p>We'll share promising practices from innovative schools where creative collaboration occurs today. Each participant will receive access to a free video training series to bring these ideas, hands on exercises, hand outs, and assessment tool to their school</p> <p><b>1 hour and 45 minutes</b></p>	<p>Sat., 11/17/2012 MS,HS 11:00 AM to 11:45 AM Location: ROOM 004</p> <p><b>Screen It!</b> (Curriculum)</p> <p>Presenter(s): Alex Freeman</p> <p>Learn about Mexic-Arte Museum's award-winning screen printing art outreach program while making your own Mexican-inspired canvas tote!</p> <p><b>45 minutes</b></p>
<p>Sat., 11/17/2012 ELEM,E-CHLD 11:00 AM to 12:45 PM Location: ROOM 005</p> <p><b>Look! I Made a Chair, a Robot! a Rocket!</b> (Curriculum)</p> <p>Presenter(s): Ellen Klemm</p> <p>A dynamic line printing process that enables students to expand vis. learning while exploring and discovering; line, shape, letters, pattern, design and much more. Based on the interactive CD-ROM and teacher's guide, "Thinking With a Line" by Cathy Topal.</p> <p><b>1 hour and 45 minutes</b></p>	<p>Sat., 11/17/2012 HS,MS 11:00 AM to 12:45 PM Location: ROOM 006 A</p> <p><b>VASE/JrVASE Training Session for Sponsors</b> (Assessment)</p> <p>Presenter(s): Joey Doyle</p> <p>Teachers who wish to sponsor students at the VASE or JrVASE events in 2013 should attend this presentation to learn process for entering, rules, policies and tips for a successful event.</p> <p><b>1 hour and 45 minutes</b></p>	<p>Sat., 11/17/2012 MS,ALL 11:00 AM to 12:45 PM Location: ROOM 006 B</p> <p><b>Carving Out a Niche*</b> (Curriculum)</p> <p>Presenter(s): Dannica Barnum and Julie Smith</p> <p>Participants will explore two dimensional relief carving using household drywall. A hit for those looking for art projects on a budget.</p> <p><b>1 hour and 45 minutes</b></p>



<p>Sat., 11/17/2012      HS,ALL 11:00 AM to 1:45 PM Location: ROOM 006 C</p> <p><b>Encaustic Indulgence: Painting in Beeswax</b> (Curriculum)</p> <p>Presenter(s): Patricia Baldwin Seggebruch</p> <p>Experience the joy and versatility of this rich, organic medium as artist, author and international instructor Patricia Baldwin Seggebruch teaches you the core encaustic techniques such as collage, image transfer, incising, smooth and textural painting so that you will be primed to build these with all of the endless possibility in the medium.</p> <p><b>2 hours and 45 minutes</b></p>	<p>Sat., 11/17/2012      HS,HE,STU 11:00 AM to 11:45 AM Location: ROOM 006 D</p> <p><b>The Art of Fashion Illustration</b> (Effective Teaching Practices)</p> <p>Presenter(s): Kelly Blessing and Cynthia Hougardy</p> <p>Fashion Design is a multi-faceted field requiring artistry as well as technical expertise. This module gives a realistic approach by incorporating many skills. Teachers will learn how to draw a croquis – 9 Head Fashion Figure, and the figure outline on which designs are sketched. They will also learn how to draw clothing and visualize texture.</p> <p><b>45 minutes</b></p>	<p>Sat., 11/17/2012      ALL 11:00 AM to 11:45 AM Location: ROOM 007 A</p> <p><b>MASTER ART EDUCATOR: Creativity for Everyday Life</b> (Curriculum)</p> <p>Presenter(s): Mel Basham</p> <p>Connect for Success Lesson ideas that relate the creative process and problem-solving skills to everyday life to encourage students to create artwork that relates to their lives and their cultures.</p> <p><b>45 minutes</b></p>
<p>Sat., 11/17/2012      ALL 11:00 AM to 12:45 PM Location: ROOM 007 B</p> <p><b>Installation Gardening</b> (Curriculum)</p> <p>Presenter(s): Gloria Andrews</p> <p>Large ceramic flowers create a surprise overnight garden in the front lawn of the school. It soon became evident the art department was responsible. Brighten up your campus with this project and at the same time teach installation art.</p> <p><b>1 hour and 45 minutes</b></p>	<p>Sat., 11/17/2012      ALL 11:00 AM to 12:45 PM Location: ROOM 007 C</p> <p><b>Hand-Built Pitchers with Surface Design</b> (Curriculum)</p> <p>Presenter(s): Jeff Sandoe</p> <p>Soft earthenware slabs will be used to create Hand-Built Pitchers. Texture will be applied to the surface to add visual interest. Pitchers will be embellished with sprigs, feet and a handle. Pitchers are made using a template even a novice can do. The textured surface is an excellent medium for applying glazes that flow and accentuate the texture in the pottery.</p> <p><b>1 hour and 45 minutes</b></p>	<p>Sat., 11/17/2012      ALL 11:00 AM to 12:45 PM Location: ROOM 007 D</p> <p><b>Pantyhose and Picasso!*</b> (Curriculum)</p> <p>Presenter(s): Christine Biscarro, Deanna Smith, and Cassie Appleby</p> <p>Come learn how to make sculptures with some unexpected materials. Pantyhose, wood, and a wire hanger will create some twisty expressions! Add a little Picasso and they become unique, fun, and sometimes comical art history sculptures!</p> <p><b>1 hour and 45 minutes</b></p>
<p>Sat., 11/17/2012      STU,MS,ALL 11:00 AM to 12:45 PM Location: ROOM 008 A</p> <p><b>iP's In The Art Class</b> (Technology)</p> <p>Presenter(s): John Davis</p> <p>iP's represents the iPhones and iPads and this workshop is design to share knowledge of best apps that an art teacher can effectively use in the classroom. I am simply an art teacher that has made this a passion. Apps that work well in class.</p> <p><b>1 hour and 45 minutes</b></p>	<p>Sat., 11/17/2012      HS,MS 11:00 AM to 12:45 PM Location: ROOM 008 B</p> <p><b>Adobe Workshop 4</b> (Technology)</p> <p>Presenter(s): Scott Trudeau</p> <p>This workshop will review the use of Adobe products.</p> <p><b>1 hour and 45 minutes</b></p>	<p>Sat., 11/17/2012      MS 11:00 AM to 11:45 AM Location: ROOM 101 A</p> <p><b>Exciting Ways to Incorporate Art History</b> (Curriculum)</p> <p>Presenter(s): Kelli Tilton</p> <p>Lessons that both students and teacher can enjoy that meet state and national standards. Example lessons will include one/two day lessons that can be left for subs, or used between larger projects as well as more in-depth lessons for more advanced classes.</p> <p><b>45 minutes</b></p>
<p>Sat., 11/17/2012      ELEM,SUPV 11:00 AM to 11:45 AM Location: ROOM 101 B</p> <p><b>TEAM Directors Meeting</b> (Enrichment)</p> <p>Presenter(s): Sally Doyle</p> <p>Meeting of TEAM directors for the state.</p> <p><b>45 minutes</b></p>	<p>Sat., 11/17/2012      ALL 11:00 AM to 11:45 AM Location: ROOM 102 A</p> <p><b>Solving the Mysteries of Your Kiln*</b> (Technology)</p> <p>Presenter(s): Mike Sievers</p> <p>Operating a kiln can be a little frustrating when things do not work out quite as planned. We will cover kiln room layout, safety, selecting and entering firing programs, troubleshooting, kiln maintenance and much more. Bring your questions.</p> <p><b>45 minutes</b></p>	<p>Sat., 11/17/2012      MS,HS 11:00 AM to 11:45 AM Location: ROOM 102 B</p> <p><b>Colorful Expression</b> (Curriculum)</p> <p>Presenter(s): Marilyn Venne</p> <p>Learn to create colorful, stylized self portraits with oil pastels. By using tints and complementary colors, these portraits spring to life. Small artists can do simple versions, while older students can add more details. All age groups welcome.</p> <p><b>45 minutes</b></p>

SATURDAY	<p>Sat., 11/17/2012 HS 11:00 AM to 12:45 PM Location: ROOM 103 A</p> <p><b>Beading It: Making Polyclay Beads From Canes</b> (Curriculum)</p> <p>Presenter(s): Treena Rowan</p> <p>Don't have the resources to buy all those acrylic rollers and the rest of the supplies for working with polyclay? Come and learn some short-cuts to make working with polyclay more affordable. Important: Bring an old smooth hardcover book with you.</p> <p><b>1 hour and 45 minutes</b></p>	<p>Sat., 11/17/2012 HS/AP 11:00 AM to 11:45 AM Location: ROOM 103 B</p> <p><b>Modern Cinema and AP Art History*</b> (Curriculum)</p> <p>Presenter(s): Stephanie Patrisso</p> <p>Fusing modern movies/tv shows into art history helps students to: -see cultural aspects of art. - put the time period into perspective. -remember themes more easily. -bring timelines to life. Increases the number of students who want to enroll in your class</p> <p><b>45 minutes</b></p>	<p>Sat., 11/17/2012 ALL 11:30 AM to 1:00 PM Location: OFFSITE - SAN ANTONIO RIVER</p> <p><b>Riverboat Tour on the San Antonio River (A)</b> (Curriculum)</p> <p>Presenter(s): Tour</p> <p>Tour the downtown landscape and architecture while enjoying a traditional San Antonio meal. Mexican lunch from the famous Casa Rio restaurant and a guided tour will be provided during this relaxing cruise down the river. Walk to boat..Limit 20 - Cost \$35</p> <p><b>1 hour and 30 minutes</b></p>
	<p>Sat., 11/17/2012 ALL 11:30 AM to 1:00 PM Location: OFFSITE - SAN ANTONIO RIVER</p> <p><b>Riverboat Tour on the San Antonio River (B)</b> (Curriculum)</p> <p>Presenter(s): Tour</p> <p>Tour the downtown landscape and architecture while enjoying a traditional San Antonio meal. Mexican lunch from the famous Casa Rio restaurant and a guided tour will be provided during this relaxing cruise down the river. Walk to boat. Limit 20 - Cost \$35</p> <p><b>1 hour and 30 minutes</b></p>	<p>Sat., 11/17/2012 HS/AP,HS 12:00 PM to 1:30 PM Location: EXHIBIT HALL A1</p> <p><b>Next Steps in Acrylic</b> (Curriculum)</p> <p>Presenter(s): Beth Wild</p> <p>Ever wonder what the next step in acrylics would be? This is it. A long researched project from Golden will be shown and could dramatically change the way you think and work with acrylics. It is advised that you have attended a prior Golden workshop. Limit 50</p> <p><b>1 hour and 30 minutes</b></p>	<p>Sat., 11/17/2012 ELEM,SUPV 12:00 PM to 12:45 PM Location: EXHIBIT HALL A2</p> <p><b>Davis Publications Presents a Fine Art &amp; Vocab Program</b> (Curriculum)</p> <p>Presenter(s): Barbara Place</p> <p>Discussions4Learning is designed to develop high-level vocabulary based on discussions of fine art images and real world photos. The presentation will include strategies for how the art teacher can incorporate images and vocabulary into existing art instruction.</p> <p><b>45 minutes</b></p>
	<p>Sat., 11/17/2012 ELEM,MS,HS,CBAE 12:00 PM to 12:45 PM Location: EXHIBIT HALL A3</p> <p><b>2012 Project Guide Demonstrations*</b> (Curriculum)</p> <p>Presenter(s): Jennifer Phelps</p> <p>Come see our new 2012 Project Guide. We will see all the projects up close and we'll make a few to take! Get hands-on experience you can take back to your classroom.</p> <p><b>45 minutes</b></p>	<p>Sat., 11/17/2012 ALL 12:00 PM to 12:45 PM Location: EXHIBIT HALL A4</p> <p><b>No Kiln, No Problem! Air Dry Clay!!!*</b> (Curriculum)</p> <p>Presenter(s): Jill Davis</p> <p>Hopefully BACK BY POPULAR DEMAND!!! A hands-on presentation using Air Dry Clay! Get first hand experience using this awesome clay and see for yourself that there truly is an available, affordable alternative to kiln fired clays! Q &amp; A at end of session.</p> <p><b>45 minutes</b></p>	<p>Sat., 11/17/2012 MUS,HE 12:00 PM to 12:45 PM Location: ROOM 002 A</p> <p><b>Visitor Interaction with Video Art</b> (Enrichment)</p> <p>Presenter(s): Sara Neumann</p> <p>A presentation of thesis research on how museum visitors describe their meaning making while watching video art, learning models visitors draw from in their responses, and what practices in media and visual literacy can benefit education around video art.</p> <p><b>45 minutes</b></p>
	<p>Sat., 11/17/2012 ALL 12:00 PM to 12:45 PM Location: ROOM 002 B</p> <p><b>Writing for Trends</b> (Advocacy)</p> <p>Presenter(s): Maria Leake, Christina Bain, and Amanda Alexander</p> <p>Are you interested in writing for a scholarly, peer-reviewed journal that highlights the impact of art education on diverse learners? The 2013 Co-Editors of Trends will provide information, suggestions, and recommendations for submission of articles.</p> <p><b>45 minutes</b></p>	<p>Sat., 11/17/2012 CBAE,HE,STU 12:00 PM to 12:45 PM Location: ROOM 003 A</p> <p><b>Imaginarte: An Outreach Mobile Art Education Program</b> (Curriculum)</p> <p>Presenter(s): Adriana Martinez-Gonzales</p> <p>Research about community outreach through a mobile art curriculum for bilingual families. An itinerant program provides bilingual learners with opportunities to build community through collaboration, participation and enhancing free-choice learning.</p> <p><b>45 minutes</b></p>	<p>Sat., 11/17/2012 MS,HS 12:00 PM to 1:45 PM Location: ROOM 004</p> <p><b>Sensational Statues!*</b> (Curriculum)</p> <p>Presenter(s): Jill Brown</p> <p>Participants will create their own wire sculpture human form armature, apply plaster gauze strips and metallic acrylic...voila! bronze statues!</p> <p><b>1 hour and 45 minutes</b></p>



<p>Sat., 11/17/2012 MS,HS 12:00 PM to 12:45 PM Location: ROOM 006 D</p> <p><b>Exciting Pencil Art Is Unpredictable</b> (Curriculum)</p> <p>Presenter(s): Kathi Hanson</p> <p>Learn how to create expressive, unexpected markings of interest within a drawing. Grate and burnish pigment particles, dissolve pigment, unusual blending tool effects, resists, and more. Demonstration/product/handout included.</p> <p><b>45 minutes</b></p>	<p>Sat., 11/17/2012 ALL 12:00 PM to 12:45 PM Location: ROOM 007 A</p> <p><b>MASTER ART EDUCATOR: Actively Engaging the Student</b> (Curriculum)</p> <p>Presenter(s): Suzanne Greene</p> <p>How to actively engage students at all times. Learning is student centered, concept driven, relevant to the student, encouraging, cross curricular, engaging, student-guided, and team building. Projects are open ended.</p> <p><b>45 minutes</b></p>	<p>Sat., 11/17/2012 ELEM 12:00 PM to 1:45 PM Location: ROOM 101 A</p> <p><b>Globally Inspired Art Lesson Plans!</b> (Curriculum)</p> <p>Presenter(s): Trina Harlow</p> <p>Create art projects to take home with you, complete with unit lesson plans! Art inspired by Africa, Central and South America including Cuba and Italy will be presented. Cross-curricular ideas included. Go global in your art room!</p> <p><b>1 hour and 45 minutes</b></p>
<p>Sat., 11/17/2012 STU,ELEM,HS 12:00 PM to 12:45 PM Location: ROOM 101 B</p> <p><b>I Don't Just Need to Know About Art to Teach?</b> (Classroom Management)</p> <p>Presenter(s): Rebecca Schaefer and Lacy Blue</p> <p>Struggling to control those crazy kids you call students? Looking for some ideas on how to better manage your time? Come join us and gain useful tips for classroom management in both the elementary and secondary art classrooms.</p> <p><b>45 minutes</b></p>	<p>Sat., 11/17/2012 HS,ELEM,MS,CBAE 12:00 PM to 12:45 PM Location: ROOM 102 A</p> <p><b>Art in Public Spaces: Tile Mural Installations</b> (Curriculum)</p> <p>Presenter(s): Karin Stensrud</p> <p>Explore the process of leading students through designing, fabricating, and installing large ceramic tile murals in public spaces in their community. Everything from grant writing for funding, to blogging the installation process is covered.</p> <p><b>45 minutes</b></p>	<p>Sat., 11/17/2012 HS,MS 12:00 PM to 1:45 PM Location: ROOM 102 B</p> <p><b>Kaleidoscopes!!!</b> (Curriculum)</p> <p>Presenter(s): Kathy Towers</p> <p>Create exciting 12" kaleidoscopes using tracing paper and found images or designs!</p> <p><b>1 hour and 45 minutes</b></p>
<p>Sat., 11/17/2012 HS,HS/AP 12:00 PM to 12:45 PM Location: ROOM 103 B</p> <p><b>Successful Sketchbooks</b> (Curriculum)</p> <p>Presenter(s): Carol Parker Mittal</p> <p>This presentation will feature student examples, assessments, strategies for idea development, critique prompts, and ways to implement sketchbooks for the beginning, intermediate, and advanced student.</p> <p><b>45 minutes</b></p>	<p>Sat., 11/17/2012 ALL 1:00 PM to 3:00 PM Location: OFFSITE - CLAY WORLD</p> <p><b>Studio Workshop: Low-Fire Glazes for the Classroom</b> (Curriculum)</p> <p>Presenter(s): EXPERIENCE INSTITUTE</p> <p>Learn how to mix your own glazes and apply them to a bisque tile surface creating a abstract work that can be framed, hung, or stand alone. Tim Martin, AMACO instructs and a lesson plan is provided. Bus transportation to Clay World included. Limit 20 - Cost \$35</p> <p><b>2 hours</b></p>	<p>Sat., 11/17/2012 ALL 1:00 PM to 3:00 PM Location: OFFSITE - MCNAY ART MUSEUM</p> <p><b>Portraits of Americana</b> (Curriculum)</p> <p>Presenter(s): EXPERIENCE INSTITUTE</p> <p>TAEA Keynote Speaker Vincent Valdez has a solo exhibition at the McNay Art Museum entitled America's Finest: Recent Works by Vincent Valdez. He also has screenprints in the McNay exhibition Estampas de la Raza: Contemporary Prints from the Romo Collection. Engage with works honoring contemporary warriors and celebrating Mexican American artists. Try a variety of drawing exercises designed for the classroom and museum gallery. Supplies, bus transportation to the McNay Art Museum, and museum admission included. Limit 20 - Cost \$20</p> <p><b>2 hours</b></p>
<p>Sat., 11/17/2012 ALL 1:00 PM to 3:00 PM Location: OFFSITE - MCNAY ART MUSEUM</p> <p><b>Vector Art 101</b> (Curriculum)</p> <p>Presenter(s): EXPERIENCE INSTITUTE</p> <p>Find out about more about vector art with San Antonio artist Michael Menchaca and learn to create your own with Adobe Illustrator. Menchaca's print Cuando El Río Suena Gatos Lleva from Codex Migratus, is on view at the McNay Art Museum in the exhibition Estampas de la Raza: Contemporary Prints from the Romo Collection. Participants will also receive a private tour of the exhibition which also includes prints by Vincent Valdez. Supplies, bus transportation to the McNay Art Museum, and museum admission included. Limit 20 - Cost \$20</p> <p><b>2 hours</b></p>	<p>Sat., 11/17/2012 ALL 1:00 PM to 3:00 PM Location: OFFSITE - S.A. MUSEUM OF ART</p> <p><b>Aphrodite and the Gods of Love (B)</b> (Curriculum)</p> <p>Presenter(s): EXPERIENCE INSTITUTE</p> <p>Aphrodite and the Gods of Love, on display at the San Antonio Museum of Art September 15, 2012 to February 17, 2013, reveals a more complex picture of this popular ancient goddess. Workshop includes lesson plans and a tour of Aphrodite and the Gods of Love followed by a hands-on workshop led by Lead Art Educator Noel Bella Merriam. Museum admission, lesson plans, and bus transportation to the San Antonio Museum of Art included. Limit 40 - Cost \$20</p> <p><b>2 hours</b></p>	<p>Sat., 11/17/2012 ALL 1:00 PM to 2:45 PM Location: ROOM 001</p> <p><b>INSIDE THE STUDIO: Transforming Shapes to Characters</b> (Enrichment)</p> <p>Presenter(s): Todd White</p> <p>Transform geometric shapes into characters or cartoon characters with Todd White, one of the animators responsible for Nickelodeon's highest rated show, SpongeBob SquarePants. This hands-on workshop is free and has seats for 80 hands-on participants (first-come-first-seated &amp; ArtVantage members have seating privileges) as well as seating for 200 observers.</p> <p><b>1 hour and 45 minutes</b></p>

<p>Sat., 11/17/2012 MUS,ELEM,MS,HS,CBAE 1:00 PM to 1:45 PM Location: ROOM 002 A</p> <p><b>Epics &amp; Experiences: Storytelling in Asian Art</b> (Enrichment)</p> <p>Presenter(s): Elizabeth Roath</p> <p>Unlock the past and bring to life the stories found within the art of China, Japan and India! Discover how weaving stories with family programs and docent led tours creates spaces of learning and interaction within shared spaces with works of art.</p> <p><b>45 minutes</b></p>	<p>Sat., 11/17/2012 ALL 1:00 PM to 1:45 PM Location: ROOM 002 B</p> <p><b>Copyright Infringement and Fair Use in Art</b> (Effective Teaching Practices)</p> <p>Presenter(s): Tina Farrell</p> <p>What really constitutes a violation of copyright and fair use in artworks? Learn the 411 on this important topic!</p> <p><b>45 minutes</b></p>	<p>Sat., 11/17/2012 CBAE,ALL 1:00 PM to 1:45 PM Location: ROOM 003 A</p> <p><b>Communities of Practice: Two Texas Towns</b> (Effective Teaching Practices)</p> <p>Presenter(s): Dawn Stienecker</p> <p>Examine two communities of practice - Houston's art car community and glass up-cycling in Nacogdoches. Consider member roles as participants contribute to and shape these movements, as well as the implications for local projects.</p> <p><b>45 minutes</b></p>
<p>Sat., 11/17/2012 ALL 1:00 PM to 1:45 PM Location: ROOM 003 B</p> <p><b>The Value of Trash Art</b> (Curriculum)</p> <p>Presenter(s): Cindy Hasio</p> <p>Teaching how to create art and connect them with other disciplines such as science, biology, math, geology and English can motivate students to understand recycled arts' value and problem solve while being less wasteful in the process.</p> <p><b>45 minutes</b></p>	<p>Sat., 11/17/2012 ELEM,MS,HS 1:00 PM to 2:45 PM Location: ROOM 005</p> <p><b>Roofing Felt! It's Not Just for Roofers Anymore!*</b> (Curriculum)</p> <p>Presenter(s): Deanna Smith, Christine Biscarro, and Cassie Appleby</p> <p>Create beautiful paintings using roofing felt, soap, and acrylics! Put your boring paper aside and experiment with a construction material often overlooked by art teachers! If you like to make art using different mediums, then this is the class for you!!</p> <p><b>1 hour and 45 minutes</b></p>	<p>Sat., 11/17/2012 MS,ELEM,HE,STU 1:00 PM to 2:45 PM Location: ROOM 006 A</p> <p><b>Printmaking A through Z</b> (Curriculum)</p> <p>Presenter(s): Erik Nielsen</p> <p>Printmaking ideas and techniques for public school students. A large number of samples will be available for review and discussion</p> <p><b>1 hour and 45 minutes</b></p>
<p>Sat., 11/17/2012 ALL 1:00 PM to 2:45 PM Location: ROOM 006 B</p> <p><b>Divergent Pyramid Scheme*</b> (Curriculum)</p> <p>Presenter(s): Ronelle Howell</p> <p>Brainstorm with colleagues to generate divergent ideas, and explore a single form as departure point to expand former projects. Walk away with many lesson plans and examples, using a variety of materials, while connecting to core curriculum.</p> <p><b>1 hour and 45 minutes</b></p>	<p>Sat., 11/17/2012 ALL 1:00 PM to 2:45 PM Location: ROOM 006 D</p> <p><b>Tortillas with a Twist</b> (Curriculum)</p> <p>Presenter(s): Mary Cavazos and Lena Rodriguez</p> <p>In this hands-on workshop you will use the tortilla as a canvas. You will be introduced to the work of artist Joe Bravo, and his technique of creating art out of the Mexican staple food. There will also be a demo on making your very own flour tortillas!</p> <p><b>1 hour and 45 minutes</b></p>	<p>Sat., 11/17/2012 ALL 1:00 PM to 1:45 PM Location: ROOM 007 A</p> <p><b>MASTER ART EDUCATOR: Relating to Students</b> (Effective Teaching Practices)</p> <p>Presenter(s): Linda Fleetwood</p> <p>The Master Art Educator sees developing relationship with students as key to student success. Students know they are cared for, risk factors removed. Students care about learning because teacher cares about them. Relationship based on mutual respect.</p> <p><b>45 minutes</b></p>
<p>Sat., 11/17/2012 ALL 1:00 PM to 2:45 PM Location: ROOM 007 B</p> <p><b>Book, Books, and More</b> (Curriculum)</p> <p>Presenter(s): Mel Basham</p> <p>Make three simple books and learn ways to display your creations as sculpture</p> <p><b>1 hour and 45 minutes</b></p>	<p>Sat., 11/17/2012 ELEM,MS 1:00 PM to 1:45 PM Location: ROOM 007 C</p> <p><b>Wall Flowers-or Not! Collage Self-Portraits*</b> (Curriculum)</p> <p>Presenter(s): Pat Rainey</p> <p>Teach an "old dog" project a few new tricks! Use the element of shape integrated with math (estimated fractional parts) to teach real face proportions with fun materials you are probably already storing for spectacular student results.</p> <p><b>45 minutes</b></p>	<p>Sat., 11/17/2012 HS,MS 1:00 PM to 2:45 PM Location: ROOM 007 D</p> <p><b>Plushies Re-Vamp*</b> (Enrichment)</p> <p>Presenter(s): Stephanie Patrisso and Amy Crowder</p> <p>Making "dolls" out of recycled canvas and materials. Embellishing with different materials such as buttons, yarn, old clothes, etc... Teaching pattern, sewing, and embellishment through recycled materials.</p> <p><b>1 hour and 45 minutes</b></p>



<p>Sat., 11/17/2012 ALL 1:00 PM to 2:45 PM Location: ROOM 008 A</p> <p><b>Apple's iPad: Top Ten Apps for the Art Classroom</b> (Technology)</p> <p>Presenter(s): Diane Gregory</p> <p>Discover my top ten Apps for the iPad for productivity, art history and art making. Exchange your list of top ten Apps in a question/answer session. Bring 75 copies to share and develop an online learning community.</p> <p><b>1 hour and 45 minutes</b></p>	<p>Sat., 11/17/2012 HS,MS 1:00 PM to 2:45 PM Location: ROOM 008 B</p> <p><b>Adobe Workshop 5</b> (Technology)</p> <p>Presenter(s): Scott Trudeau</p> <p>This workshop will review the use of Adobe products.</p> <p><b>1 hour and 45 minutes</b></p>	<p>Sat., 11/17/2012 ALL 1:00 PM to 1:45 PM Location: ROOM 101 B</p> <p><b>Public Art After Cows and Other Creatures</b> (Advocacy)</p> <p>Presenter(s): Liz Langdon and Eddith Buis</p> <p>What was the long term impact of this menagerie of art to school, communities and local artists? Learn how one community's public art initiative led to continued public/private sponsorship of both temporary and permanent public art by local artists.</p> <p><b>45 minutes</b></p>
<p>Sat., 11/17/2012 HS,MS 1:00 PM to 1:45 PM Location: ROOM 102 A</p> <p><b>Graphic Novels and Zines</b> (Curriculum)</p> <p>Presenter(s): Terry Barrett</p> <p>An illustrated presentation of zines and graphic novels made by college art education students on a variety of socially engaged topics.</p> <p><b>45 minutes</b></p>	<p>Sat., 11/17/2012 HS,HS/AP 1:00 PM to 2:45 PM Location: ROOM 103 A</p> <p><b>POP ART - Not What You Think!</b> (Effective Teaching Practices)</p> <p>Presenter(s): Michaelann Kelley</p> <p>Quick one day projects will be presented to keep the creative juices flowing in your students. The instructions and art results will be presented in a hands-on format.</p> <p><b>1 hour and 45 minutes</b></p>	<p>Sat., 11/17/2012 HS/AP 1:00 PM to 2:45 PM Location: ROOM 103 B</p> <p><b>Successful Drawing</b> (Effective Teaching Practices)</p> <p>Presenter(s): Ruben Salinas</p> <p>The possibilities in the realm of drawing are limitless. There are two basic and relatively unexplored components that secure the credibility and vitality of one's subject matter: Transparency and Gesture. Demos, materials, and handouts will be provided.</p> <p><b>1 hour and 45 minutes</b></p>
<p>Sat., 11/17/2012 MUS,CBAE 2:00 PM to 2:45 PM Location: ROOM 002 A</p> <p><b>Art MashUps in the Museum</b> (Curriculum)</p> <p>Presenter(s): Mary Jordan</p> <p>McDermott Intern from the Dallas Museum of Art will share the planning process and experiences of how Art MashUps deepen personal connections to works of art and reflective art making practices in the museum environment.</p> <p><b>45 minutes</b></p>	<p>Sat., 11/17/2012 HS,MS,SUPV,HE,CBAE,STU 2:00 PM to 2:45 PM Location: ROOM 002 B</p> <p><b>Looking Beyond Blue Ribbons</b> (Effective Teaching Practices)</p> <p>Presenter(s): Ed Check, Future Akins-Tillett, Richard Lubben, and Dawna Helstrom</p> <p>What are colleges looking for in students and their art? A panel of university, college and high school instructors discuss what knowledge and skills their programs seek in student candidates.</p> <p><b>45 minutes</b></p>	<p>Sat., 11/17/2012 CBAE 2:00 PM to 2:45 PM Location: ROOM 003 A</p> <p><b>Arte del Barrio: Informal Art Communities Revealed</b> (Enrichment)</p> <p>Presenter(s): Cassie Smith</p> <p>The session investigates the importance of the relationship between artists and their environment. It will address a group of contemporary Mexican American artists in Austin, Texas and how they find inspiration from the community and fellow artists.</p> <p><b>45 minutes</b></p>
<p>Sat., 11/17/2012 HE,ALL 2:00 PM to 2:45 PM Location: ROOM 003 B</p> <p><b>Using Staged Photography to Promote Dialogue</b> (Curriculum)</p> <p>Presenter(s): Sheng Kuan Chung</p> <p>A classroom study investigates the process of art interpretation as a social activity by examining how students interpret the issues-driven staged photography they have constructed to promote dialogue about social issues.</p> <p><b>45 minutes</b></p>	<p>Sat., 11/17/2012 MS,HS 2:00 PM to 2:45 PM Location: ROOM 004</p> <p><b>Photo-grid-fic!!</b> (Curriculum)</p> <p>Presenter(s): Dannica Barnum</p> <p>It's time to grid!!! Ms. Barnum will explain the various ways she uses grid art in her classroom so that every student finds success. Discussion of multiple classroom uses, displays of student work, and examples will be available to participants.</p> <p><b>45 minutes</b></p>	<p>Sat., 11/17/2012 HS,MS,HS/AP 2:00 PM to 2:45 PM Location: ROOM 006 C</p> <p><b>The Best Ever Art Lessons for Your Sub!</b> (Curriculum)</p> <p>Presenter(s): Jody Johnson and Phyllis King</p> <p>Have you ever needed some good lessons for those emergencies when you're out of the classroom? This is the workshop for you! We will present an overview of great art lessons along with examples so that you can print them and have them ready.</p> <p><b>45 minutes</b></p>



<p>Sat., 11/17/2012 ALL 2:00 PM to 2:45 PM Location: ROOM 007 A</p> <p><b>MASTER ART EDUCATOR: Process Taught Through Creation of Art</b> (Effective Teaching Practices)</p> <p>Presenter(s): Jennifer Janak</p> <p>The Master Art Educator teaches process and technique through the creation of art. Scaffolding is used to teach process and teaching is differentiated for different student learning styles. Students are encouraged to self-discover and then their findings are celebrated.</p> <p><b>45 minutes</b></p>	<p>Sat., 11/17/2012 ELEM,MS 2:00 PM to 2:45 PM Location: ROOM 007 C</p> <p><b>Origami with a Language Arts Twist</b> (Curriculum)</p> <p>Presenter(s): Cory Burton</p> <p>Learn several different folds/techniques to create storybook caterpillars, radial design ornaments, expandable poetry and more! Sprinkle in some Language Arts and you have a lesson your students, teachers, and principals will LOVE! Ideal for 2nd Grade and UP!</p> <p><b>45 minutes</b></p>	<p>Sat., 11/17/2012 MS,HS 2:00 PM to 2:45 PM Location: ROOM 101 A</p> <p><b>Teaching Judy Chicago's Dinner Party</b> (Curriculum)</p> <p>Presenter(s): Maria Mogas</p> <p>The presenter will discuss implementation of the curriculum framework established by Judy Chicago and her curriculum team for teaching the Dinner Party. Session will explore the Dinner Party, raise consciousness, and innovative activities.</p> <p><b>45 minutes</b></p>
<p>Sat., 11/17/2012 ALL 2:00 PM to 2:45 PM Location: ROOM 101 B</p> <p><b>Juliette Low: Girl Scout Founder and Art Educator</b> (Advocacy)</p> <p>Presenter(s): Lauren Glover</p> <p>It's the Girl Scout centennial! Come learn about Girl Scout founder Juliette Gordon Low's contributions to the field of art education, both within the early Girl Scouting movement and beyond.</p> <p><b>45 minutes</b></p>	<p>Sat., 11/17/2012 ALL 2:00 PM to 2:45 PM Location: ROOM 102 A</p> <p><b>Teaching Art</b> (Effective Teaching Practices)</p> <p>Presenter(s): Paula Oddo and Angie Martinez</p> <p>A panel discussion with other Art teachers, that will share ideas and best teaching practices with others, to enable an exchange of ideas. All level teachers are urged to attend and share your best teaching ideas.</p> <p><b>45 minutes</b></p>	<p>Sat., 11/17/2012 MUS 3:00 PM to 4:45 PM Location: ROOM 002 A</p> <p><b>Museum Education Division Showcase/Meeting</b> (Advocacy)</p> <p>Presenter(s): Elizabeth Roath</p> <p>Museum Education Division Showcase/Meeting</p> <p><b>1 hour and 45 minutes</b></p>
<p>Sat., 11/17/2012 PRIV 3:00 PM to 4:45 PM Location: ROOM 002 B</p> <p><b>Private School Showcase/Meeting</b> (Advocacy)</p> <p>Presenter(s): TBD</p> <p>Private School Showcase/Meeting</p> <p><b>1 hour and 45 minutes</b></p>	<p>Sat., 11/17/2012 CBAE 3:00 PM to 4:45 PM Location: ROOM 003 A</p> <p><b>CBAE Division Showcase/Meeting</b> (Advocacy)</p> <p>Presenter(s): Laurel Goetz</p> <p>CBAE Division Showcase/Meeting</p> <p><b>1 hour and 45 minutes</b></p>	<p>Sat., 11/17/2012 HE 3:00 PM to 4:45 PM Location: ROOM 003 B</p> <p><b>Higher Education Division Showcase/Meeting</b> (Advocacy)</p> <p>Presenter(s): Teri Evans-Palmer</p> <p>Higher Education Division Showcase/Meeting</p> <p><b>1 hour and 45 minutes</b></p>
<p>Sat., 11/17/2012 MS 3:00 PM to 4:45 PM Location: ROOM 004</p> <p><b>Middle School Division Showcase/Meeting</b> (Advocacy)</p> <p>Presenter(s): Yvonne Tibai</p> <p>Middle School Division Showcase/Meeting</p> <p><b>1 hour and 45 minutes</b></p>	<p>Sat., 11/17/2012 ELEM 3:00 PM to 4:45 PM Location: ROOM 005</p> <p><b>Elementary Division Showcase/Meeting</b> (Advocacy)</p> <p>Presenter(s): Tamra Alami</p> <p>Elementary Division Showcase/Meeting</p> <p><b>1 hour and 45 minutes</b></p>	<p>Sat., 11/17/2012 ALL 3:00 PM to 4:45 PM Location: ROOM 008 A</p> <p><b>Technology Interest Group Meeting</b> (Curriculum)</p> <p>Presenter(s): Kari Murphy</p> <p>Meeting for educators who deal with technology and art in the classroom. Discuss current concerns regarding the Art and Technology Interest Group. This group is open to all levels.</p> <p><b>1 hour and 45 minutes</b></p>

<p>Sat., 11/17/2012      Fellows 3:00 PM to 4:45 PM Location: ROOM 101 A</p> <p><b>Fellows Business Meeting</b> (Advocacy)</p> <p>Presenter(s): Keith Arney Fellows Business Meeting</p> <p><b>1 hour and 45 minutes</b></p>	<p>Sat., 11/17/2012      STU 3:00 PM to 4:45 PM Location: ROOM 101 B</p> <p><b>Student Division Showcase/Meeting</b> (Advocacy)</p> <p>Presenter(s): Hillary Bielstein Student Division Showcase/Meeting</p> <p><b>1 hour and 45 minutes</b></p>	<p>Sat., 11/17/2012      MTG 3:00 PM to 4:45 PM Location: ROOM 102 A</p> <p><b>Retired Art Educator Meeting</b> (Advocacy)</p> <p>Presenter(s): Donna Andrich Retired Art Educator Meeting</p> <p><b>1 hour and 45 minutes</b></p>
<p>Sat., 11/17/2012      HS 3:00 PM to 4:45 PM Location: ROOM 103 A</p> <p><b>High School Division Showcase/Meeting</b> (Advocacy)</p> <p>Presenter(s): Cindi Garrett High School Division Showcase/Meeting</p> <p><b>1 hour and 45 minutes</b></p>	<p>Sat., 11/17/2012      ALL 5:00 PM to 7:00 PM Location: OFFSITE - ARTPACE</p> <p><b>An Evening at Artpace San Antonio</b> (Curriculum)</p> <p>Presenter(s): EXPERIENCE INSTITUTE Slow down your busy weekend with a reflective and relaxing evening at Artpace San Antonio. Elementary and middle school educators are invited to visit the newly opened International Artist-in-Residence, Window Works, and Hudson (Show)Room exhibitions. The evening will include hands-on mini workshops, 10-minute tours, and more all while enjoying refreshing beverages and light snacks. Bus transportation to Artpace included...Limit 150 - Cost \$25</p> <p><b>2 hours</b></p>	<p>Sat., 11/17/2012      ALL 5:00 PM to 7:00 PM Location: OFFSITE - SOUTHWEST SCHOOL OF ART</p> <p><b>An Evening at the Southwest School of Art</b> (Curriculum)</p> <p>Presenter(s): EXPERIENCE INSTITUTE High School art teachers are invited to enjoy an evening at the Southwest School of Art. Drinks, tapas, and live music will fill the Navarro Campus patio, and guests can explore the exhibition, Interplay, featuring mechanical objects created by outstanding artists from the U.S. and Great Britain or visit instruction studios for metals, photography, papermaking, book arts, printmaking, and digital media. Bus transportation to the Southwest School of Art included. Limit 250 - Cost \$25</p> <p><b>2 hours</b></p>
<p>Sat., 11/17/2012      ELEM 5:00 PM to 6:45 PM Location: ROOM 001</p> <p><b>INSIDE THE STUDIO: Tips for Elementary!</b> (Effective Teaching Practices)</p> <p>Presenter(s): Samantha Melvin Involve your students in a creative team activity using LCD microscopes and plenty of reflection, observation, and drawing to springboard into abstract work. Follow this with a portrait project with text and you have some successful processes not only to engage students, but to also inspire creative thinking and problem-solving.</p> <p><b>1 hour and 45 minutes</b></p>	<p>Sat., 11/17/2012      MUS 5:00 PM to 5:45 PM Location: ROOM 002 A</p> <p><b>Adapting as an Educator</b> (Effective Teaching Practices)</p> <p>Presenter(s): Kristina Hilliard How do we as educators adapt in various learning environments? Session participants will discuss the underlying educational principles that connect us as teachers, and how we can adapt to teach in various disciplinary settings.</p> <p><b>45 minutes</b></p>	<p>Sat., 11/17/2012      MS,HS 5:00 PM to 5:45 PM Location: ROOM 002 B</p> <p><b>Some Results of Breaking a Traditional Paradigm</b> (Effective Teaching Practices)</p> <p>Presenter(s): Bob Mosier, Jayla Davis, leisa streckfuss, Karen Fearon, and Emily Taylor A necessity 10 years ago has proven essential for the growth of the John Cooper Art Program. Rotating middle school students resulted in higher student achievement and lower teacher fatigue. Images and questions presented by a panel of Cooper teachers.</p> <p><b>45 minutes</b></p>
<p>Sat., 11/17/2012      CBAE,ALL 5:00 PM to 5:45 PM Location: ROOM 003 A</p> <p><b>Arts Deserts Require Casting a Wider Net</b> (Advocacy)</p> <p>Presenter(s): Liz Langdon When art is the newcomer in a recreation program, how do you create an art program that keeps kids returning? It may require stretching the net to integrate the visual arts' natural partners of music, dance, drama or technology. Learn simple techniques.</p> <p><b>45 minutes</b></p>	<p>Sat., 11/17/2012      ALL 5:00 PM to 5:45 PM Location: ROOM 003 B</p> <p><b>The Junction Experience: A TTU Low-Residency MAE</b> (Enrichment)</p> <p>Presenter(s): Ed Check and Future Akins-Tillett Professors share art exhibitions from the summer session of 2012 and describe how MAE students design individualized Masters degree plans with a studio emphasis; discussion details online semesters in fall and spring with 3-6 week summers in Junction.</p> <p><b>45 minutes</b></p>	<p>Sat., 11/17/2012      MS,HS,MUS,CBAE 5:00 PM to 6:45 PM Location: ROOM 004</p> <p><b>Scrimshaw-style Yupo Engraving</b> (Curriculum)</p> <p>Presenter(s): Julie Davis Practiced by New England sailors as early as 1750, Scrimshaw engraves natural materials and fills designs with pigment. Using polypropylene paper and oil pastel, participants engrave a nautical-themed "ditty box".</p> <p><b>1 hour and 45 minutes</b></p>

<p>Sat., 11/17/2012 ELEM,MS 5:00 PM to 6:45 PM Location: ROOM 005</p> <p><b>3D Paper Construction Houses</b> (Curriculum)</p> <p>Presenter(s): Hati Munetsi</p> <p>Using construction paper, create a 3 dimensional house that explores patterns, texture, interior and exterior spaces. It's an excellent math cross-curricular instruction tool when discussing area and tessellations. Ages 3rd - 5th grade.</p> <p><b>1 hour and 45 minutes</b></p>	<p>Sat., 11/17/2012 HS,MS 5:00 PM to 6:45 PM Location: ROOM 006 A</p> <p><b>Foam Plate Kiting</b> (Enrichment)</p> <p>Presenter(s): Janet Wolfe and Billie Jean Gore</p> <p>Participants will learn how to make a kite using supplies that will not break the artroom budget.</p> <p><b>1 hour and 45 minutes</b></p>	<p>Sat., 11/17/2012 HS 5:00 PM to 6:45 PM Location: ROOM 006 B</p> <p><b>Expressionistic Scratch Art</b> (Curriculum)</p> <p>Presenter(s): Karen Blackledge and Sandy Gregory</p> <p>Teachers will create an expressionistic piece of scratch art using oil pastels, india ink and scratch tools. Teachers will take home a lesson plan that incorporates the elements &amp; principles of art using the TEKS.</p> <p><b>1 hour and 45 minutes</b></p>
<p>Sat., 11/17/2012 ALL 5:00 PM to 6:45 PM Location: ROOM 006 C</p> <p><b>Sew What?!!!</b> (Curriculum)</p> <p>Presenter(s): Dawn Stienecker and Sarita Talusani-Keller</p> <p>Stitch together life skills, problem solving, and the TEKS as we share (the joy of) different ways of introducing sewing and creating patterns. Projects range from an open-ended container project to researching and creating a soft sculpture.</p> <p><b>1 hour and 45 minutes</b></p>	<p>Sat., 11/17/2012 ALL 5:00 PM to 6:45 PM Location: ROOM 006 D</p> <p><b>How To Create Unified Abstract Art and Design</b> (Curriculum)</p> <p>Presenter(s): Diana Lookabaugh</p> <p>We'll focus on the use of the design principles and cross-curricular with math to create an abstract design. Develop preliminary ideas using different techniques that will enhance creativity for graphic design and abstract art.</p> <p><b>1 hour and 45 minutes</b></p>	<p>Sat., 11/17/2012 ALL 5:00 PM to 6:45 PM Location: ROOM 007 B</p> <p><b>Mudslinging--Tips for Teaching the Potter's Wheel*</b> (Curriculum)</p> <p>Presenter(s): Michelle Mosher</p> <p>An interactive workshop with demonstration and hands-on components centered on the potter's wheel. Participants will share experiences and tips for problem solving in the clay area.</p> <p><b>1 hour and 45 minutes</b></p>
<p>Sat., 11/17/2012 ELEM,E-CHLD 5:00 PM to 6:45 PM Location: ROOM 007 D</p> <p><b>Thinking With a Line</b> (Curriculum)</p> <p>Presenter(s): Ellen Klemm</p> <p>A simple line printing process that enables students to explore and discover; line, shape, pattern, design, architecture, lettering and much, much more. Based on the book, "Thinking With a Line" by Cathy Wiseman Topal.</p> <p><b>1 hour and 45 minutes</b></p>	<p>Sat., 11/17/2012 ELEM,MS,STU 5:00 PM to 5:45 PM Location: ROOM 101 A</p> <p><b>Management Matters: Strategies that really work!</b> (Classroom Management)</p> <p>Presenter(s): Stephanie Schmid</p> <p>Nip those behaviors before they grow! Learn a variety of classroom management techniques you can take straight into your classroom for a successful, smooth running art room.</p> <p><b>45 minutes</b></p>	<p>Sat., 11/17/2012 ALL 5:00 PM to 5:45 PM Location: ROOM 101 B</p> <p><b>Si, Se Puede: Proving the Power of Art Education</b> (Advocacy)</p> <p>Presenter(s): Cassie Smith</p> <p>The session highlights the work of activists who lobby for Mexican American art and culture. From exhibiting new artists to capturing the oral histories of art advocates, each one labors to ensure the longevity of the arts in their schools and communities.</p> <p><b>45 minutes</b></p>
<p>Sat., 11/17/2012 MS,HS 5:00 PM to 6:45 PM Location: ROOM 102 A</p> <p><b>Art History Bites by the Week</b> (Curriculum)</p> <p>Presenter(s): Kay Arnaud Munger and Meredith Waggoner</p> <p>Teachers will show how to introduce artists and their work to their students in small bites of info by the week. Students can do small pages in manner of artist to help take in the info of artist while composing artwork with their own theme.</p> <p><b>1 hour and 45 minutes</b></p>	<p>Sat., 11/17/2012 ALL 5:00 PM to 5:45 PM Location: ROOM 102 B</p> <p><b>Locating Pre-service Art Narratives</b> (Effective Teaching Practices)</p> <p>Presenter(s): Joana Hyatt</p> <p>Join me in a discussion concerning experiences and critiques from Texas pre-service art educators' concerning their student teaching practicums and how these narratives can contribute to assessing student teaching programs.</p> <p><b>45 minutes</b></p>	<p>Sat., 11/17/2012 HS,MS,HS/AP 5:00 PM to 6:45 PM Location: ROOM 103 A</p> <p><b>Intaglio Invasion!</b> (Curriculum)</p> <p>Presenter(s): Thomas Rogers</p> <p>Incorporate the master printmakers' experience on a shoestring budget. Techniques such as chine colle, a la poupe', viscosity roll and selective wiping will be explored using inexpensive materials, safe for the classroom.</p> <p><b>1 hour and 45 minutes</b></p>



Sat., 11/17/2012 HS,HS/AP,ALL  
5:00 PM to 6:45 PM  
Location: ROOM 103 B

### Drawing Demystified: Perspective from Observation\*

(Effective Teaching Practices)

Presenter(s): Amber Forgey

Have you ever tried to teach students how to draw from OBSERVATION in 1 or 2 point perspective without relying solely upon sighting? This workshop includes a video demonstration of the solution in action and time to make your own tool and sample drawing.

1 hour and 45 minutes

Sat., 11/17/2012 ALL  
7:00 PM to 9:30 PM  
Location: GALLERY

### Artisan's Market (Enrichment)

Creative? Innovative? Strapped for Cash? TAEA has just the thing for you! On Saturday, November 17, TAEA will hold the Second Annual Artisan's Market in the San Antonio Convention Center Gallery. We are looking for members who create their own artistic items to sell or who represent artisans who sell their work. Interested?? See the flyer in the conference information for complete details.

2 hours and 30 minutes



*Come to our Second  
Annual Artisan's Market!  
More fun, fun, fun!*

<p>Sun., 11/18/2012 ELEM,ALL 7:00 AM to 8:00 AM Location: EL MIRADOR</p> <p><b>YAM Breakfast</b> (Advocacy)</p> <p>Presenter(s): Samantha Melvin</p> <p>Come and join us for breakfast and find out what is happening for Youth Art Month for 2013!</p> <p><b>45 minutes</b></p>	<p>Sun., 11/18/2012 MTG 8:00 AM to 8:45 AM Location: EL MIRADOR</p> <p><b>Area IV Meeting</b> (Advocacy)</p> <p>Presenter(s): Debra Clarke, Lauren Glover, Renee Richards, and Stephanie Schmid</p> <p>This session is for TAEA Area IV Members.</p> <p><b>45 minutes</b></p>	<p>Sun., 11/18/2012 MTG 8:00 AM to 8:45 AM Location: LA CONDESA</p> <p><b>Area III Meeting</b> (Advocacy)</p> <p>Presenter(s): Linda Cross, Jody Johnson, Myron Stennett, and Christina Van Hammersveld</p> <p>This session is for TAEA Area III Members.</p> <p><b>45 minutes</b></p>
<p>Sun., 11/18/2012 MTG 8:00 AM to 8:45 AM Location: LA CORONA</p> <p><b>Area I Meeting</b> (Advocacy)</p> <p>Presenter(s): Matthew Martinez, LaRee Morris, and Robbyne Teel</p> <p>This session is for TAEA Area I Members.</p> <p><b>45 minutes</b></p>	<p>Sun., 11/18/2012 MTG 8:00 AM to 8:45 AM Location: LA DUQUESA</p> <p><b>Area V Meeting</b> (Advocacy)</p> <p>Presenter(s): Maureen Doebbler, Tyra Gonzales, Norma Jean Moore, and Yvonne Quijas</p> <p>This session is for TAEA Area V Members.</p> <p><b>45 minutes</b></p>	<p>Sun., 11/18/2012 MTG 8:00 AM to 8:45 AM Location: LA PRINCESA</p> <p><b>Area VI Meeting</b> (Advocacy)</p> <p>Presenter(s): Gretchen Bell, Lee Ann Carrier, and Jean Dierdre King</p> <p>This session is for TAEA Area VI Members.</p> <p><b>45 minutes</b></p>
<p>Sun., 11/18/2012 MTG 8:00 AM to 8:45 AM Location: LA REINA</p> <p><b>Area II Meeting</b> (Advocacy)</p> <p>Presenter(s): Juanetta Bocko and Anna Montalvo</p> <p>This session is for TAEA Area II Members.</p> <p><b>45 minutes</b></p>	<p>Sun., 11/18/2012 ALL 9:00 AM to 11:00 AM Location: SALON DEL REY</p> <p><b>General Session 3</b> (Enrichment)</p> <p>Presenter(s): Sam Gilliam</p> <p>Sam Gilliam is an instructor for the Department of Human Communication and Theatre at Trinity University. Her career in the professional theatre and arts education spans close to 40 years. A passionate advocate for the arts, Sam regularly performs for conferences and spiritual retreats throughout the United States.</p> <p><b>2 hours</b></p>	<p>Sun., 11/18/2012 HS,MS,HS/AP 11:00 AM to 11:45 AM Location: EL MIRADOR</p> <p><b>Alter Ego Clay Sculpture*</b> (Curriculum)</p> <p>Presenter(s): Marjorie Lindsay</p> <p>Learn about a great follow-up assignment to realistic self-portraits. Students create a clay sculpture symbolizing their alter ego. Project includes pre and post writing activities.</p> <p><b>45 minutes</b></p>
<p>Sun., 11/18/2012 HS,HS/AP 11:00 AM to 11:45 AM Location: LA CONDESA</p> <p><b>Successful Sketchbooks*</b> (Curriculum)</p> <p>Presenter(s): Carol Parker Mittal</p> <p>This presentation will feature student examples, assessments, strategies for idea development, critique prompts, and ways to implement sketchbooks for the beginning, intermediate, and advanced student.</p> <p><b>45 minutes</b></p>	<p>Sun., 11/18/2012 ELEM,E-CHLD 11:00 AM to 11:45 AM Location: LA CORONA</p> <p><b>Linking Literacy: Integrating Art and Literacy*</b> (Curriculum)</p> <p>Presenter(s): Kimberly Buskirk, Andrea Luna, and Vicki Lenio</p> <p>By linking literature to the arts, the Linking Literacy program makes artistic connections to pages of a book. As a Crayola "Champion Creatively Alive Children" award winning program, examples will be given of art projects that respond to literature.</p> <p><b>45 minutes</b></p>	<p>Sun., 11/18/2012 HS,ELEM,MS,HS/AP 11:00 AM to 11:45 AM Location: LA DUQUESA</p> <p><b>Making Art History Fun*</b> (Enrichment)</p> <p>Presenter(s): Jennifer Easterling</p> <p>New tips, tricks, and ideas for incorporating more Art History into the Art classroom and making it fun!</p> <p><b>45 minutes</b></p>

Sun., 11/18/2012 MS,HS

11:00 AM to 11:45 AM

Location: LA PRINCESA

**Teaching Judy Chicago's Dinner  
Party\***  
(Curriculum)

Presenter(s): Maria Mogas

The presenter will discuss implementation of the curriculum framework established by Judy Chicago and her curriculum team for teaching the Dinner Party. Session will explore the Dinner Party, raise consciousness, and innovative activities.

**45 minutes**

Sun., 11/18/2012 ELEM,ALL

11:00 AM to 11:45 AM

Location: LA REINA

**Using the Sketchbooks as an Art  
Advocacy Tool\***  
(Advocacy)

Presenter(s): Fahmi Khan

How can you use the basic sketchbook and social media to help you become a stronger art advocate in your community. Promote art within your community and your own professional growth/PDAS. Participants will leave session with new ideas and resources. Bring along a sketchbook!

**45 minutes**



# 2012 TAEA Conference Pre-Registration Form

November 15-18, 2012

San Antonio, Texas

## Pre-Registration Information

**Note: It's easy to register online at [taea.org](http://taea.org)**

Name \_\_\_\_\_

Street Address \_\_\_\_\_

City/State \_\_\_\_\_ Zip \_\_\_\_\_ Telephone (\_\_\_\_) \_\_\_\_\_

Email address \_\_\_\_\_ TAEA Number (if known) \_\_\_\_\_

ISD or Institution Name & City \_\_\_\_\_



**Please list any special requirements you have in order to participate in this program.**

## Pre-Registration Fees

Pre-registration fee includes all workshops, general sessions, and exhibits. It does not include limited space/materials sessions, supervisors meeting, experience institutes and tours.

Early Registration fees end Midnight, October 19, 2012.  
Late Registration fees end Midnight, November 8<sup>th</sup>. After Midnight, November 8<sup>th</sup>, On-Site Registration Fees will apply.

**CIRCLE the appropriate pre-registration fee.**

	Early Regis.	After 10/19	On-Site Regis. 11/9-11/18
Current TAEA Member	\$115	\$130	\$155
Current TAEA Associate Member	\$115	\$130	\$155
Current TAEA Retired Member	\$109	\$124	\$124
Current TAEA Full-time College/Univ. Student	\$53	\$73	\$73
Current TAEA Institution Member	--No Charge--		
TAEA Fellows Registration	\$55	\$55	\$55
Non-TAEA member (incl. conf. regis. & membership)	\$160	\$175	\$200
Non-TAEA Associate Member (incl. conf. regis. & membership)	\$151	\$166	\$191
Non-TAEA College/Univ. Student (incl. conf. regis. & membership)	\$64	\$79	\$79
Non-TAEA Retired Members (incl. conf. regis. & membership)	\$125	\$140	\$140
Non-TAEA Institutional Member (incl. conf. regis. & membership)	\$225	\$225	\$225
Guest (non-art education spouse/friend)	\$115	\$130	\$155

## Division (CIRCLE):

Elementary	Junior/Middle School
High School	Supervision/Administration
College Student	Museum
Institution	Retired
Higher Education	Sustaining
Private School	Other _____

## ArtVantage Card

Renewal Card Holders	\$15.00
New Card Holder	\$20.00

## SUPERVISOR'S MEETING

1 & 2

Thursday & Friday

**NOVEMBER 15 AND 16 2012**

(CIRCLE event to pre-register)

**Thursday - 5pm-8pm, River Room 001B**

**Friday - 8am-11am, River Room 001B  
\$65.00**

**This registration form shows only those institutes, limited space/materials sessions, meetings and tours requiring an additional fee or requiring advance registration.**

**For a complete listing of all educational opportunities, see workshops publicized under conference information on the TAEA website.**

## **Thursday**

### **Limited Space/Materials Sessions - Thursday** **NOVEMBER 15, 2012**

(CIRCLE event to pre-register)

#### **Mixing a Modern Palette**

5:00pm–6:30pm

Maximum of 50 participants

Ticketed Event

## **Friday**

### **Experience Institutes - Friday** **NOVEMBER 16, 2012**

(CIRCLE event to pre-register)

#### **Art in the Garden**

9 –11am

Maximum of 20 participants

\$20

#### **Escuela YOU!**

9 –11am

Maximum of 20 participants

\$20

#### **The Legacy of Linda Pace**

9 –11am

Maximum of 20 participants

\$20

#### **Studio Workshop: Raku 2 Go (A)**

9 –11am

Maximum of 20 participants

\$35

#### **An Afternoon with Blue Star**

1–3pm

Maximum of 15 participants

\$20

#### **Aphrodite and the Gods of Love (A)**

1–3pm

Maximum of 40 participants

\$20

#### **Simple Mechanical Motion**

1–3pm

Maximum of 12 participants

\$20

#### **Studio Workshop: Raku 2 Go (B)**

1–3pm

Maximum of 20 participants

\$35

#### **Then and Now: An Artpace Exploration of Identity**

1–3pm

Maximum of 20 participants

\$20

#### **Night in the Museum(s)**

5:30–9:30pm

Maximum of 300 participants

\$30

## **Limited Space/Materials Sessions - Friday**

**NOVEMBER 16, 2012**

(CIRCLE event to pre-register)

#### **Creating Texture in Acrylic**

9:00–10:30am

Maximum of 50 participants

Ticketed Event

#### **Rose Window with Lybra Pencils and Black Ink**

9:00–10:45am

Maximum of 50 participants

Ticketed Event

#### **Advanced Acrylic Gels**

11:00am–12:30pm

Maximum of 50 participants

Ticketed Event

#### **Classic Color Mixing**

5:00–6:30pm

Maximum of 50 participants

Ticketed Event

#### **Glass Fusion Magic**

5:00–6:45pm

Maximum of 50 participants

Ticketed Event

#### **Printmaking For All**

5:00–6:45pm

Maximum of 60 participants

Ticketed Event

#### **Breaking the Score - Basic Glass Cutting**

5:00–6:45pm

Maximum of 30 participants

Ticketed Event

## **Tours - Friday**

**NOVEMBER 16, 2012**

(CIRCLE event to pre-register)

#### **Walking Mural Tour (A)**

9 –11am

Maximum of 30 participants

\$10

## **Saturday**

### **Experience Institutes - Saturday**

**NOVEMBER 17, 2012**

(CIRCLE event to pre-register)

#### **Focus on Contemporary Art with Sarah Sudhoff**

10am–12pm

Maximum of 20 participants

\$20

#### **Studio Workshop: Math + Mosaic**

10am–12pm

Maximum of 20 participants

\$35

#### **To Die For: Exploring Dia de los Muertos**

10am–12pm

Maximum of 25 participants

\$20

#### **Aphrodite and the Gods of Love (B)**

1–3pm

Maximum of 40 participants

\$20

## Experience Institutes – Saturday (cont'd)

**NOVEMBER 17, 2012**

(CIRCLE event to pre-register)

### **Portraits of Americana**

1–3pm  
Maximum of 20 participants \$20

### **Studio Workshop: Low-Fire Glazes for the Classroom**

1–3pm  
Maximum of 20 participants \$35

### **Vector Art 101**

1–3pm  
Maximum of 20 participants \$20

### **An Evening at Artpace San Antonio**

5–7pm  
Maximum of 150 participants \$25

### **An Evening at the Southwest School of Art**

5–7pm  
Maximum of 250 participants \$25

## Limited Space/Materials Sessions - Saturday

**NOVEMBER 17, 2012**

(CIRCLE event to pre-register)

### **Any Old Brush WON'T Do**

11:00–11:45am  
Maximum of 50 participants Ticketed Event

### **Next Steps in Acrylic**

12:00–1:30pm  
Maximum of 50 participants Ticketed Event

## Tours - Saturday

**NOVEMBER 17, 2012**

(CIRCLE event to pre-register)

### **Walking Mural Tour (B)**

10am–12pm  
Maximum of 30 participants \$10

### **Riverboat Tour on the San Antonio River (A)**

11:30am–1pm  
Maximum of 20 participants \$35

### **Riverboat Tour on the San Antonio River (B)**

11:30am–1pm  
Maximum of 20 participants \$35

## Registration Information:

### Pre-Registration for Limited Space/Materials Sessions, Experience Institutes and Tours

Limited Space/Materials Sessions, experience institutes and tours require pre-registration. Limited space/materials sessions are at no cost but **REQUIRE** pre-registration to attend. Pre-registration and pre-payment for experience institutes and tours is required. If you do not pre-register for limited space/materials sessions, experience institutes and tours you may register on-site if space is available.

**For a complete listing of all educational opportunities, see workshops publicized under conference information on the TAEA website.**

**NOTE:** *The receipt included in your on-site registration will be required for entrance into all limited space/materials sessions, experience institutes and tours.*

**CIRCLE the event you wish to attend**, then add the fees (if applicable) to your basic pre-registration amount. There is no admittance to conference workshops, limited space/materials sessions, experience institutes or tours after they begin, after maximum attendance is reached, or for observations.

## Registration Policies

Only individuals registered for and wearing badges may attend conference programs and visit the Exhibit Hall. A spouse/friend of a registrant need not register unless they wish to participate in TAEA events.

Early pre-registration must be postmarked or received at TAEA Headquarters no later than midnight, October 19, 2012 to receive the early discount. Pre-registrations received between October 20<sup>th</sup> and midnight, November 8<sup>th</sup> will be charged late registration fees. Forms received after midnight, November 8<sup>th</sup> will be considered on-site registrations and applicable fees will apply.

**A \$25.00 processing fee will be charged to all cancellations received on or before midnight, November 5, 2012.**

**No refunds will be issued after midnight, November 5, 2012.**



**Payment Information:**

- PURCHASE ORDERS will be accepted with an added processing fee per order of \$20.00. **PURCHASE ORDER MUST ACCOMPANY CONFERENCE REGISTRATION FORM.**
- No telephone registrations will be accepted.
- Please retain a copy of these completed forms for your records.
- Pre-registration can be faxed with credit card payment to 972-490-4219. If faxing, do NOT mail a copy of this form. Pre-registration can also be done on-line at taea.org.

**Payment:**

ArtVantage Card	\$ _____
Supervisors Meeting:	\$ _____
Basic Registration Fee:	\$ _____
Purchase Order Processing Fee:	\$ _____
(\$20.00) <b>PO must accompany registration form.</b>	
Tours/Experience Institutes:	\$ _____
<b>TOTAL</b>	<b>\$ _____</b>

**CIRCLE Method of Payment:**

Check      MC/VISA      AMEX      PURCHASE ORDER **(Purchase Order and \$20.00 Processing Fee must accompany registration form.)**

**Credit Card Payment Information:**

Print name as it appears on card:

Signature: \_\_\_\_\_

Card #: \_\_\_\_\_

Exp. Date: \_\_\_\_\_ Card Security Code: \_\_\_\_\_

Billing Address: \_\_\_\_\_

\_\_\_\_\_

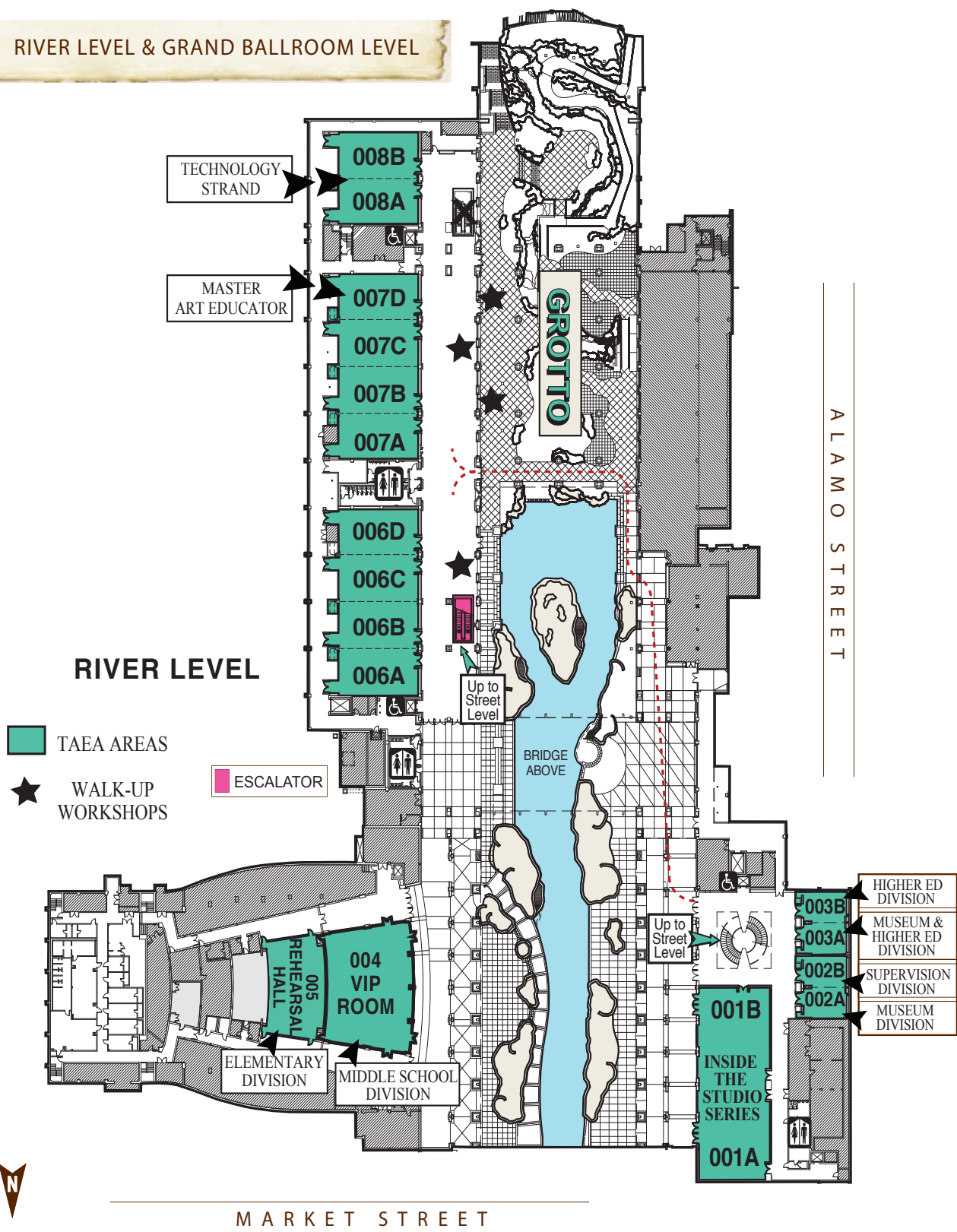
\_\_\_\_\_

Mail completed pre-registration form and payment to:  
TAEA Headquarters  
14070 Proton Road  
Suite 100, LB 9  
Dallas, TX 75244

Fax Pre-registration form (with credit card payment) to:  
**972-490-4219**

# HENRY B. GONZALEZ CONVENTION CENTER

## RIVER LEVEL & GRAND BALLROOM LEVEL



# HENRY B. GONZALEZ CONVENTION CENTER

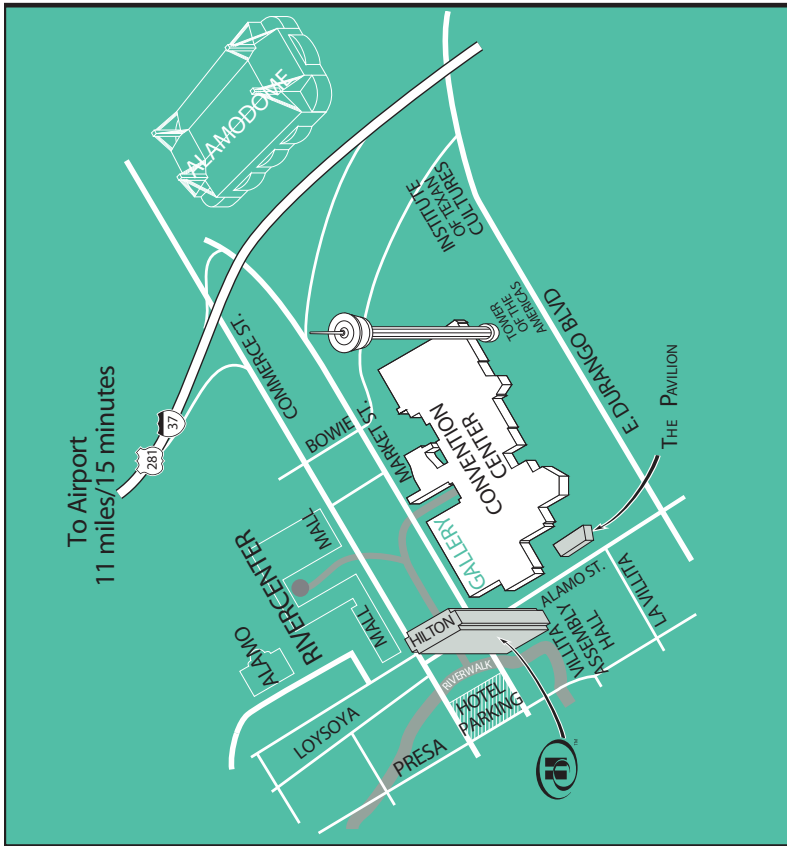






# Hilton Palacio del Rio

200 South Alamo Street, San Antonio, Texas 78205  
Tel: 210-222-1400 • Fax: 210-270-0761 • [www.palaciodelrio.hilton.com](http://www.palaciodelrio.hilton.com)



## MEZZANINE LEVEL

### Salon Del Rey

General Session  
Sunday Only

Pre-Function

La Corona

La Duquesa

La Reina

La Vista

La Princesa

Stetson - River Level



## **Welcome to the 2013 NAEA National Convention**

The 2013 NAEA National Convention will be held March 7-10 in Fort Worth, Texas at the Fort Worth Convention Center and Omni Fort Worth Hotel

### **2013 NAEA National Convention Theme: *Drawing Community Connections***

The NAEA National Convention brings together the many facets of our visual arts education community like no other event. How can every student have access to excellent art education that develops their intelligence and produces the abilities needed to be college and career ready? The collaborative NAEA professional community possesses extraordinary potential to transform creative, forward-thinking ideas into action—impacting teaching and learning, research, museums, future art educators, and educational policymakers. The 2013 NAEA National Convention will explore the value of community—and how our professional community is essential in advancing visual arts education to fulfill human potential and promote global understanding.

# TAEA

## Executive Board/ Council at Large/Division Chairs/ and Area Representatives

### TAEA Officers 2012-13

#### EXECUTIVE BOARD/COUNCIL-AT-LARGE

Linda Fleetwood	President
Sara Chapman	Executive Director
Tim Lowke	President-elect
Cheryl Evans	Past President
Jami Bevans	Secretary
Jackie Brewer	Treasurer
Suzy Greene	Vice President Membership
Mel Basham	Vice President-elect Membership
Samantha Melvin	Vice President YAM
Chris Cooper	Vice President-elect YAM
Joey Doyle	State VASE Director
Ricia Kerber	Commercial Exhibits Director



#### COUNCIL-AT-LARGE

Tamra Alami	Elementary Division Chair
Rebecca Schaefer	Elementary Division Chair-elect
Yvonne Tibai	Middle School Division Chair
Lisa Miller	Middle School Division Chair-elect
Cindi Garrett	High School Division Chair
Betsy Murphy	High School Division Chair-elect
Teri Evans-Palmer	Higher Education Division Chair
Kara Kelly Hallmark	Higher Education Division Chair-elect
Bridget Hoyt	Museum Chair
Kaela Hoskings	Museum Chair-elect
Isabel Romero	Supervision/Administration Chair
Karri Clark	Supervision/Administration Chair-elect
Matthew Martinez	Area I Representative
LaRee Morris	Area I Representative
Robbyne Teel	Area I Representative
Juanetta Bocko	Area II Representative
Linda Cross	Area III Representative
Christina Van Hamersveld	Area III Representative
Jody Johnson	Area III Representative
Myron Stennett	Area III Representative
Debra Clarke	Area IV Representative
Stephanie Corin Schmid	Area IV Representative
Lauren Glover	Area IV Representative
Renee Richards	Area IV Representative
Tyra Gonzales	Area V Representative
Moe Doebbler	Area V Representative
Gretchen Bell	Area VI Representative
Jean King	Area VI Representative
Lee Ann Jackson	Area VI Representative





**Membership Application**  
**Texas Art Education Association**  
 14070 Proton Rd., Ste. 100, LB 9, Dallas, TX 75244  
 Phone: 972/233-9107 x212; Fax: 972/490-4219  
 Email: [jody@madcrouch.com](mailto:jody@madcrouch.com)

### Contact Information

Name:			
Mailing Address:			
Home Phone:		Work Phone:	
Cell Phone:		Fax:	
Email Address:			

### TAEA Membership Status (check one)

- ☐ I will be a new member. Please add my information to the TAEA database.
- ☐ I am a returning member. My TAEA number is: \_\_\_\_\_
- School: \_\_\_\_\_ District: \_\_\_\_\_ TAEA Area: \_\_\_\_\_

### Professional Level (check one)

- |  |   |   |
|--|---|---|
| <input type="checkbox"/> Elementary  | <input type="checkbox"/> Private School   | <input type="checkbox"/> Supervision/Administration |
| <input type="checkbox"/> Middle School/Junior High                           | <input type="checkbox"/> Higher Education | <input type="checkbox"/> Museum                     |
| <input type="checkbox"/> Senior High   |   |   |
| <input type="checkbox"/> Student at _____, anticipating graduation in _____. |   |   |

### Membership Level (check one)

- |  |   |
|--|---|
| <input type="checkbox"/> <b>Active \$45</b><br>For those engaged in the teaching of art or the direction of art programs, or in the pursuits closely related to the art education field. | <input type="checkbox"/> <b>Sustaining Membership \$36</b><br>For conference exhibitors and businesses not actively engaged in art education.   |
| <input type="checkbox"/> <b>Associate \$36</b><br>First Year Professional. For those just beginning their professional teaching career.  | <input type="checkbox"/> <b>Institutional \$225</b><br>For institutions directly or indirectly involved in art education. Includes: ONE prepaid registration fee for the TAEA annual conference and three designated teachers' participation in VASE/Youth Art Month programs – no substitutions can be made. |
| <input type="checkbox"/> <b>Retired \$16</b><br>For those who are retired from the art education profession.   | <b>List names of the three participating teachers:</b><br>1.<br>2.<br>3.  |
| <input type="checkbox"/> <b>Student \$16</b><br>For full-time students who are not yet employed as art educators.  |   |

### Payment Information

- ☐ I will pay using the credit card information provided below, by check.

<b>Card Type:</b>	Number:	Expiration:	<input type="checkbox"/> Dues	\$
	Name as it appears on card:		<input type="checkbox"/> Memorial Scholarship Fund Donation*	\$
	Billing address:	3-digit CVV2 Code (back of card):	<input type="checkbox"/> Building Fund Donation*	\$
	Signature:		<b>TOTAL PAYMENT</b>	\$
<input type="checkbox"/> Visa <input type="checkbox"/> MC <input type="checkbox"/> AmEx	*Donors of \$50+ may specify a tribute. Check one: <input type="checkbox"/> "In honor of" <input type="checkbox"/> "In memory of" Honoree:			



## Executive Board

### President

Linda Fleetwood  
8323 Border Knoll  
Dr. San Antonio, TX  
78240  
210-682-9362 Home  
210-381-6000 Cell

### VP Membership

Suzy Greene  
8738 Fairbend  
Houston, TX 77055  
713-251-4445 Home  
713-702-1135 Cell  
Mary.greene@  
springbranchisd.com

### VP Youth Art Month

Samantha Melvin  
4801 Park Rd.  
4South  
Burnet, TX 78611  
512-756-7035 Home  
512-277-0510 Cell  
artteaches@hotmail.  
com

### Secretary

Jami Bevans  
406 Glade  
College Station, TX  
77840  
979-777-5870 Cell

### Treasurer

Jackie Brewer  
3812 Valley Oaks Dr  
Bryan, TX 77802  
979-209-7957 Home  
Ja1997@bryanisd.  
org

### Past President

Cheryl Evans  
125 Cedar Lane  
Seabrook, TX 77586  
281-325-7600 Home  
713-515-1901 Cell  
kapche@aol.com

### Executive Director

Sara Chapman  
1106 Wildflower Ct  
Katy, Tx 77494  
281-395-2339 Home  
281-923-8886 Cell  
Schapman04@  
comcast.net

### Commercial Exhibits Director

Ricia Kirber  
914 Delsandri  
Kemah, TX 77565  
281-957-9138 Home  
Rkerber@comcast.  
net

### VASE Director

Joey Doyle  
13515 Pemberwick  
Park Lane  
Houston, TX 77070  
281-985-6421 Home  
713-253-6454 Cell  
jdoyle@aldine.k12.  
tx.us

## Directory of Division Chairs

### Elementary

Tamra Alami  
428 Sumac Ct.  
Murphy, TX 75094  
214-636-1955 Home  
tamraalami@gmail.com

### Middle Sch/Junior

Yvonne Tibai  
2245 Leisure Lane  
League City, TX 77573  
713-703-3451 Home  
ytibai@ccisd.net

### High School

Cindi Garrett  
6612 Belmont Ave  
Lubbock, TX 79424-1507  
469-742-4495 (office)  
806-777-2022 (cell)  
806-794-5399 (fax)  
cindigarrett@sbcglobal.net

### Supervision/Adm

Isabel Romero  
9106 Honey Creek  
San Antonio, TX 78230  
210-354-9907 Home  
iromero@saisd.net

### Higher Ed

Rina Kundu  
2411 South 1-35 East,  
Apt. 931  
Denton, TX 76210  
940-383-2932 Home  
kundu@unt.edu

### Museum

Elizabeth Roath  
Crow Collection of Asian Art  
214.271.4480 (office)  
2010 Flora Street  
Dallas, TX 75201  
eroath@crowcollection.org



**WE  
ARE  
ART!**