

VASE Program Juror Training

(TEAM / Junior VASE / VASE)



Training
2023 Season

2023 VASE Leadership

TEAM Director:
Tracey Hall



High School State Event
Director: Amy Semifero



Junior VASE State Director:
Larry West



State Jury Foreperson:
Tim Lowke



High School State VASE
Director: Chris Cooper



MISSION STATEMENT

The mission of the TAEA Visual Arts Scholastic Event is to recognize exemplary student achievement in the Visual Arts by providing art students and programs a standard of excellence in which to achieve.

Virtual VASE will be no different; we are doing everything we can to provide the best experience possible for students.



VASE Juror Profile

A VASE Juror (adjudicator) is a visual arts advocate who has a history of working within visual arts as a working artist, art educator, museum/gallery professional or art related vendor that possesses training, experience and/or a degree that enables them to apply ethically and impartially VASE standards to the adjudication process.

In order to serve as a VASE Juror for TEAM, Junior VASE or VASE, certification training must be completed successfully and maintained according to the program's guidelines. Beginning during VASE 2022, a State VASE juror MUST be an active and currently paid member of TAEA.



VASE Juror Responsibilities

Ethics: Jurors (adjudicators) will observe the policy and ethic codes of TAEA and VASE and uphold the [VASE Juror Code of Ethics & Professional Standards](#).

Jurors should maintain confidentiality both during the adjudication process and after the VASE Event.

SEL Note: During the interview process, jurors may not comment (written or verbal), address or insinuate judgement about a student's wellness or mental health to the student. If a juror has safety concerns regarding a student's wellness or mental health, they must not address the concern to the student, but will communicate directly with the juror foreman/regional director who will communicate with that student's VASE sponsor.

Violation of VASE Rules & Policies and/or event procedures can result in warning, sanction, and immediate dismissal from an Event, and/or removal from the VASE Juror Pool.



VASE Juror Code of Ethics & Professional Standards

Jurors shall know and uphold all rules and policy for Visual Arts Scholastic Event (TEAM, Junior VASE, VASE) as stated in the current editions of the VASE Rules, Policy and Procedures published by the Texas Art Education Association. Failure to comply with the VASE Juror Code of Ethics and Professional Conduct will be considered an ethics violation and may result in suspension or removal from the VASE program and certified juror pool.

- Jurors shall be physically, emotionally and mentally fit to discharge their duties at a VASE event.
- Jurors shall maintain an ethical code of conduct which will not impair or prejudice effectiveness as an adjudicator, before, during and immediately following an event.
- Jurors shall honor all event commitments, assignments and duties. Prompt notification to the juror foreperson regarding emergency situations is required.
- Jurors shall avoid any behavior that might be interpreted as favoritism by event participants and sponsors.
- Jurors shall not discuss negatively other jurors, committee members, sponsors or participants.
- Jurors are expected to use discretion in accepting assignments at sites that would likely be considered a violation of good common sense or a potential conflict of interest.



VASE Juror Code of Ethics & Professional Standards

- Jurors shall not announce the ratings, awards, or perform any of the tasks of the juror foreperson/regional director, or become openly involved in interpreting the rules of the event.
- Jurors shall correct mistakes immediately.
- Jurors shall not accept or solicit any gift, favor, service, or other benefit that could reasonably be construed to influence the juror's discharge of assigned duties and responsibilities
- Jurors shall not confer with anyone before they have made their adjudication decision unless it is part of the identified VASE process or part of the juror calibration process.
- Jurors shall not use social media or other forms of contact to announce results/ratings from events and should refrain from commenting on any event they have adjudicated or could possibly adjudicate in the future.
- Jurors shall respect the confidentiality of information that is privileged or that, if disclosed, may needlessly injure the VASE program, individuals or schools.



HONORARIUM FOR JURORS

Certified jurors receive an honorarium of \$150.

If jurors would like to receive 8 hours of CPE credit in lieu of the honorarium, alert the Regional Director/Jury Foreperson of your VASE/TEAM event.

When you log in, you will be asked to update your profile information. This is IMPORTANT because this information will determine where your payment will be sent!!!



VASE Events by Levels & Types (2023)

TEAM (Grade PK-5)
(Texas Elementary Art Meet)

Virtual Events Only

Regional Level Only

Highest Award – Top of TEAM

Jr. VASE (Grade 6-8)
(Junior Visual Art Scholastic Event)

In-Person/Live Events Only

Regional Level
(Individual Interviews)

Area Level
(Committee Adjudication)

Highest Award - Platinum

VASE (Grade 9-12)
(Visual Art Scholastic Event)

In-Person/Live Events Only

Regional Level
(Individual Interviews)

Area Level
(Committee Adjudication)
Provides State Qualifiers

State VASE Event
(Individual/Group Adjudication)

Highest Award – Gold Seal



YOUR VASE MISSION

- Jurors will work efficiently to interview and adjudicate student artists at any level VASE event (virtual or in-person).
- Jurors review the three parts of the artwork entry in order to get information needed to give fair, impartial feedback to students.
- Entries receiving the top rating will be grouped into the second round of adjudication, the Area Event.
- A student whose entry has been disqualified (DQ), will still receive fair, impartial feedback in the form of comments.

VASE JUROR MISSION

For Virtual TEAM:

- After all jurying is complete, jurors will have a break for lunch at home.
- At a set time, Jurors will be re-convened virtually in order to:
 1. Be divided into Division Teams assigned by the Jury Foreperson.
 2. Review procedures for Area Judging.
 3. View all work first to get an overview of the entire body of artwork.
 4. Select the number of artworks determined for that Division Team to name artworks for Top of TEAM.

Jurors won't be paid if they log out before the Area Judging!

JUROR TRAINING PHILOSOPHY

- It is our sincere belief that VASE be carried out in the spirit of a POSITIVE learning experience.
- Jurors need to be mindful that the spirit of the Regional Event is to HELP students grow in their knowledge and application of the visual arts.
- Jurors should be honest, fair and NURTURING as they judge the student's art production and encourage the students to verbalize their personal art experience.
- Jurors are to refrain from judgmental comments and anti-teacher/program remarks.



- VASE is to be a motivating experience for each student regardless of his or her ability or art level.
- Competition is a real world activity and this event should be encouraging and serve as a growth experience.
- Jurors are to provide support, create a climate of reassurance and concern, and encourage young artists to reach for the highest standard of excellence in their artworks.
- Jurors **MUST** write a minimum of two strong positive statements regarding the student's artwork and a minimum of **one** statement on an area to strengthen in the artwork.

TWO GLOWS AND A GROW!!!

Regional Jurying

Encouraging

Area Jurying

Selecting

HS State Jurying

Distinguishing

Gold Seal

Exemplary Distinction

RATINGS

Rating 4 — Excellent

Rating 3 — Strong

Rating 2 — Developing

Rating 1 — Emerging

WHILE COMPLETING THE JRF

- Check the ONLINE Student Intent Form for the division (art class level). Jurors will calibrate scoring according to the student's instruction & experience.
- PACE YOURSELF to spend no more than 8-10 minutes per entry. Without interviews (TEAM), you may be able to work faster than normal, but make sure to take your time to review all three parts of the entry.
- If you have questions about the entry, contact your Jury Foreperson/Regional Director. Each event will have its own process for doing this set; you will get that information during your morning training update session.



COMMENTS AND SUGGESTIONS

- Feedback for the student regarding their score is CRUCIAL!!
- Comments are vital to the process of artistic growth.
- Jurors write **two positive comments (glows)** on the artwork and **one growth comment (grow)** in regards to how the student may be able to improve their work. *(2 glows and a grow!)*
- The online Juror Rating Form will alert the juror if it is missing rating points, sufficient comments, signature, or is a one-point miss.

COMMENTS on DQ Artwork

- Student Artwork that has been Disqualified at Qualifications is allowed to go through the Juror Process with you interviewing the student. **Please be as pleasant with DQ interviews as with any other interview.**
- The Juror Rating Form will be set for a DQ interview:
 - The Form will be labeled “DQ”.
 - No rating buttons will be available to click.
 - No rating numbers will show.
 - The Comments field will be open, just like for any other artwork.
- After completing the Form, write the verification code on the correct sticker, then place the artwork with others waiting for runner pickup.
- **Jurors may not give this artwork a Rating – only write Comments.**

SOME ORIGINALITY RULES WERE STRENGTHENED FOR 2023

Each juror must review the VASE Rules & Policies 2023 at www.taea.org for the event level being adjudicated (new changes are highlighted YELLOW). A recent addition to the rules is a statement prohibiting HATE SPEECH and SYMBOLS against any social or cultural group.

If a new juror does not have VASE program experience, he/she must review the **entire** rules documents at www.taea.org

Note: Beginning with the 2023 season, new jurors will be assigned to observe an experienced juror at their first event for two interviews for calibration.

ONLINE ADJUDICATION

Regional Directors and/or Jury Foreperson have sent Preview Presentations for both the general Juror Process, and a detailed presentation on the Online Scoring process.

All Certified VASE Jurors, both TAEA Members and Non-Members, have equal access to the new online system. Jurors are advised to log in at least a week before their scheduled events, so that if problems arise, they can be solved before the event day.

*Each Juror must use his or her own electronic device, fully charged, or plugged in. This can be a smart phone, tablet, laptop or Chromebook. **Note for TEAM jurors: also, you must make sure your WiFi is reliable, and have a back-up plan for Internet access in case of an outage.***



Jurors Log In *taea.org/vase/scoring/*

Login



HIGH SCHOOL VASE

Home

Login

TAEA

HSVASE Online Adjudication

Member Login



If you are a current member of TAEA, click the button to login.

Member Login

Juror Login (Non-members)



Jurors who are not current TAEA members should use the button below to login.

Juror Login

Alert!

Juror Assignments for Karri Clark

You are scheduled to judge at the following event(s):

- HSVASE Region 93 : Sunday, February 03, 2019

©2004 - 2019 VASE. All Rights Reserved.

Both member & non-member Jurors can access the site. Access to scoring is only viewable on the day of an event when the juror is added to an event.

All jurors should have a fully-charged electronic device with its power cord, and have reliable WiFi (TEAM).

All jurors will be prompted to update contact information before they can proceed with login. This is essential to assure that payment & contact information is correct.

TAEA Members



**Jurors log in with their
TAEA Username &
Password.**



HIGH SCHOOL VASE

Home

Login

TAEA

Members Login

Enter your email address and password, then click *Login*.

Email Address:

Password:

Forgot your password? [Click here to reset your password.](#)

Login

Clear

By entering the TAEA *Members Only* Section, I agree to the [terms and conditions of use](#).

Having problems logging in?

Contact Chris Cooper: ccoop27@hotmail.com

**Juror Foreperson/Regional
Director tells them to do
this several days before the
VASE event in case of login
issues.**

taea.org/vase/scoring

Non-TAEA Members

Login



HIGH SCHOOL VASE

Home

Login

TAEA

Juror Login

Contact Chris Cooper for help if you have trouble logging in:
ccoop27@hotmail.com

Email Address:

Password:

Login

[Forgot your password?](#)

Jurors will log in with the
Username &
Password from their Juror
Training.

Juror Foreperson/Regional
Director tells them to do
this several days before
the VASE event in case of
login issues.

taea.org/vase/scoring

JUROR *Assignments*

Jurors will adjudicate those entry IDs on their lists. An entry will not be accessible from the list once a score has been saved, except to the Regional Director (or Jury Foreperson if Director designates). If a juror is absent and not replaced, their entries will be divided, and entry IDs sent to other jurors.

Jurors Only

Juror Assignments for Karri Clark

Please click on any entry to enter your juror rating.

- **8:00 AM — 228823 : 50, 51**
- **8:10 AM — 228824 : 60, 61**

The following entries have already been scored.

- **8:00 AM — 228821 : 30, 31**
- **8:00 AM — 228822 : 40, 41**

Logout

If you are using a public / shared computer, please be sure to [logout](#) when you are finished with the *Jurors Only* section.

BEGIN Adjudication Documentation

ready to start?


Post Interview (Do not “write” with a student artist still present.)

1. Click on the Entry ID number to begin.
2. Three links will be available: Artwork Image, Reference PDF, and Online Intent Form.
3. Click on **Online Intent Form** to determine the artist’s Division (level of art) and Dimension (2D/3D). What is typed into the Online Intent Form takes the place of asking interview questions. Also consider Reference PDF comments as part of the interview.
4. Click on **Artwork Image** to see the artwork photo. 2D will have one view. 2D Relief and 3D entries will have a collage of 2-5 image views.
5. Click on **Reference PDF** to view all reference photos, sketches, and/or explanation of artwork based on Observation, Imagination, or Photo entries (some 3D may have additional views here).
6. Fill out Online Juror Rating Form (JRF) based on what you heard in the interview, see and read. Be sure to consider the student’s Division (level of art) as you choose a rating and write comments.
7. Animation/Functioning/Interactive Artworks will have a URL (link) at the top of the Intent Form that will go to the entry video. They also have a still image on the Artwork link.

JUROR *Assignments*

Some jurors may be assigned additional entries if a juror is absent.

Go to Entry ID on the Navigation Bar to enter the Artwork ID # for any extra entries you are assigned.



A circular logo for the Texas Art Education Visual Art Scholastic Event. It features a hand holding several art tools (pencil, paintbrush, and compass) against a blue background with radiating lines. The text "TEXAS ART EDUCATION" is at the top and "VISUAL ART SCHOLASTIC EVENT" is at the bottom.

HIGH SCHOOL VASE

Home My Assignments **Entry ID** Logout TAEA

Jurors Only

JUROR *Assignments*

Type in Artwork ID #



HIGH SCHOOL VASE

Entry ID

Entry Reassignment

Please note that if you choose to score an entry that is not currently assigned to you, it will reassign that entry to you in the database and track that reassignment. Do not do this unless you have been instructed to do so.

Entry ID:

Go


JUROR *Assignments*

Entry Reassignment

Entry Reassignment

Please note that if you choose to score an entry that is not currently assigned to you, it will reassign that entry to you in the database and track that reassignment. Do not do this unless you have been instructed to do so.

Entry ID **228820** was located. Click the button to proceed with judging this entry.



Proceed

Proceed to score entry

Student Interview Score

JRF

Radio Button Scoring (you can click only one)
Keeps a running total

Student Interview	Score : Low = 1	High = 4
Student Research and Application to Work — Explain your purpose (assignment or individual) in developing this artwork and describe how you achieved that goal. Describe any influences from your study of art history, artists, or art periods and styles that have contributed to the development of this artwork.	<input type="radio"/> 1	<input type="radio"/> 2 <input checked="" type="radio"/> 3 <input type="radio"/> 4
Execution and Technique - Identify the technical skills related to the medium / media employed in this artwork.	<input type="radio"/> 1	<input type="radio"/> 2 <input type="radio"/> 3 <input checked="" type="radio"/> 4
Use of Elements and Principles of Art - Explain how you selected and organized the visual aspects of this work.	<input type="radio"/> 1	<input type="radio"/> 2 <input type="radio"/> 3 <input checked="" type="radio"/> 4
Aesthetics and Critical Judgment - Describe the aesthetic and critical decisions involved in developing this work from original concept to finished product.	<input type="radio"/> 1	<input type="radio"/> 2 <input type="radio"/> 3 <input checked="" type="radio"/> 4
Personal Expression - In what ways does this artwork represent your individual point of view, imagination, creativity, and individuality?	<input type="radio"/> 1	<input type="radio"/> 2 <input type="radio"/> 3 <input checked="" type="radio"/> 4
Student Interview Total	19	

Artwork Evaluation Score (same)

JRF

Radio Button Scoring Running total

Artwork Evaluation	Score : Low = 2	High = 8
Purpose - Execution of intent (State of Research & Application to Work). There is evidence in the artwork of the student's effort to achieve the stated purpose.	<input type="radio"/> 2	<input type="radio"/> 4 <input type="radio"/> 6 <input checked="" type="radio"/> 8
Technique - The use of media and tools (Execution & Technical Skill). The student chooses and controls media and tools effectively to enhance the appearance of the work	<input type="radio"/> 2	<input type="radio"/> 4 <input checked="" type="radio"/> 6 <input type="radio"/> 8
Personal Expression - The degree of imagination, creativity and individuality. Expression is unique and fully developed to present fresh concepts in ways that are imaginative and inventive.	<input type="radio"/> 2	<input type="radio"/> 4 <input type="radio"/> 6 <input checked="" type="radio"/> 8
Organization - The use of elements and principles of art. Uses elements and principles effectively, choosing those which enhance the overall appearance of the work.	<input type="radio"/> 2	<input type="radio"/> 4 <input type="radio"/> 6 <input checked="" type="radio"/> 8
Integration - Suitability of expression, organization and technique to purpose through aesthetic and critical judgment. The work integrates expression, organization and technique through evaluation, revision and elaboration to achieve an effective interpretation of all aspects of the purpose.	<input type="radio"/> 2	<input type="radio"/> 4 <input checked="" type="radio"/> 6 <input checked="" type="radio"/> 8
Artwork Evaluation Total		36

Total Score:

JRF

*Student Interview Total +
Artwork Evaluation Total =
Total Score (running total)*

Total Score: (Student Interview Total + Artwork Evaluation Total)			51
Scoring Range:		(15 - 24	- 1)
		(25 - 36	- 2)
		(37 - 50	- 3)
		(51 - 60	- 4)

Rating level highlight moves down as points add up.
Rating IV - Advances to Area Judging

General Comments & Suggestions

JRF

*Two Glows and a Grow (individualize comments; don't copy/paste)
Minimum of 20 words (Max 100)*

General Comments & Suggestions

Please provide meaningful feedback / constructive criticism to the student here. Minimum = 20 words. Maximum = 100 words.

Some fields need correction:
The required field Comments has not been filled in.
Comments has 1 words. The minimum is 20 words.

Close

Alert! Less than 20 words; re-write!

Comments will be kept in the system until the beginning of the next school year.

Missing Fields

JRF

Alert for missing fields!

Designates which field is missing a score; be sure to click a score button.

www.taea.org says

Some fields need correction:

Please select a rating for **Technique**.

OK

Technique - The use of media and tools (Execution & Technical Skill). The student chooses and controls media and tools effectively to enhance the appearance of the work

☐ 2 ☐ 4 ☐ 6 ☐ 8

One Point Misses

JRF

Alert!

Jurors should try to avoid one point misses.

The current score is a one point miss.
Please consider adjusting the score up or down one point.

Close

***Shows up when a juror begins to type their name;
please consider going back to edit score.***

JUROR VIEW (DQ)

JRF

*No numbers or
radio buttons appear*



HIGH SCHOOL

[Home](#)

[My Assignments](#)

[Entry ID](#)

[Logout](#)

[TAEA](#)

Juror Rating Form - DQ

Please review this information carefully before scoring the entry.

Please walk through the scoring rubric to evaluate the artwork even though it has been disqualified. Then make comments just as you would for all artwork.

*Write
comments only!*

Student Interview

Student Research and Application to Work — Explain your purpose (assignment or individual) in developing this artwork and describe how you achieved that goal. Describe any influences from your study of art history, artists, or art periods and styles that have contributed to the development of this artwork.

Execution and Technique - Identify the technical skills related to the medium / media employed in this artwork.

Use of Elements and Principles of Art - Explain how you selected and organized the visual aspects of this work.

Aesthetics and Critical Judgment - Describe the aesthetic and critical decisions involved in developing this work from original concept to finished product.

Personal Expression - In what ways does this artwork represent your individual point of view, imagination, creativity, and individuality?

Artwork Evaluation

Purpose - Execution of intent (State of Research & Application to Work). There is evidence in the artwork of the student's effort to achieve the stated purpose.

Technique - The use of media and tools (Execution & Technical Skill). The student chooses and controls media and tools effectively to enhance the appearance of the work.

Personal Expression - The degree of imagination, creativity and individuality. Expression is unique and fully developed to present fresh concepts in ways that are imaginative and inventive.

Organization - The use of elements and principles of art. Uses elements and principles effectively, choosing those which enhance the overall appearance of the work.

Integration - Suitability of expression, organization and technique to purpose through aesthetic and critical judgment. The work integrates expression, organization and technique through evaluation, revision and elaboration to achieve an effective interpretation of all aspects of the purpose.

General Comments & Suggestions

Please provide meaningful feedback / constructive criticism to the student here. Minimum = 20 words. Maximum = 100 words.

Signature of Juror

Type as shown

JRF

Signature of Juror:

Karri Clark

Please enter your full name exactly as we have it on file – **Karri Clark**

This will act as your signature.

Submitted: 1/31/2019

Save Rating

No changes will be allowed after a Rating is saved, so make sure you are satisfied with your scores & comments before you click.

KEEP IN MIND...

- Students have different levels of experience – do not judge an Art I student as hard as you judge an AP student, or a 1st grader as hard as a 5th grader.
- This is not a college critique. Every student should have a positive experience at VASE, even if there is no interview! “Grow” comments should be encouraging.
- Do not criticize the quality of their supplies or suggest that they should have used better supplies. Teachers may be working with a limited budget.
- Jurors may NOT disqualify artwork; fill out the JRF completely, but do NOT submit. then ask for assistance. Contact the Jury Foreman or Director before submitting the JRF and ask them to look at the artwork.
- Likewise, if a juror questions a DQ rating, contact the Director for clarification before filling out the JRF.



If a juror feels that every student interviewed deserves a high rating, give them one! VASE does not require jurors to give a certain number of 1s, 2s, 3s and 4s (no quota systems).

VASE does, however, encourage you to be careful awarding 1s & 2s. Remember that a “1” represents “Below Average - student ***exhibits no attempts*** at achieving the objectives” and if a student has done the work to enter VASE, he or she probably has made some attempt to achieve the objectives.



AREA JUDGING

STATE QUALIFIERS-- HIGH SCHOOL VASE

EACH DIVISION SELECTS A PERCENTAGE OF THEIR TOP RATED ARTWORKS TO EARN AREA HONORS. DURING AREA JUDGING, JURORS WILL CHOOSE PIECES THEY FEEL SHOULD RECEIVE THE HONOR. IF A DIVISION CAN CHOOSE 15 PIECES, EACH JUROR WILL VOTE FOR 15 ARTWORKS THAT HE/SHE FEELS IS THE BEST. ARTWORK WITH THE MOST VOTES WILL RECEIVE THE HONOR. IF THERE IS A TIE, THIS PROCESS WILL BE REPEATED ON A SMALLER SCALE.



AREA JUDGING REMINDERS

- There is ***NO TALKING/TEXTING*** during Area Judging. If jurors have a question about the process or an unfamiliar medium (like digital), contact either the Jury Foreperson or Regional Director.
- Jurors will be told the right number to vote for in the division they are assigned.
- Please choose pieces that are the best quality to represent the Region.
- ***A link to the Reference PDF will be available next to the artwork image if needed to view sources and any additional 3D views.***
- The process will be repeated as needed to break ties.
- The Jury Foreperson will dismiss the Juror Panel when all work is completed.



IMPORTANT CLARIFICATION

It is incredibly important for jurors to be very careful when determining what is the best artwork. Jurors should consider creatively expressive artworks over technically flawless photorealistic works.

Jurors should look for evidence, in the artwork to answer this question:

“How does this artwork represent the artist’s individual point of view, imagination, creativity, and individuality?”

This is an extremely important consideration!

CREATIVITY and SELF-EXPRESSION should be REWARDED!



IMPORTANT CLARIFICATION

These topics have to do with **CREATIVE EXPRESSION** – NOT technical perfection.

Altogether, they are potentially **20** points of the total perfect score of 60.

The topics that have to do with technical prowess constitute a potential total of **12**.

In VASE, Creative Expression has the higher value.

The student can't earn a Rating of 4 without both of these, but an artwork that is exclusively technical – a perfect replica of a non-creatively set up image – has no expressive value and should not earn a Rating of 4.

It **IS** possible for a student to use Photorealistic techniques in a very creatively expressive artwork; consider the pose, facial expressions, the unusual use of media, the composition, the message, etc. And remember that just a straight replica of a very standard pose or scene does not make it creative. It is merely replication.



IMPORTANT CLARIFICATION

Diligence and focus on Creative Expression is especially crucial during Area Judging when selecting artworks for State. Our eyes are drawn to the technically flawless; make sure that the technically flawless are also Creatively Expressive!

(both of these artworks are beautiful artworks – notice the difference in composition between a straight Photorealistic work and a Creatively Expressive, well-rendered artwork)



MORE...

Here are examples of Photorealistic artworks – because of the pose, setting, use of color, use of contrast, inclusion of objects that communicate a student's personality, etc., they are absolutely ***Creatively Expressive!***






Also ***Creatively Expressive***...self-expression does NOT have to be a portrait!!!





Creative Expression can take many forms, and can use a wide variety of subject matter.



Abstraction can be just as expressive as Photorealism.



Creatively Expressive...3-D artworks can be very expressive as well.

Calibration Activity



A Treasury of Garnets



Calibration Activity



Stressed Out



Calibration Activity



Portrait of Dan



Calibration Activity



Galaxy Eyes



Calibration Activity



Summer Break



Calibration Activity



Frog Monster



Complete the Process

Go to <https://www.taea.org/juror/> and complete the Juror Application Form.

On the Juror Homepage, you will find additional resources to support your work as a juror.

Interested in serving at a regional event, contact the Juror Foreperson (Regional Director if no named Juror Foreperson)

[TEAM / Junior VASE / VASE](#)