


Junior & HS VASE 2023



Using the Teacher Dashboard

VASE 2023


Regional Events for High School VASE and Junior VASE will be **in-person**. TEAM will still be adjudicated online in 2023. High School and Junior VASE will continue to use uploads in addition to information attached to artwork for in-person events. Three things will be required:

- Good-quality photo of the artwork (no mat needed for photo). Photo should be cropped and straightened; upload in JPEG format, **no larger than 5MB**. Only one image can be uploaded; multiple images of 3D & 2D relief artworks should be presented as a collage (2-5 images in collage).
- Reference image(s), sketches, and/or production notes should be compiled in PDF format and uploaded; PDF files should be no larger than 10MB. *(also printed & attached to entry)*
- Student Intent & Artwork Identification Form is completed online. *(also printed & attached to entry)*

Using the Teacher Dashboard:

HIGH SCHOOL VISUAL ARTS SCHOLASTIC EVENT
HSVASE

Home | Student Gallery | Scholarships | About VASE | Ask the Director | Rules & Policies | State Event | TAEA

 **High School VASE — Home**
Participant Info

The Teacher Registration Form may not be submitted until Tuesday, December 1, 2020.


You are already logged in as HSVASE Teacher. VASE Registration begins Tuesday, December 1, 2020.

- [High School VASE Home](#)
- [High School VASE Overview](#)
- [2020 High School VASE Rules & Policies \(PDF\)](#)
- [Instructions](#)
- **[Teacher Dashboard](#)**
- [Make a HS VASE Payment](#)
- [Print Menu](#)
- [Teacher Checklist \(PDF\)](#)
- [Change Role](#)
- [Logoff](#)

HSVASE Teacher Links

- [High School VASE Teacher Timeline](#)
- [2021 Deadline Summary for Teachers \(PDF\)](#)
- [Using VASE Dashboard for Student Entries \(PDF Coming Soon\)](#)
- [VASE 2021 Photographing Artwork Entries \(PDF\)](#)
- [VASE 2021 Creating Reference PDF \(PDF\)](#)
- [VASE 2021 Filling Out Online Intent Form \(PDF\)](#)
- [Add Student Entry](#)
- [Edit / Delete Student Entry](#)

- [HSVASE Home](#)
- [HSVASE Overview](#)
- [Teacher / Sponsor Registration](#) — You have already registered for HSVASE. Please [click here](#) to continue.
- [Regional Director Application](#)
- [UIL Eligibility Requirements \(PDF\)](#)
- [2020 High School VASE Rules & Policies \(PDF\)](#)
- [VASE Blue Ribbon Committee](#)
- [Change Role](#)



VASE Changes for 2021

ONLINE EVENT PROCEDURAL UPDATES FOR TEACHERS


New Policy Highlights for 2021

*All parts of the Artwork Entry can be managed from the **Teacher Dashboard** which is a left link in the top section of your HS VASE, Junior VASE, or TEAM Home Page (HS used as example).*


Using the Teacher Dashboard: Student Entry Email

The teacher will enter the student's email address so that the student will be able to upload the parts of his or her own entry, including filling out the Online Intent Form. This is suitable for most students.

If a school/district refuses to whitelist **VASE@taea.org**, the teacher can click a link on Teacher Dashboard, copy the URL, and paste into an email to the student from his/her school email address.



Home | Student Gallery | Scholarships | About VASE | Ask the Director | Rules & Policies | State Event | TAEA



- [High School VASE Home](#)
- [2020 High School VASE Rules & Policies \(PDF\)](#)
- [Instructions](#)
- [Teacher Dashboard](#)
- [Make a HS VASE Payment](#)
- [Print Menu](#)
- [Teacher Checklist \(PDF\)](#)
- [Change Role](#)
- [Logoff](#)

HSVASE Teacher Links

- [High School VASE Teacher Timeline](#)
- [2021 Deadline Summary for Teachers \(PDF\)](#)
- [Using VASE Dashboard for Student Entries \(PDF Coming Soon\)](#)
- [VASE 2021 Photographing Artwork Entries \(PDF\)](#)
- [VASE 2021 Creating Reference PDF \(PDF\)](#)

High School VASE — New Student Entry

Teacher - 66654

Last Name:

First Name MI:

Student Email Address:

Title or Description of Artwork:


AP/Dual/Studio:

Credits in Art:

Division:

Your choices for Division are determined by your choice of Credits. Occasionally a student will compete in HSVASE without having earned credits. In this case, your student should compete at the appropriate Division corresponding to their participation in HSVASE. For instance, if the student competed last year but this is their first year to earn any credits, they should compete at Division 2. Since this option isn't available by default, please contact your Regional Director to ask them to correct the Division for your entry.

2D or 3D:



AP/Dual/Studio must be selected for Credits and Division options to appear

Using the Teacher Dashboard: Parts of the Dashboard

Links for managing each Student Entry.

Teacher must review Intent Form before Certifying the entry.

Links for managing each Artwork Photo & Reference PDF.

Teacher must review Photo & Reference PDF before Certifying the entry.

Links for Certifying each Student Entry.

After review, Teacher clicks to Certify entries for Qualifications & Adjudication.

Actions	ID	Student	Artwork Title	Photo	Reference PDF	Student Status
Entry: Edit Delete Intent Form: Edit View Print: Student Intent Student Email: Resend Send to Me Student Dashboard Link	275528		Ugly Juggly	View Delete	Download Delete	Certified Certify Now
Entry: Edit Delete Intent Form: Edit View Print: Student Intent Student Email: Resend Send to Me Student Dashboard Link	273300		Splash	Incomplete Upload	Incomplete Upload	Not Started Certify Now

It is the TEACHER'S responsibility to review ALL THREE PARTS OF the Student Entry for accuracy before Certifying it.

Using the Teacher Dashboard: Parts of the Dashboard

Links for managing each Online Intent Form.

Teacher must review Intent forms before Certifying.
Forms can be printed from here, but it's quicker to
print all of them from the Print Menu.

Do not RESEND email if it is blocked.

Teacher can "Send to Me" then forward to student
OR click on link & copy/paste URL into an email to
student.



Actions
Entry: Edit Delete
Intent Form: Edit View
Print: Student Intent
Student Email: Resend
Send to Me
Student Dashboard Link
Entry: Edit Delete
Intent Form: Edit View
Print: Student Intent

**It is the TEACHER'S responsibility to review ALL THREE PARTS OF the Student Entry
for accuracy before Certifying it.**

Questions & Reminders: *Finish artwork early!!!*

- If you need further explanation and/or training, please contact your Regional Director as soon as possible before your Regional Event.
- **All THREE parts of the Artwork Entry MUST be completed AND uploaded by 11:59 pm 8 days before your Regional Event or be marked as DNA.**

*It is recommended that teachers direct students to **complete ARTWORKS** no later than the **Editing Deadline** if possible (15 days before the event) in order to have plenty of time to complete and upload Reference PDFs, Artwork Photographs, & Intent Forms before the **Certification Deadline** (8 days before the event).*

Questions & Reminders: *Other paperwork*

- ***Student Agreement & Artwork Release Forms*** will be available to print after the Edit Deadline. Teachers will print these for students at school. All students must sign (and parent if under 18) and return the form no later than the day before the event so teachers can alphabetize them for turning in at the Event.
- ***Regional Certification Forms*** must be printed and signed by the principal by the Friday prior to the event. The Teacher Check-In and Out Form is now combined with the Regional Certification Form since both require principal signature. This form is also turned in at the Event.

***Questions? Please contact either your Regional Director
or the State Director of VASE for your VASE program level.***

State Director: Junior VASE Larry West

jrvase@taea.org

State Director: High School VASE Chris Cooper

hsvase@taea.org