

TAEA - Visual Arts Scholastic Event Program Manual

TABLE OF CONTENTS

VASE General Program Contents

History of VASE 3
VASE Academic Eligibility 5
Regional Maps 6
How to Get Started 7
Becoming a TAEA Member 8
Juror Requirements 9
Blue Ribbon Committee 10

TEAM Contents (grades PK-5)

TEAM Overview 12
TEAM Rules & Policies 14
Calendars & Checklists 23
Regional Director Procedures 25
Required Forms 26

Junior VASE Contents (grades 6-8)

JR VASE Overview 32
JR VASE Rules & Policies 34
Calendars & Checklists 47
Regional Director Procedures 51
Required Forms 57

High School VASE Contents (gr. 9-12)

HS VASE Overview 63
HS VASE Rules & Policies 64
Calendars & Checklists 76
Regional Director Procedures 79
Required Forms 85

High School VASE Event Contents

State Event Overview 91
State VASE Rules & Policies 93
State Agenda Example 97
State VASE Event Forms 100

Texas Art Education Association ©2026

History of the VASE Program

In 1980, Texas Art Education Association members began to investigate the value of University Interscholastic League (UIL) participation for the visual arts. Since UIL was so prevalent in other academic areas such as drama, debate, band, orchestra, and sports, it was felt that perhaps visual arts could also benefit.

A committee was formed, and Jim Henderson was appointed as chairman. For several years, the merits of such a program were discussed and debated. It was decided that to really have a true picture of how such a program would work in art, a pilot would have to be conducted. Houston area art supervisors were asked to conduct this pilot.

In the fall of 1990, with input from art educators across the state, music directors who had conducted UIL events, and UIL representatives, policies and procedures were developed. The criterion in this pilot was that it would be good for students, teachers, and art programs in Texas. These objectives were of primary importance and greatly influenced how the UIL pilot was developed for art.

Judges were critical to the success of this program. They were selected for their expertise in one of the ten entry categories as well as their sensitivity to students. They went to a training program with emphasis on making students feel good about themselves and their art while helping them grow and expand their skills. This took place several weeks prior to the district event.

On the day of the event each school was assigned a time, and each student assigned eight minutes with a judge. The interview was private except for ELL students who were allowed to bring an interpreter. The judge completed a Juror's Rating Form on each student that was one-third weighted on the student's interview and two-thirds weighted on the work of art. The components on the form were based on the Texas Essential Knowledge and Skills (TEKS) in art for Texas.

After the interview the student rejoined his classmates until all interviews for their school were completed. Students were not competing against each other at this level — as many rating of I (one) were given as were earned. Every student receiving a I (one) received a medal. All students were given copies of their Juror's Rating Form with suggestions and positive feedback included. All artwork remained at the meet site after students and teachers left, along with evaluation sheets and medals. All student pieces that received a I Rating were placed in the correct class, and the top 50 in each class were selected to go to the State VASE Event.

The state event included a weeklong exhibit at the University of St. Thomas, an awards night with students, parents, and teachers invited, and medals and ribbons for all participants as well as plaques for top state winners. All teachers who participated in the event were asked to complete a survey. This information helped to modify and adjust the second-year pilot that was held in February of 1992.

Texas Art Education Association ©2026

After the second-year pilot was successfully completed, the survey results and comments showed a strong desire on the part of the teachers to see this become an official UIL event. The results of these pilots were presented to the Council at Large on Thursday, November 8, 1992, and it was decided to have UIL include visual arts. This would be a three-year pilot under UIL, with TAEA receiving the results at the end of that time.

Unfortunately for TAEA, the timing couldn't have been worse for the UIL State Board, as many new events added to the UIL official docket would not only have to be approved by the UIL board, but also by the State Board of Education. With state funding for schools being in such an ambiguous state, it was felt by those officials that the Visual Arts would have a better chance of being approved, if it waited until the state financial issues with school funding were resolved. The UIL and TAEA had several points in which agreement could not be made. And therefore, the VASE event is under the sole direction of TAEA.

1. The UIL separates "competition" for high schools according to the size of the school. In example: 2A schools would only enter VASE with 2A schools, 5A with 5A, etc. TAEA believes the art department of all schools can be equally as strong with no regard to size.
2. UIL would require Art I (Beginning) students to enter the event with AP or Advanced students with no regard to ability, level in art, or training. TAEA believes that beginning, middle, and advanced level students should enter the event with students of like art maturation and skills.

The UIL Visual Arts committee then decided on behalf of TAEA that it would establish its own Visual Arts Event for students in the state of Texas. This event would be the outgrowth of the successful pilot that was conducted for two years in the Houston area. So, the name TAEA Visual Arts Scholastic Event was chosen to replace the UIL Pilot title, but the basic structure of the competition has remained the same.

In 1994 the Juror's Rating Form was altered to represent a truer authentic assessment rubric and to align with the AP Art rubric. A new rating scale was created and established a IV Rating as being Superior. The State VASE Event was moved to the University of Texas at Arlington.

The 1996 State Event saw the addition of cash scholarships awarded to students. $2000 in scholarships was awarded to art students in each division at the state event.

The "VASE Needs A Face" campaign was established in 1998 encouraging student artists to submit logo designs that would be used to select a logo to represent the VASE program; the first VASE logo was chosen, and it now represents High School VASE, while Junior VASE and TEAM have their own logos.

The first successful VASE Middle School pilot was held on April 24, 1999. The pilot was designed to determine if a VASE program would benefit the students in middle school art. This event was a tremendous success with 6 districts, 9 schools, and 10 teachers represented. 57 Middle School art students submitted their works of art for the interview process. A second pilot for Junior VASE was in April of 2000 and had 2 school districts, 7 schools and 70 students. After that Junior VASE became an official program for Intermediate, Middle Schools, and Junior High Schools in Texas in 2001. Junior VASE encompasses grades 6 through 8.

On April 25, 2009, TAEA achieved another milestone in the long road to providing exemplary opportunities for art teachers and students in the state! It piloted the first ever standards based Elementary Art Event. Using the quality and standards of VASE as a model, the elementary event was uniquely designed to accommodate the needs and learning styles of the elementary student.

In 2018, VASE was restructured to give all four parts of VASE (TEAM, Junior VASE, High School VASE, and the State VASE Event) equal footing under TAEA, and the current overall VASE Logo was developed to represent the 50,000 2018 student entries from Pre-K-grade 12 across Texas.

Texas Art Education Association ©2026

VASE Academic Eligibility

TEA-UIL Side by Side

No Pass, No Play

Students must be academically eligible, meaning that they must be passing all classes, to participate in VASE program events.

TAEA believes that, like the University Interscholastic League, it is in our students' best interest to maintain passing standards in all classes before being allowed to participate in activities outside the classroom.

Texas Art Education Association ©2026

Region Maps

The VASE Region in which teachers participate is determined by the Texas Education Service Center Region in which your school is located.

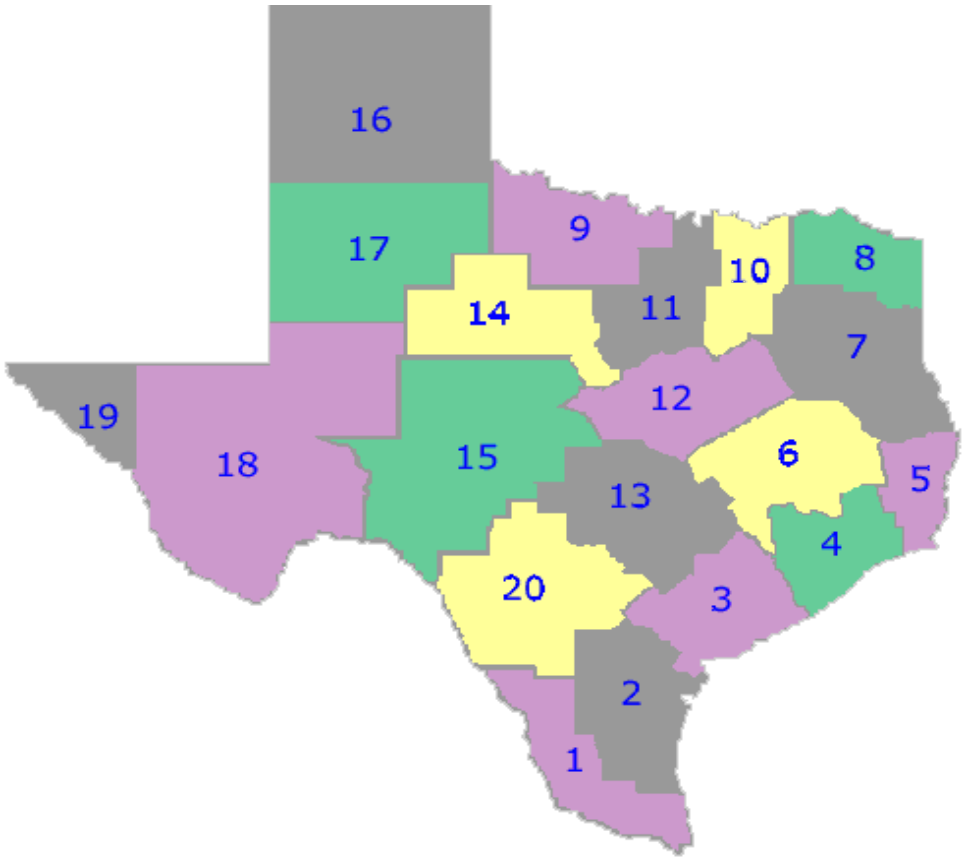

Texas Art Education Association ©2026

How To Get Started

To participate in VASE, teachers must be members of TAEA. Once they are active members, Teachers can login as members of TAEA and sign up as VASE Teachers after Dec. 1 of each calendar year on the VASE Home Page for their Level. Teachers can also apply on the same page to serve as a Regional Director.

(High School used as illustration; Junior VASE & TEAM are the same)

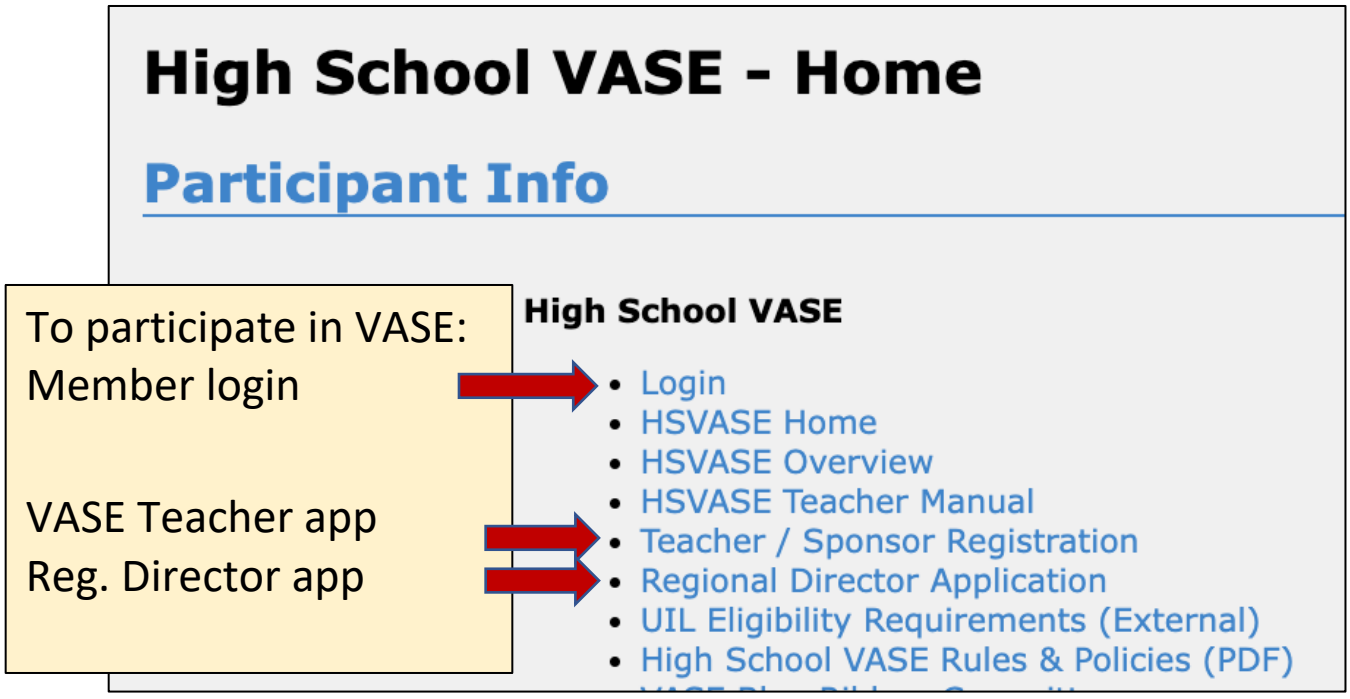

Texas Art Education Association ©2026

Becoming a TAEA Member

The TAEA Membership application is available on the TAEA website.

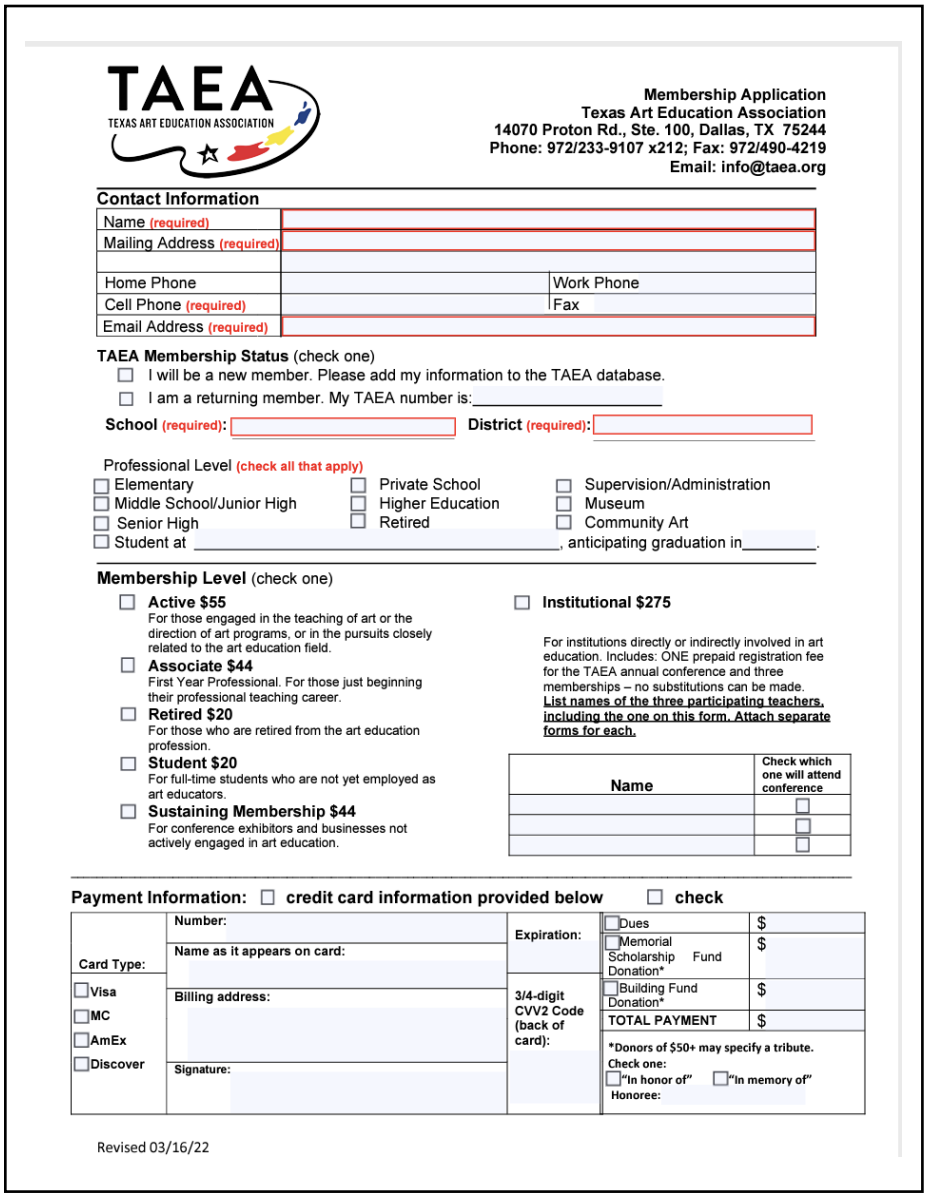

TAEA
TEXAS ART EDUCATION ASSOCIATION

Membership Application
Texas Art Education Association
14070 Proton Rd., Ste. 100, Dallas, TX 75244
Phone: 972/233-9107 x212; Fax: 972/490-4219
Email: info@taea.org

Contact Information

Name (required)			
Mailing Address (required)			
Home Phone		Work Phone	
Cell Phone (required)		Fax	
Email Address (required)			

TAEA Membership Status (check one)

☐ I will be a new member. Please add my information to the TAEA database.
☐ I am a returning member. My TAEA number is:_____

School (required): _____ **District** (required): _____

Professional Level (check all that apply)

☐ Elementary ☐ Private School ☐ Supervision/Administration
☐ Middle School/Junior High ☐ Higher Education ☐ Museum
☐ Senior High ☐ Retired ☐ Community Art
☐ Student at _____, anticipating graduation in_____.

Membership Level (check one)

☐ **Active $55**
For those engaged in the teaching of art or the direction of art programs, or in the pursuits closely related to the art education field.

☐ **Associate $44**
First Year Professional. For those just beginning their professional teaching career.

☐ **Retired $20**
For those who are retired from the art education profession.

☐ **Student $20**
For full-time students who are not yet employed as art educators.

☐ **Sustaining Membership $44**
For conference exhibitors and businesses not actively engaged in art education.

☐ **Institutional $275**

For institutions directly or indirectly involved in art education. Includes: ONE prepaid registration fee for the TAEA annual conference and three memberships – no substitutions can be made. **List names of the three participating teachers, including the one on this form. Attach separate forms for each.**

Name	Check which one will attend conference
	☐
	☐
	☐

Payment Information: ☐ **credit card information provided below** ☐ **check**

Card Type: ☐ Visa ☐ MC ☐ AmEx ☐ Discover	Number:	Expiration:	☐ Dues	$
	Name as it appears on card:		☐ Memorial Scholarship Fund Donation*	$
	Billing address:	3/4-digit CVV2 Code (back of card):	☐ Building Fund Donation*	$
			TOTAL PAYMENT	$
	Signature:		*Donors of $50+ may specify a tribute. Check one: ☐ "In honor of" ☐ "In memory of" Honoree:	

Revised 03/16/22

Texas Art Education Association ©2026

VASE Juror Requirements

VASE Jurors must be Certified by the TAEA – VASE Juror Certification process. Prospective Jurors fill out the VASE Juror Application at VASE Juror Home; look for this icon representing the Juror Home Page.

Find more information about what is expected of a VASE Juror in the VASE Rules & Policies, Section III.2: REGIONAL ADJUDICATION PROCEDURE, found on page 9 of the VASE Rules & Policies for High School and Junior VASE, and on page 8 of the TEAM Rules & Policies.

Texas Art Education Association ©2026

VASE Blue Ribbon Committee

Blue Ribbon Committee, Guidelines & Policy Setting:

The VASE Blue Ribbon Committee shall propose technical and administrative rules for the official events, and address any concerns, appeals, complaints, and infractions of the rules of VASE brought to the attention of TAEA and the State Directors of VASE. The VASE Blue Ribbon Committee shall be comprised of:

- 4 State Directors of VASE: 1 State Director of TEAM, 1 State Director of Junior VASE, 1 State Director of High School VASE, 1 State Director of the High School VASE Event.
- 1 State Jury Lead to represent VASE Jurors.
- 4 TAEA Executive Board members: 1 Executive Director, 1 President, 1 VP-Youth Art Month, and 1 Treasurer.
- 20 Regional Directors: 1 Regional Director from each TAEA Region holding VASE Program Events. Regional Directors from a TAEA Region (HS VASE, Junior VASE, and TEAM) will select one of their number to serve as that Region's representative on the VASE Blue Ribbon Committee. Each year, a different Regional Director will represent that TAEA Region, creating a rotation of VASE levels represented on the VASE Blue Ribbon Committee. The State Directors of VASE will monitor Regional Director choices to ensure equitable representation across the VASE levels (HS VASE, Junior VASE, and TEAM).
- 1 TAEA Fellows Representative, selected by the TAEA Fellows.
- A total of 30 members; all voting members with one vote each.

Length of term on the VASE Blue Ribbon Committee:

- TAEA Executive Board Members will serve for their two-year terms of office.
- TAEA Fellows representative will serve 1-3 years, as determined by the Fellows.
- Regional Directors, representing their respective TAEA Regions, will serve a minimum of one year, then rotate with another Regional Director from that Region. If there is only 1 Regional Director in a Region, that Regional Director may continue to serve. Members may serve two years to ensure continuity from year to year.
- Because meetings are only once per year, all members must be in attendance or forfeit his/her place on the VASE Blue Ribbon Committee. Exceptions to this rule may be made by the State Directors of VASE and/or the TAEA President. Attendance may be virtual if circumstances prevent in-person attendance; virtual attendance must be approved by the State Directors of VASE and/or the TAEA President.

Texas Art Education Association ©2026



TAEA - TEAM

Texas Elementary Art Meet

Texas Art Education Association ©2026

TEAM OVERVIEW

What

A TAEA visual arts event recognizing exemplary elementary student artwork.

Who

Any elementary teacher that is a current TAEA member may enter works of *as many students as you wish, but no more than 2 works per individual student*.

Cost

Each individual entry will require a $12 entry fee to cover cost of judging, webmaster, accounting, certificates, ribbons, and medals and/or handling.

Where

All parts of the entry must be uploaded as instructed by the regional director for the Online Event.

When

All work, forms, and fees must be uploaded/received by the deadline schedule for your Regional Event.

Each Work Must Include

- Good quality Artwork photo
- A Student Agreement and Artwork Release Form
- A Student Intent and Artwork Identification Form
- An entry fee

Uploading Forms

- **Student Intent and Artwork Identification Form** — filled out online by Final Deadline.
- **Student Agreement and Artwork Release Form** — uploaded by Final Deadline

- **Regional Entry Certification Form** — uploaded before the Event

Texas Art Education Association ©2026

- **Good-Quality Artwork photo** — uploaded by Final Deadline

Suggestions for Selecting Artwork for Contest

- A variety of works of art is encouraged (processes, techniques, media, or themes).
- Similar looking projects are discouraged.
- Try to stay away from entering only one assignment.
- Select pieces from multiple grade levels and grading periods.

Online Judging

By grade level based on TEAM standards.

Awards

All entries will receive a certificate and either a ribbon or a medal.

- Participation ribbons or medals will be awarded according to rating.
- Certificates will be printed by the participating teacher.
- All works receiving an exemplary rating will receive a medal.
- All other entries will receive participation ribbons.
- Top 10% of works will receive Top of Team certificate, medal, and have their work placed on the TAEA website.
- Letters of congratulations will go to the principals.

Texas Art Education Association ©2026

TEAM RULES & POLICIES

Purpose: This event will officially be named the ***Texas Elementary Art Meet (TEAM)*** and shall be under the supervision and direction of TAEA. The purpose of the **TEAM** level of Texas Art Education Association *Visual Art Scholastic Event* is to recognize exemplary student achievement in visual art through individual and original expression of ideas applying the elements and principles of art based upon research of art media and art history.

Table of Contents

I. General Regulations	**Page 14**
II. Entry Regulations	**Page 14**
III. Artwork Categories Defined	**Page 17**
IV. Policies, Procedures and Code of Ethics	**Page 17**
V. Criteria for Adjudication	**Page 20**
VI. Regional Adjudication	**Page 20**
VII. Top of TEAM	**Page 22**
VIII. Checklists and Qualification Criteria	**Page 23**

Section I.1: GENERAL REGULATIONS

(A) **TEACHER ELIGIBILITY:** The *Texas Elementary Art Meet* shall be open only to full-time students in grades K-5 in all Texas public, private, charter or homeschools. The sponsor teacher must be a current member of TAEA and accept the responsibility of students, procedures, and entries. A school may participate in TEAM whether a formal art program is in place on the campus or not. It is prohibited for a member teacher to register any other teacher's students with his/her TAEA number. A TAEA member/teacher may enter student artwork produced under his/her direct supervision if the student is not also working on that same artwork under a non-member's supervision. A violation of this rule will result in disqualification of the TAEA member's students, and the second art teacher's students.

(B) **STUDENT ELIGIBILITY:** All participating students must be academically eligible on the day of the TEAM event, in accordance with the TEA UIL Side by Side Academic Requirements (***No Pass/No Play***) TEC 33.08C. A student need not be enrolled in an art class to have his/her work considered for submission but must be supervised and sponsored by a TAEA member teacher or administrator. Participating students must be enrolled in the sponsoring school for 30 calendar days prior to the Regional Event.

(C) **NUMBER OF ENTRIES:** Any student who participates may enter a total of two works of art. No more than one student may work on a single entry.

Section I.2: ENTRY REGULATIONS

(A) RULES AND GUIDELINES

(1) ***Originality:***

(a) All student artwork in its entirety must have only original sources (original with the student).

i. **Using/copying published images is not allowed. <u>This also applies to song lyrics and other published literary works</u>**; no non-original/published creative words should be used as either subject or background. Students are encouraged to incorporate their own words in their artwork if they choose. **Examples of non-original/published creative words include song lyrics, poetry, plays, novels.**

Texas Art Education Association ©2026

ii. Published material such as newspaper & magazine pages may be used **ONLY** as a textural ground or as collage material. Regarding ground/collage material containing non-original images; such imagery may **NOT** be used in its entirety. **ALL** non-original images contained within ground/collage material **MUST** be repurposed and/or manipulated well beyond their original form/composition. **Examples of non-original/copyrighted images include: comics, licensed characters, artist-rendered illustrations, anatomical illustrations.**

iii. Artwork cannot contain an image of, or make use of, a licensed character or characters (2-D or 3-D).

iv. Students must create the artwork from observation, their imagination, their experiences, or a photograph taken by the student who produced the artwork.

v. Family photos of close family members and/or events may be used as a source if not taken by a professional photographer or artist. The artwork cannot be simply a compositional replication of the family photo. The source photo must be used as a part of new visual or conceptual material. Removing the source photo's background and/or changing its color(s) does not add personal creativity to the composition.

vi. Images generated by AI (artificial intelligence) apps cannot be used at any stage in the development of a work of art intended to be entered in any VASE program level. AI tools scan other artists' works for their style and subject matter; use of such images constitute plagiarism and do not abide by the VASE artwork originality rule. AI-generated images CANNOT BE COPIED, in part or as a whole.

vii. Automated electronic enhancements are not considered original when the program is making the sole artistic choice for the artist.

viii. The artwork should not be a compositional replication of an automated electronic enhancement. The artwork must be original in composition in both its idea and overall design. Students may take inspiration from artists, but should use their own ideas, style, and creative choices to create something new.
*Using small details or techniques is acceptable but copying or closely recreating another artist's work is not allowed.
*The use of any videos is prohibited.
*Lessons from any **internet resource** is **not acceptable.**
If a teacher has any doubt about the originality of an artwork, the work should not be submitted (refer to Checklist: Qualifications Criteria, p. 9).

ix. Photographs taken by an art instructor are considered professional and are not allowed as references unless the photograph is **of the student and is student-directed**.

(b) *No Laser/Photocopied Artworks* may be submitted as a substitute for the actual artwork.

(c) No one other than the artist of record may work directly on or manipulate any artwork entered in TEAM; this includes parents, teacher/ sponsors, mentors, and other collaborators.

(2) Art Production:

(a) Artwork previously entered in a TEAM event cannot be re-entered in another TEAM event.

(b) All artworks submitted must be completed between the previous year's Regional Event and the current year's Regional Event.

(c) It is the responsibility of the student artist to secure direct permission from any model who poses or whose image is utilized within their artwork.

(d) A TAEA member/teacher may enter student artwork produced under their direct supervision as long as the student is not also working on that same artwork under a non-member's supervision.

(3) ***Inappropriate/Offensive Works of Art:*** TAEA/TEAM adheres to displays of artwork that are family friendly.

(a) The following subject matter are inappropriate for TEAM and are prohibited:

Texas Art Education Association ©2026

i. Artworks that include profane references to a deity, obscene language, drug abuse or drug paraphernalia, images of suicide or criminal violence.

ii. Artworks that include any image or language that is recognized as negative toward any race, ethnicity, culture, or gender.

iii. Artworks that include completely exposed female breasts (with or without nipples), imagery of any gender genitalia including bare buttocks, and/or suggestive or explicit sexuality.

iv. The regional event venue may choose not to display artwork that does not align with their community standards. Such decisions will not affect the artwork's eligibility for adjudication or advancement within the TEAM process.

(b) Teachers must receive the campus principal's signature on the *Regional Entry Certification Form* verifying the artwork has been reviewed and the content is approved.

(4) Specifications of Two-dimensional Artwork (including Digital):

(a) Two-dimensional artwork must be no larger than 24" X 36".

(b) 2-D artworks must be matted or mounted with sturdy white or black mat board or poster board with full supportive attached backing.

(c) No liners or additional inner mats allowed.

(d) No glass or acetate coverings will be accepted in the preparation of artworks.

(e) A frame or box may be used if the frame is included as part of the artwork imagery.

(f) All artworks must be dry or fixed.

(g) Artworks may not have anything attached or protruding that would be dangerous to handle.

(h) Animation/motion graphics entries must not be longer than 5 minutes.

(i) Animation/motion graphics projects must not include live actors.

(j) Audio tracks in Animation/motion graphics entries that are not original to the student must not exceed 10% of the original audio composition, 30 seconds maximum.

(5) Specifications of Three-dimensional Artwork (including Digital):

(a) Three-dimensional artwork must be no larger than 24" X 24" X 36" in total dimensions including base.

(b) Artwork cannot exceed a weight of 50 pounds including the base.

(c) Must be sturdy and able to stand alone without other means of support.

(d) Artworks may not have anything attached or protruding that would be dangerous to handle.

(e) All parts of the artwork must be safely secured and safe to handle.

(f) Greenware, oil-based clay, or unfired clay will not be accepted.

(g) All work including casting must be done by the student.

(h) If a sculpture has a base, the base must be attached. Installations not attached to a base must meet all size specifications and the student must set up and dismantle the installation.

(i) Music in Animation/motion graphics entries that are not original to the student must not exceed 10% of original work or 30 seconds.

(j) Animation/motion graphics entries must not be longer than 5 minutes

(k) Animation/motion graphics projects must not include live actors.

(6) ***Specifications of Functioning Artworks***: Any artist who wishes the functionality of their TEAM entry to be considered in the adjudication process should consider the options outlined below.

(a) Instructions must be provided with the artwork describing the assembly and activation of the functionality, as well as where and how the components are packaged.

(b) For the work to function during adjudication and display, all necessary items must be provided; for example, electrical extension cord/power strip, water, etc.

(c) A URL or QR code may be provided with the entry documentation linking to examples showing the artwork functioning.

(d) If circumstances prevent activating functionality for judging and/or displaying the artwork, the URL,

Texas Art Education Association ©2026

QR code, or written instructions will be used

(7) ***Accurate Entry Regulations:*** Any artwork not submitted accurately with correct paperwork having all required signatures will be disqualified. This includes any hand alterations to any form after the edit deadline.

(B) **DISQUALIFICATION POLICY:** Artworks **not** meeting the TEAM entry and eligibility regulations will be disqualified. However, disqualified artwork will be allowed to complete the jury process with a "No Rating" status. A juror will write comments on the Regional Juror Rating Form for student growth, but no numeric rating will be given. The artwork will not be considered for Top of TEAM. The *Regional Juror Rating Form* will be marked with a DQ in the Rating Box. Only a Regional Director may officially disqualify artwork.

(C) **DAMAGE OR LOSS POLICY:** While every effort will be made to prevent damage to any work of art, neither TAEA nor the host School/District will be held responsible for the theft, loss or damage of works entered in TEAM.

Section I.3: ARTWORK CATEGORIES DEFINED

(A) CATEGORY 2-D: Two-Dimensional Design
Artwork that primarily has two dimensions (width and height).
(B) **CATEGORY 3-D: Three-Dimensional Design**
Artwork that has three dimensions (height, width, and depth). The understanding is that the structure of the 3-D artwork is constructed by the student.
(C) **STUDENTS MAY CHOOSE to enter an artwork in the 2-D or 3-D category,** but students should consider that entering it in a non-traditional format could make it difficult to meet the criteria according to the standards.
(D) **A STUDENT USING A READY-MADE OBJECT as the surface for a traditional 2-D medium may choose to enter it as a 3-D artwork or as a 2-D artwork.** However, the student should consider that entering it as a 3-D artwork will make it difficult to meet the criteria because jurors consider 3-D artwork as that which is constructed by the student. An example of this type of artwork is a painting done on an actual guitar.

Section II: POLICY, PROCEDURES AND CODE OF ETHICS

(A) **ENTRY CERTIFICATION*:*** All official Regional entries in TEAM must be entered on-line in the official TAEA/TEAM website. All official forms will be generated through the data submitted. Any changes made to any official entry forms will result in disqualification. All entries must be listed on the *Regional Entry Certification Form* **signed by the school principal.** Artwork that is confirmed on the *Regional Entry Certification Form* must be the same artwork that is juried at the event. No artwork will be juried without a properly completed *Regional Entry Certification Form*. This form not only certifies that the students are academically eligible, but also that the artworks have been carefully examined by the school administration and found to be acceptable for students, the school, and the community. Deadlines are firm and must be met without exception. It is the responsibility of the teacher to ensure that the artwork that is adjudicated at the event is the same as the artwork registered on-line in the TAEA/TEAM website.

(B) **ENTRY FEES:** An entry fee per student, per entry is required to cover TEAM expenses (medals, jurors, printing, etc.). The State Directors of VASE and *Blue-Ribbon Committee* will set the entry fee for the regional events. All entry fees are non-refundable. All entry fees and Regional invoices must be received by the Regional Director before an artwork can be juried. **Once a Reservation has been confirmed, the teacher/sponsor is required to pay for that entry even if the confirmed entry *Did Not Attend* (DNA) the event.**

(1) **Regional Event** entry fees will be $12 per entry. Make checks payable to TAEA Region TEAM. Payment must be mailed to the TAEA office a minimum of ten days prior to the Regional Event and accompanied by a Regional Invoice. No cash payments are accepted. Payment can also be submitted electronically, through the TAEA website.
(2) TAEA Headquarters will coordinate funds for the Regional events.
(3) Student Entry Fees cannot be used to fund or support optional student activities, concessions, or

Texas Art Education Association ©2026

promotional items (T-shirts, buttons, ribbons, pencils, notepads, etc.). *Moved from Section III.2*

(C) ***Entry Categories: (As defined in Section I.3)***

(1) Category 2-D - Two-Dimensional Design
(2) Category 3-D - Three-Dimensional Design

(D)***Entry Procedures:***

(1) ***Online Student Intent and Artwork Identification Form:***

(a) An *Online Student Intent and Artwork Identification Form* is required for each entry.

(b) The *Online Intent Form* must be certified by the teacher of record prior to the event stating that**, "I certify that this artwork was produced under my direct supervision and that I have examined it and its sources and found it to be acceptable for students, our school, and our community. I have read and agree to uphold all rules, regulations, policies, and the Code of Ethics of the TAEA Visual Arts Scholastic Event."**

(c) Students should complete an *Online Intent Form* for each artwork entered before the posted Data Upload & Certification Deadline, answering the questions asked in complete sentences and in their own words. Jurors will use this written information to develop questions and evaluations during the interview. Students must use only the space provided online; no additional sheets can be attached. Each response MUST contain at least 40 words (exception: What Media did you use? question must contain at least 10 words). **Students must NOT repeat phrases or sentences to reach this minimum.**

(2) ***Titles:*** The *Online Intent Form* calls for a unique creative title. For identification purposes, each entry is required to have this. Students may not use generic descriptors such as *Painting, Drawing #1, Untitled*, *Self-portrait*, *Still Life*. Each piece of artwork registered by the same teacher must have a one-of-a-kind title.

(3) ***Student Agreement and Artwork Release Form:*** Each teacher must upload a signed *Student Agreement and Artwork Release Form*. A student who is not 18 by the time of the event must have a parent signature. Release form uploads are due by the Data Upload & Certification Deadline.

(4) ***Disqualification Due Process: Procedure, Disciplinary Action, and Addressing and Resolving Challenges:***

(a) ***Procedure:*** Failure by any **TEAM** participant to uphold these rules, guidelines, or policies will result in disqualification of the artwork. The teacher/sponsor is notified of the disqualification and the teacher/sponsor must then communicate the rationale for the disqualification to the student and parents (if applicable). The compliance to **TEAM** rules and guidelines is the responsibility of the teacher/sponsor. The teacher/sponsors may challenge a disqualification with the Regional Director, but final judgment must be accepted professionally and with integrity. Disqualified artworks will be allowed to complete the jury process with a "No Rating" status. Jurors place comments on the Regional Juror Rating Form for student growth, but no numeric rating will be given. The artwork will not be considered for advancement to the **Top of TEAM**.

(b) Disciplinary Action for Continued Disqualifications: Continued failure by the teacher/sponsor to uphold these policies will result in an infraction email or letter from the State Director of VASE for that level, the TAEA President, and/or the TAEA Executive Director sent to the teacher/sponsor, campus principal, superintendent, and district supervisor (if applicable). The teacher/sponsor has the right to contest disciplinary action by bringing the issue before the *VASE Blue Ribbon Committee*.

(c) Sanctions for Continued Disqualifications: If, after a "Continued Disqualification" infraction notification is sent to supervisors, the teacher/sponsor continues to have disqualifications in subsequent years, disciplinary probation/sanctions will be imposed on the teacher/sponsor. The teacher/sponsor has the right to contest disciplinary action by bringing the issue before the *VASE Blue Ribbon Committee*.

(d) Cause for Immediate Sanctions: If at any time a teacher/sponsor or parent complaint escalates in

a threatening or unprofessional manner towards a worker at a TEAM event, the regional director, after the complaint has already been judged and the result communicated with the teacher/sponsor or parent, that teacher representing herself/himself or the parent will be subject to sanctions prohibiting involvement in future events for a number of years determined by the TAEA Executive Board. Professional and respectful challenges of qualifications or adjudications are allowed.

(e) VASE Blue Ribbon Committee Review: Any entity involved in TEAM and/or a TAEA member may at any time submit a suggestion to the State Directors of VASE/Executive Board for additions or revisions to the TAEA/TEAM Policies & Procedures and/or the TEAM Rules & Policies (Guidelines). Suggestions will be considered by the VASE Blue Ribbon Committee for rejection or implementation.

(F) ***Code of Ethics:*** The policies and code of ethics as outlined in the following sections will be observed by all TEAM participants.

(1) School Officials:

(a) provide support,
(b) create a climate of professional concern,
(c) strive to assure that teachers and directors are aware of and observe the letter and intent of all TAEA/TEAM rules and regulations, and
(d) provide professional district employees as aides and/or interpreters when necessary.

(2) Event Officials administer the event with a spirit of courtesy and cooperation among participants.

(3) Jurors (adjudicators): A VASE Juror (adjudicator) is a visual arts advocate who has a history of working within visual arts as a working artist, art educator, museum/gallery professional or art related vendor that possesses training, experience and/or a degree that enables them to apply ethically and impartially VASE standards to the adjudication process.

(a) To serve as a VASE Juror for TEAM, Junior VASE or VASE, certification training must be completed successfully and maintained according to the program's guidelines.
(b) Beginning during VASE 2022, a State VASE juror MUST be an active and currently paid member of TAEA.
(c) Jury Leads at all levels MUST be certified jurors.
(d) Jury Leads must be TAEA members and certified art educators. They may only serve as a lead at one event in a region.
(e) **Juror Ethics:** Jurors (adjudicators) will observe the policy and ethic codes of TAEA and VASE and uphold the **VASE Juror Code of Ethics & Professional Standards**. Jurors should maintain confidentiality both during the adjudication process and after the VASE Event.
(f) **SEL Note:** During the interview process, jurors may not comment (written or verbal), address or insinuate judgement about a student's wellness or mental health to the student. If a juror has safety concerns regarding a student's wellness or mental health, they must not address the concern to the student but will communicate directly with the juror lead/regional director who will communicate with that student's VASE sponsor.
(g) Violation of VASE Rules & Policies and/or event procedures can result in warning, sanction, and immediate dismissal from an Event, and/or removal from the VASE Juror Pool.
(h) **Removal of Juror:**
- Violation of TAEA/VASE Policy/Ethics or **VASE Juror Code of Ethics & Professional Standards**
- Unprofessional behavior towards a VASE participant or sponsor in terms of commentary on wellness, appearance, and mental health.
- During the adjudication process, the juror may not sexually or emotionally harass an interviewee and shall always maintain professional and ethical behavior.
- Chronic Event Attendance Issues
- Refusal to respond to directions from the juror lead/regional director including but not limited to pacing, commentary, scoring and other assigned responsibilities.

The complete **VASE Juror Code of Ethics & Professional Standards** is available on the VASE Juror home page.

(4) Visual Arts Teachers/Sponsors

(a) know and uphold all rules as stated in the TAEA/TEAM Policy and Ethics and General Regulations,
(b) foster a spirit of artistic involvement and aesthetic achievement for all participants in the event,
(c) instill by word and example the respect for, and compliance with, all event regulations and the graceful acceptance of qualification and adjudication,
(d) abstain from any practice that makes a student feel pressured to participate in non-school activities,
(e) abstain from any practice which allows **plagiarism** to violate the ethical standards of quality art education and the TEAM programs, and
(f) appropriately supervise all participating students.
(g) All teachers/sponsors are required to be present during the check-in and checkout process, collecting all artwork and completing any necessary paperwork.
(h) If the teacher of record is unable to be present at check out, a campus designee must be appointed by the campus administrator prior to the event to collect the artwork. This information is contained within the *Regional Artwork Certification Form*, which also requires principal signature.
(i) Failure to uphold the Policy and Code of Ethics can result in student disqualification and/or teacher probation recommendation being forwarded to the State Director of TEAM and TAEA Executive Board.

(5) Students

(a) know and respect the rules and regulations, and
(b) maintain a sense of educational purpose while participating in TEAM.
(c) Failure to uphold TEAM Policy and Code of Ethics can result in a disqualification.

Section III.1: CRITERIA FOR ADJUDICATION

TEAM STANDARDS/CRITERIA:

(1) The **Texas Essential Knowledge and Skills** (*State Board of Education, Chapter 117*) will form the nucleus of the evaluation standards for the juried competition.
(2) TEAM artwork will be evaluated on the following criteria **(TAEA/TEAM Artwork Standards** set by the VASE Blue Ribbon Committee):

(a) **Personal Expression** — There is evidence of imagination, individuality, and problem solving.
(b) **Craftsmanship/Presentation** — There is evidence in the artwork of the student's skill in the use of media and tools producing a quality product reflecting neatness and comprehension.
(c) **Technique** — The student exhibits understanding of the processes used by demonstrating control of the materials and tools in the composition at an age-appropriate level.
(d) **Organization** — The student understands and uses the elements and principles of design appropriate with their instruction.

Section III.2: REGIONAL ADJUDICATION PROCEDURE

***(A) Jurors*:** Each event will have a team of qualified jurors composed of certified public school art educators, supervisors and/or, **if available**, college faculty, university faculty, or art professionals. It is recommended that jurors be selected from outside the district or region that is being juried, **if possible**.

(B) The ***Artwork Evaluation*** will receive a score for each of the four sections based on a point system of 3 (highest) to 1 (lowest).

(C) Scoring Criteria, Student Expectations, and Rating Descriptors: The juror will assign **Artwork Evaluation** scores based on artwork evaluation criteria outlined in Section III.1, Criteria for Adjudication. A.2 (above) while considering Juror Rating Form descriptors, which are based on the referenced criteria.

(1) ***Execution and Technique:*** The steps for using the technique, the medium/media, technology

Texas Art Education Association ©2026

applications, and the elements of art and principles of design.
(2) ***Aesthetics and Critical Judgment:*** The aesthetic and critical decisions made while creating the artwork and why they were made.
(3) ***Personal Expression:*** How the artwork represents the student's individual point of view, imagination, creativity, and individuality.

(D) Student Expectations according to Division Level. Jurors keep student grade level expectations in mind as they consider whether the student meets the scoring criteria or not.

(E) Rating Descriptors: Jurors will evaluate artwork in each classification by employing the following rating system to designate the degree of proficiency in which the student developed the TEAM standards leading to the level of artistic quality within their work:

RATING III: Excellent *(in meeting the criteria)*
RATING II: Strong *(in meeting the criteria)*
RATING I: Developing *(in meeting the criteria)*

Scoring Continuum

III	II	I
Excellent	**Strong**	**Developing**

(F) The juror will include written comments with suggestions as a positive and immediate feedback. **The juror's decision is final**.

(G) The Regional Director or appointee will be responsible for tabulating the *Jurors Rating Form* and medals and/or certificates by division for the participants entered in the event from the various schools.

(H) Scheduling Formula – Up to thirty (30) entries on a ten-minute schedule per juror.

(I) Jurors will evaluate artwork by employing the following rating system to designate the assessment score assigned to an artwork:

Points on *Jurors Rating Form* for Regional/Zone Event

Rating III Excellent= 9-12
Rating II Strong = 5-8
Rating I Developing = 1- 4

(H) To maintain the integrity of the jury process, only jurors and designated event officials are permitted in any area where the jury process is in progress.

(J) No awards or results should be given until after area judging is complete. All sponsors must check out through the regional director.

(K) AWARDS: Regional Medals are awarded at the Regional Event to those students receiving a Rating III-Excellent in any grade level. All other students will receive a Regional Participation Ribbon.

Texas Art Education Association ©2026

Section III.3: Top of TEAM

All regional entries receiving a Rating III-**Excellent** qualify for the Top of TEAM jury process. When all regional artworks have been juried, and all scores have been entered on-line, the Area jury process may begin.

(A) Regional artworks that have received a Rating III-**Excellent** will be juried again, by a select group of designated jurors, to determine the Top of TEAM finalists. No artwork with a rating less than a Rating III qualifies for the Top of TEAM.

(B) To ensure consistency across the State in selecting Top of TEAM, the following formula must be followed: Ten percent (10%) of the actual number of artworks receiving a 3 at the Regional event in each grade level.

(C) Jurors are allowed one vote for each artwork in a grade level for each artwork selected for advancement. The artworks receiving most votes will be a Top of TEAM winner.

(D) AWARDS: Top of TEAM Medals are awarded at the conclusion of the Regional Event to students who qualify.

Texas Art Education Association ©2026

EXAMPLES OF TEAM CALENDARS & CHECKLISTS

Teacher Checklist for TEAM

August – October: encourage students to consider VASE while working on projects – go over basic guidelines (especially originality guidelines) including new ones.

December: Register for VASE on homepage **www.taea.org/vase** beginning on ***December 1.*** Find date and location for your event on the VASE website under Regional Directors and Dates on the homepage.

Mid-December:

- Give students information on the Regional Event.
- Start registering student artworks in VASE – continue all through December and into January.

Day of Add/Delete Deadline (30 days out). The number of entries at MIDNIGHT on this date must be accurate; this is the number of entries you will be responsible to pay for (you can edit the entries later, but the number of entries may not be changed after MIDNIGHT.

Day After Add/Delete Deadline: Your invoice is ready to print. Print, then submit invoice to campus bookkeeper and request payment (students may pay, your principal may pay, or your campus budget/activity fund will pay). Your district arts administrator (if you have one) may pay for these fees; if this is the case, submit invoice to the administrator; he/she will send payment. Payments are due by 2nd deadline date to the TAEA Dallas office.

Day After Add/Delete Deadline: Editing of VASE entries can begin. Make sure all artwork meets VASE guidelines, start preparing it for the event. Make sure all entry info is entered correctly, especially student division.

Late January/early February After Add/Delete Deadline: Give students practice Student Intent and Artwork Identification Forms if desired; you may guide students through the writing portion, but do NOT write it yourself. You may write what the student tells you, but you can't do it for them. The teacher may begin working on Student Intent and Artwork Identification forms now.

Late January/early February: Check student eligibility and encourage students to keep grades up – all grades must be passing for students to participate. If a student becomes ineligible before the Final Deadline, substitute another student and their artwork in its place.

3 Weeks Prior to Event: Check all entries for complete accuracy as the Final Deadline approaches (you can never check too many times). You may substitute one student for another student, change anything within the entries; you may **not** change the number of entries. **Start this now because entries may not be Edited, or entry parts Uploaded, after the Final deadline. This includes:**

- **Student Intent and Artwork ID Form: This form is filled out ONLINE. You will CERTIFY each entry on your Teacher Dashboard once you have verified that all parts of the entry are finished correctly. This substitutes for your signature.**
- **Student Agreement and Artwork Release Form: This form is printed, signed by student & parent if student is under 18, and you. You MUST collect these forms, scan or photograph them, then upload them into the student's entry using your Teacher Dashboard.**
- **Artwork Photo: Must be taken of the finished artwork and uploaded before the Final Deadline.**

Texas Art Education Association ©2026

Day of Final Deadline: You may edit each entry until 11:59pm – **MUST** have accurate dimension (2D/3D), must have unique, creative titles, and must have correct spelling of the student's name. **Nothing can be Edited or Uploaded after the Final deadline except for the Regional Entry Certification Form; no fixes for wrong or missing entry parts.**

Day after Final Deadline: Print menu is available to print this and get it signed:

- **Regional Entry Certification Form**: must be printed & signed by you and your principal…principal is certifying that all the artwork meets community standards, and all students are eligible. This form will be uploaded.

After Regional Event:

- Print Juror Rating Forms once your Regional Director has released them (usually in the evening after the event).
- Brag how wonderful your students did on social media or write a press release for your Communications person. You and your students deserve recognition for your hard work and success.

TEAM requires high standards of Creativity

TEAM Teacher Checklist: Qualification Criteria

Violations include but are not limited to the following:
A. Artwork produced from sources not originating with the student or falling within acceptable originality guidelines.
B. Artwork contains images of or makes use of a licensed character or characters.
C. Artwork was traced from a photograph and/or non-original source.
D. Artwork was previously entered in a previous TEAM Event.
E. Artwork was completed before last year's Regional TEAM event. (Reference last year's Regional Event date).
F. Inappropriate/Offensive work of art violation.
G. Student artists are ineligible in accordance with the **UIL No Pass No Play Academic Requirements**.
H. Entry Fees are not paid.
I. Teacher/Sponsor is not a member in good standing with TAEA.
J. *Regional Entry Certification Form* is not signed by the principal.
K. Printed information on any TEAM form was manually altered.

Two-Dimensional Artwork will be disqualified for any of the following:
i. Artwork and mat exceeds 24" x 36".
ii. Drawings are not properly *fixed* and are in danger of damaging other artworks.
iii. The artwork is wet. (Paint, ink or other medium has not completely dried before being *qualified*.)
Three-Dimensional Artwork will be disqualified for any of the following:
i. Artwork dimensions exceed 24" x 24" x 36".
ii. Artwork is wet or not fired. Greenware, oil-based clay, or unfired clay will not be accepted.
iii. Artwork is otherwise delicate, fragile, or potentially harmful to handle.
Animation/motion graphics, interactive media entries will be disqualified for any of the following:
i. Music not composed by the student for Animation/motion graphics entry exceeds 10% or 30 seconds of each composition used.
ii. Animation/motion graphics entry is longer than 5 minutes.
iii. Animation/motion graphics project includes live actors.

Texas Art Education Association ©2026

EXAMPLES OF TEAM PROCEDURES FOR REGIONAL DIRECTORS & TEACHERS

For TEAM Teachers: look to your Regional Director for support!

- Registration as a TEAM teacher begins Dec. 1 each year.
- Event timeline has changed. Be sure to check dates!

Online Event procedures:

- Teachers have a Dashboard with which to monitor progress on each entry.
- If an entry is added, deleted, or edited by the appropriate deadline, that information will automatically update on the Dashboard.
- Student Intent & Artwork Information Forms is an online form; students/teachers type in and save information; submit before Final Deadline.
- Student Agreement & Artwork Release Forms is printed, given to parents/students as a paper copy, signed, then returned to the teacher as paper, or photographed/scanned/emailed to the teacher, who will collect and upload them.
- Regional Entry Certification Form will be printed, signed by principal & teacher, then uploaded by the regional director.

Photographing Artwork:

- Finished artwork will be photographed by teachers (or older students who have the ability & technology to do so) and uploaded onto the VASE website; file size limit 10MB, one image per artwork, submitted by deadline.
- REMEMBER: the photograph submitted for each artwork entry should be of good quality, cropped to best show the ENTIRE work (size limits are still in place), because that is the only representation of the artwork that VASE Jurors have access to; it must show the work at its best.
- Artwork should NOT be revised after its photograph has been submitted. It is the teacher's responsibility to assure that artwork matches the photograph.
- 3D artwork must have 2-5 views, prepared as collage (Photoshop, apps like PicStitch, etc.). 2D relief artwork may also have 2 views, prepared as collage.
- Teachers will print completed Juror Rating Forms after the Regional Event, and receive awards from the Regional Director to pass on to individual students along with JRFs. Certificates are available for printing on the VASE print menu.

For Regional Directors:

- Directors are responsible for sharing training materials and coaching teachers as they go through the Online Event process.
- Communicate with teachers on a regular basis, reminding them of upcoming deadlines, using the automated pre-typed emails.
- Remind them of the points made on the "For Teachers" section of this document
- Remind teachers that the Intent Form should be clearly written.
- Remind teachers that they MUST upload the Regional Entry Certification Form before the event.

Texas Art Education Association ©2026

● DNA: Share with teachers more than once that an artwork will be assigned a DNA rating if any of these is missing after the Final Deadline:
  ○ Completed Online Student Intent Form
  ○ Photograph of artwork submitted
  ○ Signed and uploaded Student Agreement & Artwork Release Forms
● Remind teachers that the artwork photographs must be the best possible, and contain the ENTIRE artwork with or without matting. 3D and 2D relief artworks with multiple images MUST be collaged and submitted as a single image (under 10MB), and these artworks MUST be photographed on a single-colored surface, with a single-colored backdrop to hide walls and other objects.
● After your Regional Event, pack up Awards Receipts, medals, and prepare for delivery.

EXAMPLES OF TEAM FORMS

TEAM uses several forms that must be filled out by students and teachers as they submit VASE Entries.

TEAM Jurors fill out Juror Rating Forms, based on Visual Art TEKS (state standards).

The following pages contain examples of these forms.

Texas Art Education Association ©2026

Sample Student Intent and Artwork Identification Form

TAEA Region #	Texas Art Education Association Texas Elementary Art Meet Student Intent and Artwork Identification Form	Division	Entry ID
93	*(place JRF sticker here)*	5	5564 For Office Use Only

Name of Participant	2D / 3D	AP / Dual / Studio	Credits	Animation / Interactive / Functioning Entry Video URL:
Name, Student	2D	0	0	

Teacher / Sponsor:	Teacher Name	**School:**	Anywhere Elementary
TAEA Membership #:	12345	**School District:**	ANYWHERE ISD
Artwork Title:	I Am a Unique Creative Title	**Artwork Size (W x H):**	9 in. x 12 in.

1. Student Research — What information helped you create your art? What did you learn?

2. Execution and Technique:

What materials did you use? Did you learn anything about these materials when you used them? Why did you choose these materials?

3. Elements and Principles — What element(s) of art did you use?

4. Use of Elements and Principles — Do you have an element or principle in your artwork you liked working with? Why did you use these elements?

5. Critical Judgement — What decisions did you have to make as you created your artwork? Would you change anything? Why?

I certify that this artwork was produced under my direct supervision and that I have examined it and its sources and found it to be acceptable for students, our school, and our community. I have read and agree to uphold all rules, regulations, policies, and the Code of Ethics of the TAEA Visual Arts Scholastic Event.

Teacher / Sponsor's Signature *Electronic Certification* Date

Texas Art Education Association ©2026

Sample Student Agreement and Artwork Release Form

TAEA Region #	Texas Art Education Association Texas Elementary Art Meet Student Agreement and Artwork Release Form	Entry ID
93		5564 For Office Use Only

Name of Participant	2D / 3D	Grade
Name, Student	2D	5

Teacher / Sponsor:	Teacher Name	**School:**	Anywhere Creek Elementary
TAEA Membership #:	12345	**School District:**	ANYWHERE ISD
Artwork Title:	I Am a Unique Creatice Title		

Student / Parent / Guardian Agreement

- I agree to allow my artwork to be displayed and critiqued by selected jurors in conjunction with the Texas Art Education Association's Elementary Art Visual Art Pilot. In doing so, I release TAEA and its agents from any and all responsibility in the event of loss or damage to my artwork.
- Permission is also given to list the student's name, age and school facility of origin within the information used in the exhibition(s), on-line, and/or in any related newspaper article, newsletters and educational publications. Forms must be alphabetized and presented to the Director on the day of the Event.
- I agree to allow my artwork to be exhibited, displayed electronically on the TAEA and TEAM Website, photographed, and/or published in educational, non-profit visual art publications and exhibitions chosen by the TAEA and waive any receipt or compensation for same.
- I also understand that the materials may be utilized on-line and in publication form and that the graphic images published within the World Wide Web are not fully protected under copyright laws. With this in mind, I release such images as have been submitted with the intent of exhibition and presentation at the Texas Education Agency and Texas Commission on the Arts.
- I agree to abide by all TAEA Visual Arts Scholastic Event regulations and code of ethics.

Student Signature _____ Age _____ DOB _____

Parent / Guardian Signature _____ Date _____

(Required if student is under 18 years of age)

Teacher Instructions / Agreement

I certify that I have examined this artwork and found it to be acceptable for students, our school, and our community. I have read and agree to uphold all rules, regulations, policies, and Code of Ethics of the TAEA Visual Art Scholastic Event.

Teacher / Sponsor's Signature _____ Date _____

Teachers must present this form **for each individual work of art** to be juried. **Do not attach this document** to the artwork. All forms must be signed, scanned / photographed, and uploaded into the online entry. Failure to do so by the upload deadline will result in a DNA rating (Did Not Appear).

Texas Art Education Association ©2026

Sample Artwork Invoice

Texas Art Education Association
Texas Elementary Art Meet

2023 Regional Teacher Invoice

TAEA Region #
13

Invoice #
2022-13-TEAM-87542

Teacher / Sponsor:	Teacher Name	**TAEA Membership #:**	12345
School District:	ANYWHERE ISD	**School:**	Anywhere Elementary
Current Reservations:	15	**Amount Due:**	$180.00

Reservations will be closed 3/23/2022.

Attention District Accounting Office

Payment By Credit Card

Payment can be made by credit card by going to http://payments.taea.org/. Payments are due no later than 4/11/2022. You may make this payment yourself or provide this invoice to the appropriate person with your school / district so that they will be able to make the payment at that website address themselves. If you are using a personal credit card, please ensure that your school / district does not have restrictions about reimbursing charges on personal credit cards. TAEA is not responsible if you do not get reimbursed, so please follow the appropriate procedures for your school / district. If using a school / district credit card, please ensure that you follow the appropriate procedures for use of that credit card.

Once payment has been made, you will be able to print out your invoice again, which will reflect your payment and serve as a receipt.

Payment By Check

Payment ***and*** a copy of all applicable invoices must be received by the **TAEA Office** no later than 4/11/2022. *Failure to include the invoice(s) will delay application of the payment to the appropriate entries.* Please allow 5 working days for delivery.

Make checks payable to: **TAEA**. Please include **Invoice Number 2022-13-TEAM-HAYS CONS ISD** on the check or on a note attached to the check.

Mail payment ***and*** a copy of this invoice to:

TAEA Office — TEAM
14070 Proton Rd.
Suite 100
Dallas, TX 75244

Texas Art Education Association ©2026

Sample Regional Juror Rating Form

TAEA Region #	Texas Art Education Association Texas Elementary Art Meet Regional Juror Rating Form	Entry ID - 6253 Room - Time Slot - 11:10 AM For Office Use Only
93		

Name of Participant	2D / 3D	AP	Credits	Division
Name, Student	2D			4

Teacher / Sponsor:	Teacher Name	**School:**	Anywhere Elementary School
TAEA Membership #:	12345	**School District:**	ANYWHERE ISD
Artwork Title:	I Am a Unique Creative Title		

Artwork Evaluation	1 = Growing 2 = Good 3 = Exemplary
Personal Expression - There is evidence of imagination, individuality, and problem solving.	
Craftsmanship / Presentation - There is evidence in the artwork of the student's skill in the use of media and tools producing a quality product reflecting neatness and comprehension.	
Technique - The student exhibits understanding of the processes used by demonstrating control of the materials and tools in the composition at an age appropriate level.	
Organization - The student understands and uses the elements and principles of design appropriate with their instruction.	
Artwork Evaluation Total	

General Comments & Suggestions

Total Score ☐ **(Artwork Evaluation Total)** **Juror's Room #** ☐

Scoring Range: (1 - 4 - 1 (Growing)) (5 - 8 - 2 (Good)) (9 - 12 - 3 (Exemplary))

Highlighted & printed rating Juror Electronic Signature Not Judged

Juror Name Date

Texas Art Education Association ©2026

TAEA - Junior VASE

Junior Visual Arts Scholastic Event

Texas Art Education Association ©2026

Junior VASE Overview

What

A TAEA visual arts event recognizing exemplary, intermediate, middle school, and junior high student artwork, grades 6-8.

Who

Any intermediate, middle school, or junior high teacher who is a TAEA member may enter as many students as they wish but each student may only have two works entered. If a student is homeschooled, a parent may join TAEA and Sponsor their child.

Why

To promote your program and recognize your students.

Where

Each region except for 5 has an event and several have more than one. Look at the Regional Locator Map to find your event. You can look up your district and find your regional event location and date.

When

All fees must be paid by the date of your event. Forms are uploaded before a Final Deadline; artworks are be brought to the event with the students and teacher.

Cost

$15 per entry which covers the cost of jurors, webmaster, accounting, medals, and site.

Each work must include

- Student Intent and Artwork Identification Form completed online before the Final Deadline, then printed, and securely attached to the back of the artwork or to the 3D work according to the guidelines. Printed copies go on all boxes with the completed artwork photo.

Texas Art Education Association ©2026

- Student photographs, production notes, and/or sketches, compiled into a Reference PDF that is uploaded before the Final Deadline.

- Good artwork photo of the finished artwork. Relief work can be a collage of 2-3 views; 3D should be a collage of 2-5 views.

Attaching Forms

- Student Intent Form and Artwork Identification Form is completed online, printed, and securely attached to the back of the covered artwork or attached to the 3-D Art according to the rules. (3D is folded into 4ths attached to a piece of cardboard or poster board and attached to the 3-D piece with string or wire.)

Protecting Artwork

- All 2D artwork needs the back covered by a piece of poster/mat board to protect the artwork.
- The front of all 2D artwork needs a piece of paper that forms a flap from the back of the art to cover the front and protect it.
- 2D mixed media artwork or delicate work needs some type of sturdy box with a small photo and printed Student Intent Form (top part only needed on boxes) and a photo of the artwork on the outside of the box.
- 3D artwork needs some type of sturdy box with a small photo and blank Student Intent Form (top part only needed on boxes) and a photo of the artwork on the outside of the box.

Other Forms

- Student Agreement and Artwork Release forms will be signed and turned in at the VASE Event (alpha order).
- Regional Entry Certification Forms SIGNED BY YOUR PRINCIPAL are also turned in.
- Check-in and check-out form is also turned in.

Judging

Will be by divisions 1-4 by certified judges.

Awards

Teachers have the option to print out certificates for their students.

- Medals will be awarded according to artworks receiving a rating of 4 in each division.
- Each artwork in each division receiving a 4 will be reviewed again with the top 10% earning a Platinum Medal.

Pick up all artwork and medals when you receive a text or at the appointed time. Print Juror Rating Forms and Certificates after scores are released.

Texas Art Education Association ©2026

Junior VASE Rules & Policies

Purpose: This event will officially be named the ***Junior Visual Art Scholastic Event*** **(Junior VASE)** and shall be under the supervision and direction of TAEA. The purpose of the Texas Art Education Association *Junior Visual Art Scholastic Event* is to recognize exemplary student achievement in visual art through individual and original expression of ideas which apply the elements and principles of art based upon the additional research of art media and art history.

For information about the VASE Blue Ribbon Committee, click on *VASE Blue Ribbon Committee* under *Rules & Policies* on the VASE website.

Table of Contents

I. General Regulations	**Page 34**
Entry Regulations	**Page 35**
Artwork Categories Defined	**Page 39**
II. Policies, Procedures and Code of Ethics	**Page 39**
III. Criteria for Adjudication	**Page 43**
Regional Adjudication	**Page 43**
Area Event (Platinum Level)	**Page 46**

2027 marks year 2 of the JR VASE In-Absentia Pilot. Students with an approved attendance conflict can have their artwork adjudicated without attending the event. Teachers may enter no more than 20% of their total entries as In-Absentia.

Section I.1: GENERAL REGULATIONS

(A) **TEACHER ELIGIBILITY:** The *Jr. Visual Art Scholastic Event* shall be open only to full-time students in grades 6-8 in all Texas *comprehensive (accredited)* public, private, charter or homeschools. The sponsor teacher must be a current member of TAEA and accept the responsibility of students, procedures, and entries. A school may participate in VASE whether a formal art program is in place on the campus or not. It is prohibited for a member teacher to register any other teacher's students with his/her TAEA number. A TAEA member/teacher may enter

Texas Art Education Association ©2026

student artwork produced under his/her direct supervision if the student is not also working on that same artwork under a non-member's supervision. A violation of this rule will result in disqualification of the TAEA member's students, and the second art teacher's students. In the case of Virtual/Online Schools within a school district, the student must have a district-assigned art teacher/instructor in order to participate; the sponsor cannot be a parent/guardian.

(B) **STUDENT ELIGIBILITY:** All participating students must be academically eligible on the day of the VASE event, in accordance with the TEA UIL Side by Side Academic Requirements (***No Pass/No Play***) TEC 33.08C. A student need not be enrolled in an art class to have his/her work considered for submission but must be supervised and sponsored by a TAEA member teacher or administrator. Participating students must be enrolled in the sponsoring school for 30 calendar days prior to the Regional Event. Artwork entered in a Regional Event and advancing to State will automatically be entered in the State Event and is subject to rules, procedures and fees that apply at the State Event.

(C) **SUPERVISION OF STUDENTS:** TAEA and host sites will not take responsibility for students. All participating students must have district-approved adult supervision at all VASE events, at all times. It is the Sponsor/Teacher's responsibility to have students checked in and at their assigned adjudication location 30 minutes before they are to be juried. Failure of the Sponsor/Teacher to do so will result in disqualification.

(D) **NUMBER OF ENTRIES:** Any student who participates may enter a total of two works of art. No more than one student may work on a single entry.

Section I.2: ENTRY REGULATIONS

(A) **RULES AND GUIDELINES**

(1) ***Originality:***

(a) All student artwork in its entirety must have only original sources (original to the student artist).

i. **Using/copying published images is not allowed. This also applies to song lyrics and other published literary works**; no non-original/published creative words should be used as either subject or background. Students are encouraged to incorporate their own words in their artwork if they choose. **Examples of non-original/published creative words include song lyrics, poetry, plays, novels.**

ii. Published material such as newspaper & magazine pages may be used **ONLY** as a textural ground or as collage material. Regarding ground/collage material containing non-original images; such imagery may **NOT** be used in its entirety. **ALL** non-original images contained within ground/collage material **MUST** be repurposed and/or manipulated well beyond their original form/composition. **Examples of non-original/copyrighted images include: comics, licensed characters, artist-rendered illustrations, anatomical illustrations.**

iii. Artwork cannot contain an image of, or make use of, a licensed character or characters (2-D or 3-D).

iv. Students must create the artwork from observation, their imagination, their experiences, or a photograph taken by the student who produced the artwork.

v. Family photos of close family members and/or events may be used as a source if not taken by a professional photographer or artist. The artwork cannot be a compositional replication of the family photo. The source photo must be used as a part of new visual or conceptual material. Removing the source photo's background and/or changing its color(s) does not add the required type of personal creativity to the composition.

vi. Images generated by AI (artificial intelligence) apps cannot be used at any stage in the development of a work of art intended to be entered in any JR VASE program level. AI tools scan other artists' works for their style and subject matter; use of such images constitute plagiarism

Texas Art Education Association ©2026

and do not abide by the JR VASE artwork originality rule. AI-generated images CANNOT BE COPIED, in part or as a whole.

vii. Composition and/or concept of the artwork must be original to the student artist and may not replicate the artwork of another individual.

viii. Automated electronic enhancements are not considered original when the program is making the sole artistic choice for the artist.

ix. The artwork should not be a compositional replication of an automated electronic enhancement.

x. If a teacher has any doubt about the originality of an artwork, the work should not be submitted (refer to Checklist: Qualifications Criteria, p. 12).

xi. Photographic references must be taken by, or directed by, the student artist. A student-directed photograph that is taken by another person (teacher, family, friend) MUST include the student artist in the photos.

xii. No mechanically-copied/printed artworks may be submitted as a substitute for the actual artwork.

(b) **All** artworks must have the *Reference PDF* uploaded as part of the online student entry. Each page of the *Reference PDF* can contain up to SIX images. Students may also type info that exceeds the 100 words allowed on the *Online Student Intent and Artwork Identification Form* (from this point on may be referred to as the *Online Intent Form*).

i. The *Reference PDF* includes but is not limited to the students' own photographs, student sketches, student-directed self-portrait photographs, and production/reflection notes. If a photograph was used as a **source** for any part of the student artwork, the photo **must be** part of the *Reference PDF*. IF a student is submitting a photograph AS THEIR ENTRY, the production/reflection notes should be included in the *Reference PDF* (see 1.b.iv). **Student sketches and/or production/reflection notes may not be used as a substitute for a photographic reference image.**

ii. The appropriate box(es) on the *Online Intent Form* must be checked citing the source or sources for the artwork. **A reference corresponding to each box checked must be included in the *Reference PDF.***

iii. A detailed description of the source of the image (for example, who took the photo and where it was taken) must be written in the appropriate section on *the Online Intent Form*.

iv. Photographic entries must have basic identifying information included in the *Reference PDF* (contact sheet, production notes, etc.). Further elaboration is written elsewhere on the *Online Intent Form*.

(c) No one other than the artist of record may work directly on or manipulate any artwork entered in VASE; this includes parents, teacher/sponsors, mentors, and other collaborators.

(2) ***Art Production:***

(a) Artwork previously entered in a Jr. VASE event cannot be re-entered in another Jr. VASE event.

(b) All artworks submitted must be completed between the previous year's Regional Event and the current year's Regional Event.

(c) The number of credits for a student entered must be according to the current number of credits at the time of the regional event. Each semester counts as .5 (half) credit. Students not currently enrolled in an art class can enter Jr. VASE if a sponsoring teacher on their campus supervises the entry. If the student participates in Jr. VASE more than one year, they must move up a division each year.

(d) It is the responsibility of the student artist to secure direct permission from any model who poses or whose image is utilized within their artwork.

(e) A TAEA member/teacher may enter student artwork produced under their direct supervision. Jr. VASE student artwork entries cannot be worked on or produced under a private teacher's supervision.

Texas Art Education Association ©2026

(3) ***Inappropriate/Offensive Works of Art:*** TAEA/VASE adheres to displays of artwork that are family friendly.

(a) The following subject matter is inappropriate for Jr. VASE and is prohibited.

i. Artworks that include profane references to a deity, obscene language, use of any drugs or drug paraphernalia, images of suicide/self-harm or criminal violence.

ii. Artworks that include any image or language that is recognized as discriminatory toward any race, ethnicity, culture, disability, or gender/identity.

iii. Artworks that include completely exposed female breasts (with or without nipples), imagery of any gender genitalia including bare buttocks, and/or suggestive or explicit sexuality.

(b) Teachers must receive the campus principal's signature on the *Regional Entry Certification Form* verifying the artwork has been reviewed by the principal and the content has been approved.

(c) The regional event venue may choose not to display artwork that does not align with their community standards. Such decisions will not affect the artwork's eligibility for adjudication or advancement within the Jr. VASE process.

(4) ***Specifications of Two-dimensional Artwork (including Digital):***

(a) Two-dimensional artwork must be no larger than 24" X 36", including mat or mount.
(b) Artwork cannot exceed a weight of 50 pounds.
(c) Textiles, canvas paintings, and shaped canvases do not require mats or mounts.
(d) All other 2D artworks must be matted or mounted with sturdy white or black mat board or poster board with full supportive attached backing.
(e) No liners or additional inner mats allowed.
(f) No glass or acetate coverings will be accepted in the preparation of artworks.
(g) A frame or box may **only** be used if it is incorporated as part of the artwork imagery.
(h) All artworks must be dry or fixed.
(i) Delicate, fragile or relief 2D pieces must be in a box. A duplicate printed *Student Intent Form* and a photo no smaller than 5x7" of the artwork must be securely attached to the outside of the box.
(j) **Artworks may not have anything attached or protruding that would be dangerous to handle.**
(k) **All parts of the artwork must be safely secured and safe to handle.**
(l) All 2D artworks entered must have a protective fold-over/flap cover to protect the artwork.
(m) Audio tracks in Animation/motion graphics/interactive media entries that is not original to the student must not exceed 10% of original work or 30 seconds.
(n) Animation/motion graphics entries must not be longer than 5 minutes.
(o) Animation/motion graphics projects must not include live actors.
(p) Animation/motion graphics and interactive media entries must be accompanied by 1-4 still images no larger than 8.5"x11".
(q) One image must be matted/mounted for display and identification following 2-D guidelines.
(r) Students must provide their own platform for presenting their interactive media entry. In case entries are being considered during area or state judging, students must provide a word-processed document with operating instructions for playing the entry.
(s) DVD or external portable storage device for animation/motion graphics must be put in a bubble padded, 9 x 12 envelope with a copy of the printed *Student Intent Form* (top ID portion only) and a still image printed and attached to the front of the envelope. In addition, the media file must be uploaded onto an online platform (ex: YouTube channel), and that URL copied & pasted into the *Online Intent Form.*

(5) ***Specifications of Three-dimensional Artwork (including Digital):***

(a) Three-dimensional artwork must be no larger than 24" X 24" X 36" in total dimensions including base.
(b) Artwork cannot exceed a weight of 50 pounds including the base.
(c) Must be sturdy and able to stand alone without other means of support.

Texas Art Education Association ©2026

(d) Artworks may not have anything attached or protruding that would be dangerous to handle.
(e) All parts of the artwork must be safely secured and safe to handle.
(f) Greenware, oil-based clay, or unfired clay will not be accepted.
(g) All work including casting, laser cutting, and 3D printing must be done by the student.
(h) If a sculpture has a base, the base must be attached. Installations not attached to a base must meet all size specifications and the student must set up and dismantle the installation.
(i) Entries must be transported to the juror in an enclosed corrugated cardboard, wooden box, or plastic container with secured lid/top, and with adequate packing materials. All boxes must be suitable for shipping. Each artwork must be in its own individual box (do not put more than one artwork in a box).
(j) A printed *Student Intent Form* along with all references must be attached to the artwork.
(k) A duplicate printed *Student Intent Form,* a photo no smaller than 5x7" of the artwork, must be securely attached on the outside of the box.
(l) Three-dimensional artworks arriving without the proper packing will be disqualified.
(m) Audio tracks in Animation/motion graphics entries that is not original to the student must not exceed 10% of original work or 30 seconds maximum.
(n) Animation/motion graphics entries must not be longer than 5 minutes.
(o) Animation/motion graphics projects must not include live actors.
(p) Animation/motion graphics and interactive media entries must be accompanied by 1-4 still images no larger than 8.5"x11".
(q) One image must be matted/mounted for display and identification following 2-D guidelines.
(r) Students must provide their own platform for presenting their interactive media entry. In case entries are being considered during area or state judging, students must provide a word-processed document with operating instructions for playing the entry.
(s) DVD or external portable storage device for animation/motion graphics must be put in a bubble padded, 9 x 12 envelope with a copy of the printed *Student Intent Form* (top ID portion only) and a still image printed and attached to the front of the envelope. In addition, the media file must be uploaded onto an online platform (ex: YouTube channel), and that URL copied & pasted into the *Online Intent Form.*

(6) ***Specifications of Functioning Artworks***:
Any artist who wishes the functionality of their Jr. VASE entry to be considered in the adjudication process should consider the options outlined below.
(a) Instructions must be provided with the artwork describing the assembly and activation of the functionality, as well as where and how the components are packaged.
(b) For the work to function during adjudication and display, all necessary items must be provided; for example, electrical extension cord/power strip, water, etc.
(c) A URL or QR code may be provided with the entry documentation linking to examples showing the artwork functioning. In addition, a video file can be uploaded onto an online platform (ex: YouTube channel), and that URL copied & pasted into the *Online Intent Form* to be viewed for adjudication only.
(d) If circumstances prevent activating functionality for judging and/or displaying the artwork, the URL, QR code, or written instructions will be used.

(7) ***Accurate Entry Regulations:*** Any artwork not submitted accurately with correct paperwork having all required signatures will be disqualified. This includes an inaccurate student division or any hand alterations to any form after the edit deadline.

(8) ***Durability Policy*****:** All submitted artworks, both 2-D and 3-D, must be durable enough to withstand handling and transportation. The structural integrity and durability is the sole responsibility of the student under the

Texas Art Education Association ©2026

direction of their sponsor teacher. To protect student artworks, all 2-D artworks entered must have a protective fold-over/flap cover to protect the artwork and a backing that will make the artwork sturdy. Greenware, oil-based clay, or unfired clay will not be accepted.

(B) **DISQUALIFICATION POLICY:** Artworks **not** meeting the Jr. VASE entry and eligibility regulations will be disqualified. However, disqualified artwork will be allowed to complete the jury process with a "No Rating" status. A juror will interview the student and place comments on the Regional Juror Rating Form for student growth, but no numeric rating will be given. The artwork will not be considered for advancement to the State VASE Event. The *Regional Juror Rating Form* will be marked with a DQ in the Rating Box. Only a Jury Lead or Qualifications Lead in caucus with the Regional Director may officially disqualify artwork.

(C) **DAMAGE OR LOSS POLICY:** While every effort will be made to prevent damage to any work of art, neither TAEA nor the host School/District will be held responsible for the theft, loss or damage of works entered in VASE.

Section I.3: ARTWORK CATEGORIES DEFINED

(A) **CATEGORY 2-D: Two-Dimensional Design**
Artwork that primarily has two dimensions (width and height).

(B) **CATEGORY 3-D: Three-Dimensional Design**
Artwork that has three dimensions (height, width, and depth). The understanding is that the structure of the 3-D artwork is constructed by the student.

(C) **STUDENTS MAY CHOOSE to enter an artwork in the 2-D or 3-D category,** but students should consider that entering it in a non-traditional format could make it difficult to meet the criteria according to the standards.

(D) **A STUDENT USING A READY-MADE OBJECT as the surface for a traditional 2-D medium may choose to enter it as a 3-D artwork or as a 2-D artwork.** However, the student should consider that entering it as a 3-D artwork will make it difficult to meet the criteria because jurors consider 3-D artwork as that which is constructed by the student. An example of this type of artwork is a painting done on an actual guitar.

Section II: POLICY, PROCEDURES AND CODE OF ETHICS

(A) **ENTRY CERTIFICATION*:*** All official Regional entries in Jr. VASE must be entered on-line in the official TAEA/VASE website. All official forms will be generated from the data submitted. Any changes altering any part of official entry forms will result in disqualification. All entries must be listed on the *Regional Entry Certification Form* **signed by the school principal.** Artwork that is confirmed on the *Regional Entry Certification Form* must be the same artwork that is juried at the event. No artwork will be juried without a properly completed *Regional Entry Certification Form*. This form not only certifies that the students are academically eligible, but also that the artworks have been carefully examined by the school administration and found to be acceptable for students, the school, and the community. Deadlines are firm and must be met without exception. It is the responsibility of the teacher to ensure that the artwork that is adjudicated at the event is the same as the artwork registered on-line in the TAEA/VASE website. Artwork MUST match the uploaded completed Artwork Photo. The *Regional Entry Certification/Teacher Check In-Out Form* is turned in at Teacher Check-In on the day of the Regional Event.

(B) **ENTRY FEES:** An entry fee per student, per entry is required to cover Jr. VASE expenses (medals, jurors, printing, etc.). The State Directors of VASE and *Blue Ribbon Committee* annually review expenditures and adjusts the entry fee for the regional event if necessary, and if approved by the *Blue Ribbon Committee*. **All entry fees are**

non-refundable. All entry fees and Regional invoices must be received by the TAEA Office before an artwork can be juried. **Once a Reservation for a student participant has been confirmed and remains on the Jr. VASE website after the Add/Delete Deadline, the teacher/sponsor is required to pay for that entry even if the confirmed entry *Did Not Attend* (DNA) the event.** TAEA/VASE State Directors suggest that the teacher/sponsor find a replacement student/artwork for any student/artwork that can no longer participate after the Add/Delete Deadline. This change MUST take place before the Final Deadline, which is 10 days before the Regional Event.

(1) **Regional Event** entry fees will be **$15.00** per entry. Make checks payable to TAEA. Payment must be mailed to the TAEA office (or card payment processed) a minimum of ten days prior to the Regional Event, accompanied by a Regional Invoice. No cash payments are accepted.
(2) TAEA headquarters will coordinate funds for the Regional events.
(3) Student Entry Fees cannot be used to fund or support optional student activities, concessions, or promotional items (T-shirts, buttons, ribbons, pencils, notepads, etc.).

(C) ***Entry Categories: (As defined in Section I.3)***
(1) Category 2-D -Two-Dimensional Design
(2) Category 3-D -Three-Dimensional Design

(D) ***Entry Procedures:***
(1) It is understandable that problems may arise during the process of preparing student artworks; however, prior to teacher check in and/or entering the qualifications area, the following must be completed.
(a) All entries must be qualification-ready by the time they go through *Online Qualifications* (completed and certified entry uploads, compliant artwork specifications, and durability).
(b) Artwork must be inspected during Online Qualifications and certified by a Qualifications Worker according to the VASE Rules, Guidelines, and Policies before it can be juried.
(c) Teachers/Sponsors must register upon arrival at the event; student artwork must be completely prepared, teacher-certified, and Qualified online.
(d) *Regional Certification/Teacher Check In-Out Forms* must be filled out and signed by the principal.
(e) *VASE Program Artwork Agreements* must be sorted alphabetically by student. Students entering two artworks only need one signed *Artwork Agreement*.
(f) Each sponsor teacher must sign out and pick up their medals at the completion of the Area event. *Juror Rating Forms* can be printed by sponsor teachers once they are released by the Regional Director.

(2) ***Online Student Intent and Artwork Identification Form:***
(a) An *Online Intent Form* is required for each entry.
(b) The *Online Intent Form* must be certified by the teacher of record prior to the event stating that**, "I certify that this artwork was produced under my direct supervision and that I have examined it and its sources and found it to be acceptable for students, our school, and our community. I have read and agree to uphold all rules, regulations, policies, and the Code of Ethics of the TAEA Visual Arts Scholastic Event."**
(c) Students must complete an *Online Intent Form* for each artwork entered before the posted **Student Data Deadline**, answering the questions asked in complete sentences and in their own words (100-word max). Jurors will use this written information to develop questions and evaluations during the interview. Students must use only the space provided online; information over 100 words can be added to the *Reference PDF*. Each response MUST contain at least 10 words (exception: "Did you use Electronic Media?" question has no minimum). **Students must NOT repeat phrases or sentences to reach this minimum.**
(d) Each 2-D artwork entered must have an official *Student Intent Form* (printed by teacher) securely attached to the center back of the artwork.

Texas Art Education Association ©2026

(e) Each 3-D artwork must have an official *Student Intent Form* (printed by teacher) and the Reference PDF glued or stapled to a stiff board and tied to the artwork with string or wire.

(f) A copy of the *printed Student Intent Form (top portion only)* along with a photo no smaller than 5 X 7" of all boxed 2-D & 3-D artworks must be attached to the outside of the packing box.

(3) ***Titles:*** The *Online Intent Form* calls for a unique, creative title. For identification purposes, each entry is required to have this. Students may not use generic descriptors such as *Painting, Drawing #1, Untitled*, *Self-portrait*, *Still Life*. Each piece of artwork registered by the same teacher must have a one-of-a-kind title.

(4) ***Student Agreement and Artwork Release Form:*** Each teacher must complete a signed *Student Agreement and Artwork Release Form* for each entry. A student who is not 18 by the time of the event must have a parent signature. Release forms will be alphabetized by student last name and turned in at the in-person VASE event.

(E) ***Disqualification Due Process: Procedure, Disciplinary Action, and Addressing and Resolving Challenges:***

(1) ***Procedure:*** Failure by any VASE participant to uphold these rules, guidelines, or policies will result in disqualification of the artwork. The teacher/sponsor is notified of the disqualification, and the teacher must then communicate the rationale for the disqualification to the student and parents (if applicable) since Jr. VASE rules compliance is the responsibility of the teacher/sponsor. Teacher/sponsors may not challenge a disqualification after jurors are dismissed; final judgment must be accepted professionally and with integrity. DQ-rated artworks will be allowed to complete the jury process with a "No Rating" status. Jurors will interview the student and place comments on the Regional Juror Rating Form for student growth, but no numeric rating will be given. The artwork will not be considered for a Platinum Level Award.

(2) ***Disciplinary Action for Continued Disqualifications:*** Continued failure by the teacher/sponsor to uphold these policies will result in an infraction email or letter from the State Director of Jr. VASE to be sent to the teacher/sponsor, campus principal, superintendent, and district supervisor (if applicable). The teacher/sponsor has the right to contest disciplinary action by bringing the issue before the *VASE Blue Ribbon Committee*.

(3) ***Sanctions for Continued Disqualifications:*** If, after a "Continued Disqualification" infraction notification is sent to supervisors, the teacher/sponsor continues to have disqualifications in subsequent years, disciplinary probation/sanctions will be imposed on the teacher/sponsor. The teacher/sponsor has the right to contest disciplinary action by bringing the issue before the *VASE Blue Ribbon Committee*.

(4) ***Cause for Immediate Sanctions:*** If at any time a teacher/sponsor or parent complaint escalates in a threatening or unprofessional manner towards a worker at a Jr. VASE event, the regional director, or any State VASE official after the complaint has already been judged and the result communicated with the teacher/sponsor or parent, that teacher representing herself/himself or the parent will be subject to sanctions prohibiting involvement in future events for a number of years determined by the TAEA Executive Board. Professional and respectful challenges of qualifications or adjudications are allowed.

(5) ***VASE Blue Ribbon Committee Review:*** Any entity involved in Jr. VASE and/or a TAEA member may at any time submit a suggestion to the State Directors of VASE/Executive Board for additions or revisions to the TAEA/VASE Policies & Procedures and/or the VASE Rules & Policies (Guidelines). Suggestions will be considered by the *VASE Blue Ribbon Committee* for rejection or implementation.

(F) ***VASE Code of Ethics:*** The policies & code of ethics outlined in this section will be observed by all Jr. VASE participants.

(1) ***School Officials***

(a) provide support,

(b) create a climate of professional concern,

Texas Art Education Association ©2026

(c) strive to assure that teachers and directors are aware of and observe the letter and intent of all TAEA/Jr. VASE rules and regulations, and
(d) provide professional district employees as aides and/or interpreters when necessary.

(2) ***Event Officials*** help facilitate the event with a spirit of courtesy and cooperation among participants.

(3) ***Jurors (adjudicators):*** A Jr. VASE Juror (adjudicator) is a visual arts advocate who has a history of working within visual arts as a working artist, art educator, museum/gallery professional or art related vendor that possesses training, experience and/or a degree that enables them to apply ethically and impartially Jr. VASE standards to the adjudication process.

(a) To serve as a Juror for Jr. VASE, certification training must be completed successfully and maintained according to the program's guidelines.
(b) Jury Leads at all levels MUST be certified jurors.
(c) Jury Leads must be TAEA members and certified art educators. They may only serve as a Lead at one event in a region.
(d) **Juror Ethics:** Jurors (adjudicators) will observe the policy and ethic codes of TAEA and VASE and uphold the **VASE Juror Code of Ethics & Professional Standards**. Jurors should maintain confidentiality both during the adjudication process and after the Jr. VASE Event concludes.
(e) **SEL Note:** During the interview process, jurors may not comment (written or verbal), address or insinuate judgment about a student's wellness or mental health to the student. If a juror has safety concerns regarding a student's wellness or mental health, they must not address the concern to the student; they will communicate directly with the Jury Lead/Regional Director who will then communicate with that student's Jr. VASE sponsor.
(f) **Violation of Jr. VASE Rules & Policies** and/or event procedures can result in warning, sanction, and immediate dismissal from an Event, and/or removal from the VASE Juror Pool.
(g) **Removal of Juror:**
(i) Violation of TAEA/Jr. VASE Policy/Ethics or **VASE Juror Code of Ethics & Professional Standards**
(ii) Unprofessional behavior towards a Jr. VASE participant or sponsor in terms of commentary on wellness, appearance, and mental health. During the adjudication process, the juror may not sexually or emotionally harass an interviewee and shall always maintain professional and ethical behavior.
(iii) Chronic Event Attendance Issues
(iv) Refusal to respond to directions from the Jury Lead/Regional Director including but not limited to pacing, commentary, scoring and other assigned responsibilities.

The complete **VASE Juror Code of Ethics & Professional Standards** is available on the VASE Juror home page.

(4) ***Visual Arts Teachers/Sponsors***

(a) know and uphold all rules as stated in the TAEA/Jr. VASE Policy and Ethics and General Regulations,
(b) foster a spirit of artistic involvement and aesthetic achievement for all participants in the event,
(c) instill by word and example the respect for, and compliance with, all event regulations and the graceful acceptance of qualification and adjudication,
(d) abstain from any practice that makes a student feel pressured to participate in non-school activities,
(e) abstain from any practice which allows **plagiarism** to violate the ethical standards of quality art education and the Jr. VASE program, and
(f) appropriately supervise all participating students.
(g) All teachers/sponsors must be present during check-in and checkout, collect all artwork when the event concludes, and complete necessary paperwork for participation in the regional event.
(h) If the teacher of record is unable to be present at check out, a campus designee must be appointed by the campus administrator prior to the event in order to bring students and collect artwork at the conclusion of the event. This information is recorded on the *Regional Artwork Certification Form*, which requires principal signature.

Texas Art Education Association ©2026

(i) Failure to uphold the Policy and Code of Ethics can result in student disqualification and/or teacher probation recommendation being forwarded to the State Director of Jr. VASE and TAEA Executive Board.

(5) ***Students***
(a) know and respect the rules and regulations, and
(b) maintain a sense of educational purpose while participating in Jr. VASE.
(c) Failure to uphold Jr. VASE Policy and Code of Ethics can result in a disqualification.

Section III.1: CRITERIA FOR ADJUDICATION

(A) **Jr. VASE STANDARDS/CRITERIA:**
(1) The **Texas Essential Knowledge and Skills** (*State Board of Education, Chapter 117*) will form the nucleus of the evaluation standards for the juried competition.

(2) Jr. VASE artwork will be evaluated on the following criteria **(TAEA/ Jr. VASE Artwork Standards** set by the *VASE Blue Ribbon Committee)*:
(a) ***Student Research and Application to Work:*** The purpose or message of the artwork or any artist's works or styles that influenced it.
(b) ***Sources for Artwork:*** Detailed explanation for artwork sources. As examples, originality of photos and where they were taken and the idea behind work from the imagination.
(c) ***Execution and Technique:*** The steps for using the technique, the medium/media, technology applications, and the elements of art and principles of design.
(d) ***Aesthetics and Critical Judgment:*** The aesthetic and critical decisions made while creating the artwork and why they were made.
(e) ***Personal Expression:*** How the artwork represents the student's individual point of view, imagination, creativity, and individuality.

(A) **JUNIOR VASE DIVISIONS:** When determining in which division to place a student's artwork, teachers will count number of art credits earned by February 1 of the current year's event. Each semester completed counts as .5 (half) credit.

(1) The Jr. Visual Art Scholastic Event will have three divisions:
(a) **Division 3 - (Difficult)** 2.5-3 Credits earned in Art.
(b) **Division 2 - (Intermediate)** 1.5-2 Credits earned in Art.
(c) **Division 1 - (Beginning)** Enrolled in or completed level 1

(2) Any returning Jr. VASE participant must advance at least one division per year of subsequent Jr. VASE participation.

(3) Teachers may advance a student to a higher division at their discretion, but they **may not place** them in a lower division.

Section III.2: REGIONAL ADJUDICATION PROCEDURE

(A) ***Jurors*****:** Each event will have a team of qualified jurors composed of certified public school art educators, supervisors and/or, **if available**, college faculty, university faculty, or art professionals. It is recommended that jurors be selected from outside the district or region that is being juried, **if possible**.

Texas Art Education Association ©2026

(B) ***Adjudication Procedures for In-Person Participants:*** In-Person Participants must be present for an eight-minute individualized interview with a juror on the day of their assigned Regional Event; the juror will score all the elements on the Juror Rating Form.

(1) The ***Student Interview*** will receive a score for each of the five sections based on a point system of 4 (highest) to 1 (lowest).

(2) The ***Artwork Evaluation*** will receive a score for each of the five sections based on a point system of 8 (highest) to 2 (lowest) for that student's division.

(C) ***Adjudication Procedures for In-Absentia Participants:*** In-Absentia Participants are those individuals who have an unplanned, conflicting event which now prevents his/her attendance as In-Person at the Regional Event.

******Teachers will apply for In-Absentia Entry Status before the Final Deadline date, which can be found at the top of the Jr. VASE Teacher Dashboard.

*If the request is approved, teachers/students will prepare the artwork for the event as if they were an In-Person participant and will still be required to meet all Regional Deadlines.

*Teachers/Sponsors will bring the prepared In-Absentia artworks with In-Person students and artworks to the Regional Event.

*All In-Absentia entries will be dropped off at the designated location set by the Regional Director.

(1) The ***Student Interview*** will receive a score for each of the five sections based on a point system of 4 (highest) to 1 (lowest).

(2) The ***Artwork Evaluation*** will receive a score for each of the five sections based on a point system of 8 (highest) to 2 (lowest) for that student's division.

(D) **Scoring Criteria, Student Expectations, and Rating Descriptors:**

(1) The juror will assign **Student Interview** scores based on the following criteria:

- ***Student research and application to work:*** Explain purpose (assignment or individual) in developing artwork and describe how they achieved their desired goal.
- ***Artwork Sources:*** Explain in detail the sources used in the development of your artwork.
- ***Execution and technique:*** Identify the technical skills related to the media/medium employed in this artwork.
- ***Use of elements and principles of art:*** Explain the process used to select and organize the visual aspects of this work.
- ***Aesthetics and critical judgment:*** Describe the aesthetic and critical decisions involved in developing this work from original concept to finished product.
- ***Personal Expression:*** Describe ways in which the artwork represents individual point of view, imagination, creativity, and individuality.

(2) The juror will assign **Artwork Evaluation** scores based on artwork evaluation criteria outlined in Section III.1, Criteria for Adjudication. A.2 (above) while considering Juror Rating Form descriptors, which are based on the referenced criteria.

- ***Student Research and Application to Work:*** The purpose or message of the artwork or any artist's works or styles that influenced it.
- ***Sources for Artwork:*** Detailed explanation for artwork sources. As examples, originality of photos and where they were taken, the idea behind work from the imagination.
- ***Execution and Technique:*** The steps for using the technique, the medium/media, technology applications, and the elements of art and principles of design.
- ***Aesthetics and Critical Judgment:*** The aesthetic and critical decisions made while creating the artwork and why they were made.
- ***Personal Expression:*** How the artwork represents the student's individual point of view, imagination, creativity, and individuality.

(3) **Student Expectations according to Division Level**. Jurors **MUST** keep student level expectations in mind as they consider whether the student meets the scoring criteria or not.

Texas Art Education Association ©2026

- ***Division III:*** Students demonstrate an understanding of and ability to apply the elements and principles of design in their own creative style, display a disciplined attitude toward a variety of visual phenomena, and display advanced technical skill in the production of quality works of art.
- ***Division II:*** Students demonstrate an understanding of, and ability to apply the elements and principles of design in their own individual creative style, and display technical skill in the production of quality works of art.
- ***Division I:*** Students demonstrate an understanding of, and ability to apply the elements and principles of design in their own individual, creative style.

(4) **Rating Descriptors:** Jurors will evaluate artwork in each classification by employing the following rating system to designate the degree of proficiency in which the student developed the VASE standards leading to the level of artistic quality within their work:

RATING IV: Excellent *(in meeting the criteria)*
RATING III: Strong *(in meeting the criteria)*
RATING II: Developing *(in meeting the criteria)*
RATING I: Emerging *(in meeting the criteria)*

Scoring Continuum

IV	III	II	I
Excellent			**Emerging**

(E) The juror will provide written comments and suggestions that give the student artist positive, immediate feedback and encourage artistic growth. **The juror's decision is final**. The Jury Lead for each Regional Event will certify all Regional and Area results.

(F) The Regional Director or appointee will be responsible for *verifying* the *Juror Rating Forms* and medals and/or certificates by division for all event participants.

(G) **Scheduling Formula** – Up to thirty (30) entries on a ten-minute schedule per juror.

(H) Jurors will evaluate artwork by employing the following rating system to designate the assessment score assigned to an artwork:

Points on *Juror Rating Form* for Regional/Zone Event
Rating IV Excellent = 60 – 51
Rating III Strong = 50 - 37
Rating II Developing = 36 - 25
Rating I Emerging = 24 - 15

(I) To maintain the integrity of the jury process, only jurors and designated event officials are permitted in any area where the jury process is in progress.

(J) **No awards or results should be given until after area judging is complete, and student artwork advancing to state is removed from the area judging site. All sponsors must check out through the regional director.**

(K) **AWARDS**: **Regional Medals** are awarded at the Regional Event to those students receiving a Rating IV-Excellent in any Division (1, 2, or 3). All other students will receive a Regional Participation Certificate from the Teacher/Sponsor.

Texas Art Education Association ©2026

Section III.3: AREA EVENT (PLATINUM Selection)

All Entries: The Regional Event may also serve as the Platinum (Area) Event, where Platinum (All-Area) artworks are selected. All regional entries receiving a Rating IV-Superior qualify for the Area jury process. When all regional artworks have been juried, and all scores have been entered online, the Area jury process may begin.

(1) Regional artworks that have received a Rating IV-Superior will be juried again, by a select group of designated jurors, to determine the Platinum Level Artworks. No artwork with a rating less than a Rating IV qualifies for the Area event.

(2) Artwork must be juried in the same Division that qualified it for Platinum adjudication. No artwork may be moved up or down a division once a Regional rating has been given.

(3) Jurors are allowed one vote for each artwork in their Area Division. The artworks receiving most votes will earn a Platinum Medal (10% of those receiving a Regional 4 rating in each Division).

Texas Art Education Association ©2026

Examples of VASE Calendars & Checklists

Teacher Checklist for Junior VASE

Jr. VASE Timeline for Teachers

August – February: encourage students to consider Jr. VASE while working on projects – go over basic guidelines (especially originality guidelines) including new ones.

December 1: Register for Jr. VASE on homepage **www.taea.org/vase.** Find date and place for your event on the VASE website under Regional Directors and Dates on the homepage.

Mid-January:

- Give students information on the regional event.
- Start registering student artworks in Jr. VASE – continue all through December and into February and March.

March-May

- Finalize student entries.
- Make sure Divisions are accurate.

Spring: Add/Delete Deadline – the number of entries at this date must be accurate; this is the number of entries you will be responsible to pay for (you can edit the entries later, but the number of entries may not be changed) This is always **30 days before the event**.

Day of Add/Delete Deadline, Number of entries must be final by midnight.

Day After Add/Delete Deadline: Invoice is ready to print. Print it; take an invoice to the campus bookkeeper and request payment (students may pay, your principal may pay, or your campus budget/activity fund will pay). Your district arts administrator may pay for these fees; if this is the case, the admin may send payment. Payments are due by the second deadline date to the TAEA Dallas office.

Day After Add/Delete Deadline: Editing of entries can begin. Make sure all artwork meets VASE guidelines; start preparing it for the event. Make sure all entry info is entered correctly, especially student division. Email address should be entered carefully for accuracy**. If the student email is changed after the student begins entering data and uploading parts of the entry, all information typed in/uploaded will be reset, because the system assumes the edited email belongs to another student.**

Spring: give students the ***Practice Fillable Intent Form*** (download this PDF, share with them; they can edit and save until finished). You may guide students through the writing portion, but do NOT write it yourself. When they are finished, they can copy/paste the saved information into the ***Online Intent Form***.

Spring: check student eligibility and encourage students to keep grades up – all grades must be passing for students to participate. If a student becomes ineligible after the Add/Delete deadline, substitute another student/artwork in that entry.

Texas Art Education Association ©2026

3 Weeks Prior to Event: check all entries for complete accuracy as the Student Data Deadline and Final Deadline approach. Entries may not be edited after the Final Deadline. You may substitute one student for another student, change anything within the entries, but you cannot change the number of entries.

2-3 Weeks Prior to Event: **collect names and submit requests for In-Absentia Status to your Regional Director. Follow guidelines for what is an accepted reason for the request and make sure that no more than 20% of your entries are on the list.**

2 Weeks Prior to Event: request should come from the Regional Director for a preferred arrival time.

Day of Student Data Deadline (13 days out): students may edit/upload until 11:59pm. They lose Student Dashboard access at midnight.

Teachers have three more days to check their work and edit as needed before certifying entries:

- Artwork source(s) MUST be checked correctly on the *Online Intent Form*.
- All questions should be answered completely, following guidelines.
- Uploaded *Reference PDFs* must have all photos, sketches, and notes entered.
- Good photo of the **FINISHED** artwork must be uploaded.
- ***You will CERTIFY each entry on your Teacher Dashboard once you have verified that all parts of the entry are finished correctly. This triggers your electronic signature.***

Day of FINAL Deadline (10 days out): teachers may edit/upload until 11:59pm. All entries **MUST** have accurate Division (art level determines this), dimension (2D/3D), unique, creative titles, correct spelling of student name. All parts of each entry MUST be uploaded, and **ALL COMPLETED ENTRIES MUST BE CERTIFIED.**

Day of FINAL Deadline: ***This is the deadline for submitting requests for In-Absentia Entries.***

Day after FINAL Deadline: Print and sign needed paper forms:

- **Regional Entry Certification/Teacher Check-In & Out Form**: must be printed & signed by you and your principal…principal is certifying that all the artwork meets community standards, and all students are eligible. You are also declaring if you will be present at the beginning and end of the event, and if not, who will be substituting for you, and responsible for your students/artwork. This form is turned in at Registration.
- **Student Intent Form:** This form is filled out ONLINE, then printed from the print menu and attached to the back of the artwork, tied to 3D, and a copy attached to boxes.
- **Collect VASE Program Artwork Release Forms:** These have been signed by student and parent. *You MUST collect these forms, alphabetize them, and turn them in at Teacher Registration.*

Student Name Tags: (can print these for a badge holder with lanyard or pin, on sticker paper to cut and then peel and wear, on card stock to hold on with yarn or safety pins – all kinds of ways). MUST be worn at an event.

Day after Final Deadline (if not sooner): double-check that transportation is arranged for students. Find out if any need Priority Passes to arrive early and send the info to the Regional Director (student name, school, number of artworks).

Week before Event:

- Collect *VASE Program Artwork Release Forms*, alphabetized by student last name.
- Give students maps, Jr. VASE Day Agenda, Student general Instructions, finish preparing artwork for Jr. VASE (following guidelines).

Texas Art Education Association ©2026

- Suggestion – you keep finished artwork, then transport the artwork to the event and distribute to students at Registration along with their name tags. When students take their own artwork, they occasional change something making it against rules…like touching up oil paint, leaving the surface wet, adding elements. You will also be responsible for transporting any/all In-Absentia Entries.

2 Days Out (Thursday before event):

- Artwork is ready (matted, covered, boxed, etc.).
- Go over event behavior expectations.
- Go over vendors, activities, and concessions available.

Day of Event:

- Arrive with students according to the arrival time your director sent you (this will be at least 30 minutes prior to first juror time).
- Hand out artwork and student name tags.
- Go through Registration (your students wait on the bus or outside).
- Turn in any In-Absentia artworks you may have
- Take students to the sticker station; stickers arranged by Teacher name.
- Wait in waiting area (usually cafeteria); students go to juror room 5-20 minutes prior to first juror session
- Supervise students all day.
- Check out artwork that received a 1, 2, or 3 in the Control Room around 2:30 PM. Pick up medals according to Regional Director instructions.
- Pick up Platinum and all 4s in the gym after Area Judging.

JR VASE requires high standards of Creativity

Checklist: Qualification Criteria

Violations include but are not limited to the following:

a. Artwork is not matted or mounted. Canvas paintings, textiles and odd shaped paintings do not need to be matted.
b. Artwork does not have a sturdy backing.
c. Artwork has pieces attached or protruding that would be dangerous to handle. Pieces are not safely secured.
d. Mat is not black or white.
e. Artwork weighs more than 50 pounds.
f. Artwork is produced from source not originating with the student or falling within acceptable originality guidelines.
g. Artwork contains image of or makes use of a licensed character or characters.
h. References are not included in *Reference PDF*; PDF not printed/attached to the artwork.
i. A photograph was used as a reference, but a copy of the photograph was not provided in the *Reference PDF*.
j. Artwork *Online Intent Form* does not have its source(s) marked and explained.
k. Artwork was previously entered in Jr. VASE.
l. Artwork was completed before last year's Regional VASE. (Reference last year's Regional Event date).
m. Printed information on any Jr. VASE form was manually altered.
n. Artwork and/or student information entered inaccurately (entry details).
o. Inappropriate/Offensive work of art violation.
p. Student artist is ineligible in accordance with the **UIL No Pass No Play Academic Requirements**.
q. Entry Fees are not paid.

Texas Art Education Association ©2026

r. Teacher/Sponsor is not a member in good standing with TAEA.
s. Student artist is not accompanied by the Teacher/Sponsor of record.
t. *Regional Entry Certification Form* is not signed by a principal.

Two-Dimensional Artwork will be disqualified for any of the following:
i. Artwork and mat exceeds 24” x 36”, including mat.
ii. Artwork weighs more than 50 pounds.
iii. Artwork is framed or covered with glass, acetate or cellophane that cannot be removed.
iv. Drawings are not properly *fixed* and are in danger of damaging other artworks.
v. Mat on artwork includes a liner or additional inner (double) mat.
vi. Artwork is wet. (Paint, ink, or another medium has not completely dried before arriving at the Regional Event.)
vii. Delicate, fragile, or high relief artworks are not in a box with duplicate *Student Intent Form,* and a photo no smaller than 5x7” of the artwork attached to the box.
viii. Protective fold-over/flap cover is not attached to the artwork as a protection for the work.

Three-Dimensional Artwork will be disqualified for any of the following:
i. Artwork dimensions exceed 24” x 24” x 36”.
ii. Artwork is not transported in an acceptable corrugated cardboard or wooden box, or plastic tub suitable for shipping. Box does not contain proper packing to ensure artwork can withstand handling/transportation.
iii. Artwork does not have duplicate *Student Intent Form* (top ID portion only required), and a photo no smaller than 5x7” of the artwork attached to the box.
iv. Artwork is not sturdy and cannot stand alone without other means of support.
v. If the sculpture has a base, the base is not attached.
vi. Artwork is wet or not fired. Greenware, oil-based clay, or unfired clay will not be accepted.
vii. Artwork is otherwise delicate, fragile, or potentially harmful to handle.

Animation/motion graphics, interactive media entries will be disqualified for any of the following:
i. Music not composed by student for Animation/motion graphics entry exceeds 10% or 30 seconds of each composition used.
ii. Animation/motion graphics entry is longer than 5 minutes.
iii. Entry not presented in a padded 9"x12" envelope with a copy of the *Student Intent and Artwork ID Form (top portion only)* and one still image printed and attached on the outside of the of the envelope.

- Copy of entry file not included on an external storage device (DVD, memory stick, etc.).
- Entry is not accompanied by 1-4 still images no larger than 8.5"x11”.
- Matted/mounted still image no larger than 11”x14” is not included.

iv. Animation/motion graphics project includes live actors.
v. Word-processed document with operating instructions is not included with each interactive media entry.

Example of JR VASE Procedures for Regional Directors

Timeline for Junior VASE Regional Directors

May: procure site for next year's event (talk to potential Site Director, then visit principal). Book the entire campus including gyms, library, auditorium, etc., and email the State Director of Junior VASE with the site and date of the event.

August 1:

- Email State Director of Jr. VASE to confirm that you will stay as Regional Director for that year. Make sure you have someone shadowing your role in case you cannot continue the following year.
- Recruit your Jury Lead, Site Director, and Qualifications Lead. Jury Lead must be a TAEA member AND a certified VASE Juror. Qualifications Lead must be a TAEA member.

Mid-August: If you have a Regional VASE website or shared Google/Dropbox folder, update for that year.

When School Starts: update email groups (regional teachers & adult workers)

After Labor Day: update juror email groups (Jury Lead)

September 15: send teachers the changes in Jr. VASE Rules & Policies along with the link where the new rules are posted on the Jr. VASE website. Email one change at a time for a better chance that they will be read thoroughly and implemented.

Mid-October to January: Solicit event jurors; create Juror spreadsheet based on responses (Jury Lead).

November to January: Solicit adult event workers.

November to January:

- Acknowledge jurors as they commit and you confirm them, send link to Juror Application on the VASE site for potential new jurors. (Jury Lead)

December 1: VASE Teacher Registration opens; remind teachers.

December 5-March: Remind teachers of the Originality Rules and their importance. Emphasize anything new.

- Email to encourage teachers, workers, and jurors to make a VASE Email Folder.
- Remind teachers of Regional Jr. VASE Event and deadline dates.
- Give teachers info on getting students involved in Jr. VASE and direct them to Fillable Student Intent Practice Form and Practice Form with sentence stems. Both are available in their Jr. VASE Teacher Resources, and they must be registered as a Jr. VASE Teacher after Dec. 1 each year. Jr. VASE Teacher Resources, which contains all their training material, is available outside of the Jr. VASE login so that materials are accessible all school year.

February-March:

Texas Art Education Association ©2026

- Thank and confirm adult event workers; create Worker spreadsheet. Continue recruiting if needed.
- Solicit event jurors again; state how many you have and how many more needed (Jury Lead)
- Remind teachers of...
    - responsibility for training themselves and students to complete successful entries (Teacher Resources),
    - all Deadlines,
    - entering accurate Divisions for Medal ordering,
    - no competing in other events with Jr. VASE work,
    - unique, creative titles.
    - Send adult event workers job descriptions, arrival times, event maps.

February-March/April: (Jury Lead)

- Thank jurors who have committed, make sure they know they are confirmed.
- Solicit for the last few needed.
- Send maps, documents with juror info, or send link to these documents.

February-March/April: (Regional Director/Site Director)

- Solicit for student event workers; artwork runners, folks who can direct traffic (Art Club, NJHS, NJAHS).
- Procure security.
- Procure custodial staff for set up and clean up (campus request).
- Procure WiFi code for event day (technology).
- Reserve flatbed and/or AV carts for event (for Runners).
- Reserve walkie talkies for event if you choose to use them.
- Reserve elevator keys for event if needed on site campus.
- Reserve 4-10 laptops/tablets for event (for Area Judging and juror emergencies).

February-March/April: (Qualifications Lead)

- Contact the Qualifications Team and verify their participation at the event.
- Send Qualifications Team the link to the New Jr. VASE Rules Updates, and DQ notice.
- Arrange mandatory training for Qualifications Team (in-person or virtual). Hold training no later than two weeks before the event, one week before Online Qualifications begins.

3 days Before Add/Delete Deadline: Click to send automated email that reminds teachers of the deadline, to have the correct number of entries added or deleted, and that they commit to sending payment for.

Add/Delete Deadline Day: Remind teachers they have until 11:59pm to put in entries & must pay for this number of entries; give contact number to call if help is needed.

Day After Add/Delete Deadline:

- Click to send the automated email that reminds teachers how many entries they have.
- Edit group email to include just participating teachers and Regional Art Administrators.
- Congratulate them for making it through the Add/Delete deadline and give total entry numbers.
- Remind them to send payment and invoice to the Dallas office.
- Download Teacher Summary from your print menu; edit info as needed (keep name, contact email & phone, school, district, TAEA number, number of entries).

Day 2 After Add/Delete Deadline:

Texas Art Education Association ©2026

- Give editing instructions, Student Data Deadline and Final Deadline dates, remind them of payment.
- Order medals according to division numbers (enter amount into the Jr. VASE Budget Sheet).

- Create and send a preliminary arrival schedule based on proximity to site, and number of entries per school, so buses can be scheduled. Include site school name and address.

February-April: (Jury Lead)

- Confirm all jurors (you should have all with 2-5 subs at this point)
- Jurors not on the Juror Database must fill out a VASE Juror Application to be accepted and added to the database so that they may log in and adjudicate.
- Enter them in the Schedule Manager without the room number. (Jury Lead)

February-April: send link again to New VASE Rules (Understanding Important Changes), send Event Day schedule, Teacher & Student Info forms.

February-April: remind teachers to print and attach Student Intent Forms to the artwork and to boxes. Mat/mount/box artwork before the event; refer again to Fillable Practice Intent Forms. Student Intent Forms can be printed as a group from the Print Menu.

Two Weeks before Student Data Deadline: remind teachers to work with students to make sure all info is correct in their entries, especially divisions (double check students with two entries from different teachers; work together to determine this).

Starting in February/March:

- remind teachers of 2D guidelines.
- remind teachers of 3D guidelines.
- remind teachers of Animation/motion graphics guidelines.

February-April: procure student helpers from your art classes and/or from host school to serve as Runners, Delivery Teams, etc.

February-April: remind the site Principal of the event day and thank them for use of campus.

February-April: Print signage for the event (Site Director does this with your help).

3 Weeks Prior to Event: remind teachers of final Editing deadline (no changes after this deadline; print certification form to check entry information; triple-check all entries). ***Emphasize that the Editing deadline is 15 days before the event.***

2 Weeks Prior to Event: remind teachers who still owe to send payments and invoices to Dallas office.

2 Weeks Prior to Event:

- Input room numbers for the jurors in the VASE website; add to Juror spreadsheet. (Jury Lead)
- Send maps & info again – or direct to the regional website for info.
- Send Google Form with lunch food requests (paid workers, Jurors only)
- Remember to send auto-emails to teachers when they are available.

2 Weeks Prior to Event: Using the VASE Schedule Manager

Texas Art Education Association ©2026

- Email teachers and ask their preferred arrival time; update arrival schedule if needed.
- Put schools in order using school arrival preferences as close as possible (make sure teachers on the same campus have the same campus name).

- Run the Scheduler (first run; NOT final).
- Send teachers updated arrival times; tell them it is preliminary, but to stick to designated arrival time.
- Add arrival times to the User Spreadsheet.

2 Weeks Prior to Event: send maps and other event info again.

2 Weeks Prior to Event: Order food for event using juror lunch information received by Jury Lead; Juror & adult worker breakfasts, juror lunch, juror snacks, adult worker lunch, student helpers' lunch (Site Director). Remember to go by the amount allowed per person when deciding what to order (must fit in budget).

2 Weeks Prior to Event: (Qualifications Lead)
- Confirms Qualifiers.
- Trains Qualifications Team: sends them URL for Qualifications Dashboard plus regional password.
- Identifies on-site Qualifier (Lead if possible) and prepares measuring/weighing devices.

2 days before Student Data and Final Deadlines: remind teachers of the Student Data Deadline (13 days out) and their Final Deadline (10 days out) again.

Day of Student Data and Final Deadlines (13 & 10 days out): remind them that editing goes until 11:59pm on deadline days. They have 3 days after the Student Data Deadline to check all of their work, and fix/add what is needed in each entry; give contact information for help. On each deadline day, dashboard access is gone at midnight. ***ALL FINISHED ARTWORK MUST BE CERTIFIED BEFORE MIDNIGHT; NO FIXES ALLOWED.***

Monday after Final Deadline: send Congratulations; explain Print menu and what to print.

Monday before the Event (for teachers):
- Remind teachers of arrival times.
- Email teachers final instructions for Jr. VASE Day for Students & Teachers, maps, Jr. VASE Day Schedule.
- Ask for those students needing Priority Passes; need student name, teacher/school, number of entries.
- Add these to a spreadsheet as they come in.
- Create Priority Passes from spreadsheet information, clip to Teacher's folder, Teacher Registration box.
- Give teachers concession information, and info on any vendors and activities.

Monday-Tuesday before the Event (organizational):
- Print folder labels for Teacher Registration files; organize folders into a box for the Teacher Registration station.
- Make list of teacher cell phone numbers.
- Enter Regional Workers in the Regional Worker Dashboard, print badges for Regional Workers.
- Send worker arrival times along with worker job descriptions, maps, schedule of the event.
- Confirm status of their teams with Juror Lead & Qualification Lead.
- Progress check with Site Director.

5 Days Out: (Site Director)
- Confirm food.

Texas Art Education Association ©2026

- Confirm security, custodial, carts, elevator keys, laptops, facility needs with custodial staff.
- Procure building's wireless passcode for the Saturday event; send it to the Director.

5 Days Out: (Jury Lead)

- Confirm Jurors again, replace any who have cancelled.
- Print badges for Jurors (wait until Friday, if possible, to avoid changes).
- Print all documents for Jurors and load into packets (students can do this). Suggestion is to use a gallon-size clear Ziploc bag or manila folders that has Juror Name & Room Number on top so that the Juror can find their packet alphabetically. Contents should include any other documents found in the "Juror" section of the Director Files that you wish to provide. (Juror schedules can wait until day before the event for accuracy)

4 Days Out (Tuesday before event):

- Remind teachers or re-send basic instructions for event day including maps, arrival schedules, etc.
- Remind teachers that if their payment hasn't arrived in the TAEA Office by Event Day, they must get confirmation that their payment has been processed and sent to turn in at Teacher Check-In.

2 Days Out (Thursday before event):

- Print Teacher labels and attach to bags for Control Room sorting (students can do this).
- Print extra worker job descriptions, Worker spreadsheet for Teacher Registration, User spreadsheet for Control Room, signs for Control Room, wireless passcode instructions.
- Meet with your student workers to go over job descriptions and instructions (you or Site Director).

1 Day Out (Friday before event): ***HAVE A SUB ARRANGED!!!***

- Click "Clear Assignments" to make sure that Qualifications are completed.
- Click "Process DNAs" button to assign DNA ratings to uncertified/unqualified entries.
- Check with Jury Lead to make sure the Juror List is as accurate as possible.
- Run scheduler one last time so that juror and teacher schedules are accurate now that jurors are finalized, and DNAs are processed. ***DO NOT CLEAR & RUN SCHEDULER AGAIN; YOU WILL LOSE YOUR DNAS!!!***
- Print Interview Schedule for teachers and put into their folders.
- Print Interview Schedule for jurors and put into their folders (optional).
- Print JRF stickers and put alphabetically into folders/boxes for the Sticker Station. If the event is medium-large, divide the alphabet up into separate tubs (e.g., A-F tub 1, G-M tub 2, etc.) These are arranged by TEACHER NAME, not student name.

1 Day Out (Friday before event):

- Make a list from "Regional Payment Status" of teachers whose payments still haven't reached the TAEA office. Make a note for their Check-In folder so that Registration Workers know to collect payment confirmation so students can be interviewed.
- Load and transport all VASE materials to site if needed.
- After school is out, set up Control Room, Teacher Check-In, Sticker Station.
- Have students available to help the Site Director place signage and set up 4-5 chairs outside each Juror Room.
- Give "unlock" order to opening custodian if needed.
- Set up a coffee pot (water, coffee) in Juror Room so it can be turned on as soon as you arrive at the site or put it on a timer. Big coffee pots take an HOUR to brew!
- Make sure snacks & drinks are ready to go for Jurors and paid workers (plus water for volunteers).

Day of Event: arrive at 5:30-6:00am, ***START JUROR COFFEE FIRST***, run the event, put out "fires," see other job descriptions for event jobs.

Texas Art Education Association ©2026

- Morning: Stay near Juror Hallway(s) along with On-Site Qualifier; check in Control Room regularly
- ***Don't Forget To Eat Lunch!!!***
- ***Don't forget to check DQ Audit several times during the day!***

- Afternoon: Control Room, Juror Training room to make sure all entries are accounted for. Then move with Jurors to Area Judging.
- Clean up after State Artworks are secured and teachers/students have checked out and gone home.
- ***Don't forget to Release Scores at the end!***
- Go home yourself and put your feet up.

Monday after Event:

- Send Congratulations to Teachers and District Administrators with event stats (Regional Participation Data).
- Thank yous go to: Jurors, Workers, Principal, other Directors who may have helped.
- Mail/Email to TAEA in Dallas: reimbursement requests + receipts.
- Email to TAEA in Dallas AND State HS VASE Director: completed budget form, payment reports for jurors and workers (maybe Tuesday).
- Send initial State Event information to State Qualifying teachers; tell them that the State Event Director will be contacting them with further State Event information.

By one week after Event:

- Complete Regional Budget; keep it in Excel, not PDF
- Download Regional Payment Spreadsheet; audit it with the worker numbers on your Budget.
- Remove any Jurors or Workers who didn't work from the Payment Spreadsheet.
- Send both to State Jr. VASE Director.

May: Procure site for next year's event!

Texas Art Education Association ©2026

Examples of JR VASE Forms

Junior VASE uses several forms that must be filled out by students and teachers as they submit VASE Entries.

VASE Jurors fill out Juror Rating Forms, based on Visual Art TEKS (state standards). The following pages contain examples of these forms.

Texas Art Education Association ©2026

Sample Student Intent and Artwork Identification Form

TAEA Region #	Texas Art Education Association Visual Art Scholastic Event	Division	Entry ID
93	Student Intent and Artwork Identification Form *(place JRF sticker here)*	2	326050 For Office Use Only

Name of Participant	2D / 3D	AP / Dual / Studio	Credits	Animation / Interactive / Functioning Entry Video URL:
Name, Student	2D	N	1.5	

Teacher / Sponsor:	Teacher Name	School:	Anywhere High School
TAEA Membership #:	12345	School District:	ANYWHERE ISD
Artwork Title:	I Am a Unique Creative Title	Artwork Size (W x H):	16 in. x 20 in.

1. Sources for Your Artwork — Check all that apply to your artwork. All sources must be uploaded into one Reference PDF (10MB max), and follow YASE guidelines. When a box is checked, a corresponding source MUST be included in the Reference PDF.
Not Uploaded

☐ I worked from one or more original photos. They are either photos I took myself, directed someone else to take of me, or belong to my family as part of our history.	Who took the photo(s), when and where?
☐ I worked from one or more original sketches.	
☐ I worked from observation and / or my imagination. ☐ Check here for original photography entries.	

2. Student Research and Application to Work — Explain the purpose or message of your artwork or any artist's works or styles that may have influenced you. (min. 40 words, max. 100 words)

3. Execution and Technique: What medium/media did you use to produce your artwork? Why did you choose this medium/media? (10 word min.)

If any digital applications or processes were used for any part of your artwork, explain all. (no min/max)

Explain how you produced this artwork (medium/media, technique, and / or process). (min. 40 words, max. 100 words)

Explain the most important elements and principles you used to develop this artwork. (smin. 40 words, max. 100 words)

4. Aesthetics and Critical Judgment — Describe the aesthetic and critical decisions you had to make while creating this artwork and why you made them. (min. 40 words, max. 100 words)

5. Personal Expression — In what ways does this artwork represent your individual point of view, imagination, creativity, and individuality?

I certify that this artwork was produced under my direct supervision and that I have examined it and its sources and found it to be acceptable for students, our school, and our community. I have read and agree to uphold all rules, regulations, policies, and the Code of Ethics of the TAEA Visual Arts Scholastic Event.

Teacher / Sponsor's Signature *Teacher Electronic Certification* Date

Texas Art Education Association ©2026

Sample Student Agreement and Artwork Release Form

TAEA Region #	Texas Art Education Association Visual Art Scholastic Event	Entry ID
93	Student Agreement and Artwork Release Form	326050 For Office Use Only

Name of Participant	2D / 3D	AP	Credits	Division
Name, Student	2D	N	1.5	2

Teacher / Sponsor:	Teacher Name	School:	Anywhere High School
TAEA Membership #:	12345	School District:	ANYWHERE ISD
Artwork Title:	I Am a Unique Creative Title		

Student / Parent / Guardian Agreement

- I agree to abide by all TAEA Visual Arts Scholastic Event regulations and Code of Ethics.
- I agree to allow my artwork to be displayed and critiqued by selected jurors in conjunction with the Texas Art Education Association's Visual Arts Scholastic Event on both the Regional and State level. In doing so, I release TAEA and its agents from any and all responsibility in the event of loss or damage to my artwork.
- I agree to allow my artwork to be exhibited, displayed electronically on the TAEA and VASE Website, photographed, and/or published in educational, non-profit visual art publications and exhibitions chosen by the TAEA and waive any receipt or compensation for same.
- If my artwork is selected for Gold Seal recognition, I agree to allow it to be exhibited at the TAEA annual Conference. I understand this will require my artwork to be in the possession of the TAEA from the conclusion of the State Event until November of the following school year.
- Through Gold Seal recognition, I understand that the image(s) submitted may be used in the development of a TAEA, Texas Commission on the Arts (TCA) and Texas Education Agency (TEA) initiative and may or may not be shown as part of a live exhibition, on-line, and/or appear in a reproduction series or book that may result. I understand that the materials may be utilized on-line and in publication form and that graphic images published within the World Wide Web are not fully protected under copyright laws. With this in mind, I release such images as have been submitted with the intention of exhibition and presentation at the facilities of the TEA and the TCA and other venues selected by the TAEA.
- I understand that it is my responsibility as the artist to secure written permission / consent, where possible, from any live model to use their image in an artwork and that this image may be used by the TAEA for live exhibition, online, and / or appear in a reproduction series or book that may result.
- Permission is also given to list the student's name, age and school facility of origin within the information used in the exhibition(s), on-line, and/or in any related newspaper article, newsletters and educational publications.

Student Signature _____ Age _____ DOB _____

Parent / Guardian Signature _____ Date _____

(Required if student is under 18 years of age)

Teacher Instructions / Agreement

I certify that I have examined this artwork and found it to be acceptable for students, our school, and our community. I have read and agree to uphold all rules, regulations, policies, and Code of Ethics of the TAEA Visual Art Scholastic Event.

Teacher / Sponsor's Signature _____ Date _____

Teachers must present this form for each individual work of art to be juried. Do not attach this document to the artwork. All forms must be signed, scanned / photographed, and uploaded into the online entry. Failure to do so by the upload deadline will result in a DNA rating (Did Not Appear).

Texas Art Education Association ©2026

Sample Artwork Invoice

Texas Art Education Association
Visual Art Scholastic Event

2023 Regional Teacher Invoice

TAEA Region #
93

Invoice #
2023-93-HSVASE-79154

Teacher / Sponsor:	Teacher Name	**TAEA Membership #:**	12345
School District:	**ANYWHERE ISD**		Anywhere HS
Current Reservations:	3	**Amount Due:**	$51.00

Reservations will be closed 2/1/2023.

Attention District Accounting Office

Payment By Credit Card

Payment can be made by credit card by going to http://payments.taea.org/. Payments are due no later than 3/1/2021. You may make this payment yourself or provide this invoice to the appropriate person with your school / district so that they will be able to make the payment at that website address themselves. If you are using a personal credit card, please ensure that your school / district does not have restrictions about reimbursing charges on personal credit cards. TAEA is not responsible if you do not get reimbursed, so please follow the appropriate procedures for your school / district. If using a school / district credit card, please ensure that you follow the appropriate procedures for use of that credit card.

Once payment has been made, you will be able to print out your invoice again, which will reflect your payment and serve as a receipt.

Payment By Check

Payment *and* a copy of all applicable invoices must be received by the TAEA Office no later than 3/1/2021. *Failure to include the invoice(s) will delay application of the payment to the appropriate entries.* Please allow 5 working days for delivery.

Make checks payable to: TAEA. Please include Invoice Number 2022-93-HSVASE-79154 on the check or on a note attached to the check.

Mail payment *and* a copy of this invoice to:

TAEA Office — VASE
14070 Proton Rd.
Suite 100
Dallas, TX 75244

Texas Art Education Association ©2026

Sample Regional Juror Rating Form

TAEA Region #	Texas Art Education Association Visual Art Scholastic Event	Entry ID - 328050 Room - Time Slot -
93	Regional Juror Rating Form	For Office Use Only

Name of Participant	2D / 3D	AP	Credits	Division
Name, Student	2D	N	1.5	2

Teacher / Sponsor:	Teacher Name	School:	Anywhere High School
TAEA Membership #:	12345	School District:	ANYWHERE ISD
Artwork Title:	I Am a Unique Creative Title		

Student Interview	Score : (Circle One) Low = 1 High = 4
Student Research and Application to Work — Explain your purpose (assignment or individual) in developing this artwork and describe how you achieved that goal. Describe any influences from your study of art history, artists, or art periods and styles that have contributed to the development of this artwork.	1 2 3 4
Execution and Technique - Identify the technical skills related to the medium / media employed in this artwork.	1 2 3 4
Use of Elements and Principles of Art - Explain how you selected and organized the visual aspects of this work.	1 2 3 4
Aesthetics and Critical Judgment - Describe the aesthetic and critical decisions involved in developing this work from original concept to finished product.	1 2 3 4
Personal Expression - In what ways does this artwork represent your individual point of view, imagination, creativity, and individuality?	1 2 3 4
Student Interview Total	
Artwork Evaluation	Low = 2 High = 8
Purpose - Execution of intent (State of Research & Application to Work). There is evidence in the artwork of the student's effort to achieve the stated purpose.	2 4 6 8
Technique - The use of media and tools (Execution & Technical Skill). The student chooses and controls media and tools effectively to enhance the appearance of the work	2 4 6 8
Personal Expression - The degree of imagination, creativity and individuality. Expression is unique and fully developed to present fresh concepts in ways that are imaginative and inventive.	2 4 6 8
Organization - The use of elements and principles of art. Uses elements and principles effectively, choosing those which enhance the overall appearance of the work.	2 4 6 8
Integration - Suitability of expression, organization and technique to purpose through aesthetic and critical judgment. The work integrates expression, organization and technique through evaluation, revision and elaboration to achieve an effective interpretation of all aspects of the purpose.	2 4 6 8
Artwork Evaluation Total	

General Comments & Suggestions

Total Score ____ **(Student Interview Total + Artwork Evaluation Total)** **Juror's Room #** ____

Scoring Range: (15 - 24 - 1) (25 - 36 - 2) (37 - 50 - 3) (51 - 60 - 4)

Rating will be highlighted

1 2 3 4

Signature of Juror _____ Date _____

Texas Art Education Association ©2026

TAEA - High School VASE

High School Visual Arts Scholastic Event

Texas Art Education Association ©2026

HS VASE Overview

What
A TAEA-sponsored Visual Arts event recognizing exemplary high school student artwork.
Who
Any high school art teacher who is a current TAEA member may enter artworks from *as many students as they wish, but no more than 2 works per individual student*.
Cost
Each individual entry will require a $17 entry fee to cover cost of judging, webmaster, accounting, and medals.
Where
All students and their artwork travel to the High School VASE Regional Event, location set annually by the regional director.
When
All fees must be paid by the date of your event. All art and forms will be brought to the event with the students and teacher.
Each Work Must Include

- A Student Intent and Artwork Identification Form (completed online, printed, and attached to the artwork).
- A Reference PDF compiled by the student (completed online, printed, and attached to the artwork).
- A VASE Program Artwork Release Form (signed and uploaded into the online entry).
- A photograph of the artwork (uploaded into the online entry).
- An entry fee sent to TAEA together with your invoice in advance, by the stated due date.

Attaching Forms

- The **Student Intent and Artwork Identification** form — 2D: tape securely on the back of the artwork (all four sides), along with student **Reference PDF**. 3D: Attach to the 3D artwork along with student **Reference PDF** (folded into quarters, attached to a piece of cardboard or poster board, and attached to the 3D artwork with string or wire). Tape
  a blank copy of the intent form along with a photo of the artwork on the box (also applies to 2D relief artwork that needs a box). **Only the top identification portion of this form is needed.**
- **Reference PDF** — this form is compiled by the student according to VASE Rules & Policies and uploaded into the student entry. It is then printed and attached to the artwork entry (see above).

Suggestions for Selecting Artwork for Contest

- A variety of works of art are encouraged (processes, techniques, media, or themes).
- Similar-looking projects are discouraged.
- Try to stay away from entering only one assignment in any level.

Judging
By individual jurors based on VASE standards. (See Adjudication Process in the High School VASE Rules & Policies, pages 8-10.)
Awards
All entries will receive a certificate and Rating 4 artworks receive a Regional medal. Artworks selected to advance to State VASE also receive an Area medal.

- All artworks receiving a Rating of 4 will advance to Area Judging, held at the end of the meet.
- Top 8% of divisions 1 & 2, and 10% of divisions 3 & 4 (levels) of the Regional Rating 4 artworks will be selected to advance to the State VASE Event.

Pick up artwork and medals at the end of the event.

Texas Art Education Association ©2026

HS VASE RULES & POLICIES

Purpose: This event will officially be named the ***High School Visual Art Scholastic Event*** **(VASE)** and shall be under the supervision and direction of TAEA. The purpose of the Texas Art Education Association *Visual Art Scholastic Event* is to recognize exemplary student achievement in visual art through individual and original expression of ideas applying the elements and principles of art based upon research of art media and art history.

For information about the VASE Blue Ribbon Committee, click on *VASE Blue Ribbon Committee* on the *Rules & Policies* tab at the top of the VASE website.

Table of Contents

I. General Regulations	**Page 65**
Entry Regulations	**Page 66**
Artwork Categories Defined	**Page 70**
II. Policies, Procedures and Code of Ethics	**Page 70**
III. Criteria for Adjudication	**Page 74**
Regional Adjudication	**Page 74**
Area Event (State Advancement)	**Page 76**
IV. Checklist: Qualification Criteria	**Page 77**

Section I.1: GENERAL REGULATIONS

(A) **TEACHER ELIGIBILITY:** The *High School Visual Art Scholastic Event* shall be open only to full-time students in grades 9-12 in all Texas *comprehensive (accredited)* public, private, charter or homeschools. The sponsor teacher must be a current member of TAEA and accept the responsibility of students, procedures, and entries. A school may participate in VASE whether or not a formal art program is in place on the campus. It is prohibited for a member teacher to register any other teacher's students with his/her TAEA number. A TAEA member/teacher may enter student artwork produced under his/her direct supervision as long as the student is not also working on that same artwork under a non-member's supervision. A violation of this rule will result in disqualification of the TAEA member's students, and the second art teacher's students. In the case of Virtual/Online Schools within a district, the student must have a district-assigned art teacher/instructor to be able to participate; cannot be a parent/guardian.

(B) **STUDENT ELIGIBILITY:** All participating students must be academically eligible on the day of the VASE event, in accordance with the TEA UIL Side by Side Academic Requirements (***No Pass/No Play***) TEC 33.08C. A student need not be enrolled in an art class to have his/her work considered for submission. **A student's VASE artwork creation MUST be both SUPERVISED by, and SPONSORED by, the same individual TAEA member from their**

Texas Art Education Association ©2026

campus of record who SUPERVISED the creation of the work. Participating students must be enrolled in the sponsoring school for 30 calendar days prior to the Regional Event. Artwork entered in a Regional Event and advancing to State will automatically be entered in the State Event and is subject to rules, procedures and fees that apply at the State Event.

(C) **SUPERVISION OF STUDENTS:** TAEA and host sites will not take responsibility for students. All participating students must have district-approved adult supervision at all VASE events, at all times. It is the Sponsor/Teacher's responsibility to have students checked in and at their assigned adjudication location 30 minutes before they are to be juried. Failure of the Sponsor/Teacher to do so can result in disqualification.

(D) **NUMBER OF ENTRIES:** Any student who participates may enter a total of two works of art. No more than one student may work on a single entry.

Section I.2: ENTRY REGULATIONS

(A) **RULES AND GUIDELINES**

(1) ***Originality:***

(a) All student artwork in its entirety must have only original sources (original with the student).

i. **Using/copying published images is not allowed. This also applies to song lyrics and other published literary works**; no non-original/published creative words should be used as either subject or background. Students are encouraged to incorporate their own words in their artwork if they choose. **Examples of non-original/published creative words include: song lyrics, poetry, plays, novels.**

ii. Published material such as newspaper & magazine pages may be used **ONLY** as a textural ground or as collage material. Regarding ground/collage material containing non-original images; such imagery **MUST NOT** be recognizable and/or used in its entirety. **ALL** non-original images contained within ground/collage material **MUST** be repurposed and/or manipulated well beyond their original form/composition. **Examples of non-original/copyrighted images include: comics, licensed characters, artist-rendered illustrations, anatomical illustrations.**

iii. Artwork cannot contain an image of, or make use of, a licensed character or characters (2D/3D).

iv. Students must create the artwork from observation, their imagination, their experiences, or a photograph taken by the student who produced the artwork.

v. Family photos of close family members or family events may be used as a source if not taken by a professional photographer or artist. The artwork **cannot** be a compositional replication of the family photo. The source photo must be used as a part of **new visual or conceptual material**. Removing the source photo's background and/or changing its color(s) does not add personal creativity to the composition.

vi. Images generated by AI (artificial intelligence) apps cannot be used at any stage in the development of a work of art intended to be entered in any VASE program level. AI tools scan other artists' works for their style and subject matter; use of such images constitute plagiarism and do not abide by the VASE artwork originality rule. **AI-generated images CANNOT BE COPIED, in part or as a whole.**

vii. Composition and/or concept of the artwork must be original **to the student artist** and may not replicate the artwork of another **individual**.

viii. Automated electronic enhancements are not considered original when the program is making the sole artistic choice for the artist.

ix. The artwork should not be a compositional replication of an automated electronic enhancement.

x. If a teacher has any doubt about the originality of an artwork, the work should not be submitted (refer to Checklist: Qualifications Criteria, p. 12).

Texas Art Education Association ©2026

xi. Photographic references must be taken by, or **directed by**, the student artist. A student-directed photograph that is taken by another person (teacher, family, friend) **MUST** include the student artist in the photo.

xii. *No mechanically-copied/printed artworks* may be submitted as a substitute for the original artwork.

(b) **All** artwork must have the ***Reference PDF*** uploaded as part of the online student entry. Each page of the ***Reference PDF*** **can** contain up to **SIX** images. Students may also type info that exceeds the 100 words allowed on the ***Online Student Intent Form*** (from this point on may be referred to as the ***Online Intent Form***). **(see more)**

i. The ***Reference PDF*** includes but is not limited to the students' own photographs, student sketches, student-directed self-portrait photographs, and production/reflection notes. If a photograph was used as a source for any part of the student artwork, the photo **must be** part of the ***Reference PDF.*** **Student sketches and/or production/reflection notes may not be used as a substitute for a photographic reference image.**

ii. The appropriate box(es) on the ***Online Intent Form*** must be checked citing the source(s) for the artwork. **A reference corresponding to each box checked must be included in the *Reference PDF.***

iii. A detailed description of the source of the image (for example, who took the photo and where it was taken) must be written in the appropriate section on the ***Online Intent Form***.

iv. Photographic entries must have basic identifying information included in a ***Reference PDF*** (contact sheet, production notes, etc.). Further elaboration is written elsewhere on the ***Online Intent Form***.

(c) No one other than the artist of record may work directly on or manipulate any artwork entered in VASE; this includes parents, teacher/sponsors, mentors, and other collaborators.

(2) ***Art Production:***

(a) Artwork previously entered in a Junior VASE or High School VASE event cannot be re-entered in another VASE event.

(b) All artworks submitted must be completed between the previous year's Regional Event and the current year's Regional Event.

(c) The number of credits for a student entered must be according to the current number of credits at the time of the regional event. Each semester counts as .5 (half) credit. Students not currently enrolled in an art class can enter VASE if a sponsoring teacher on their campus supervises the entry. If the student participates in VASE more than one year, they must move up a division each year.

(d) It is the responsibility of the student artist to secure direct permission from any model who poses or whose image is utilized within their artwork.

(e) A TAEA member/teacher may enter student artwork produced under their direct supervision. VASE student artwork entries cannot be worked on or produced under any other private teacher's supervision.

(3) ***Inappropriate/Offensive Works of Art:*** TAEA/VASE adheres to displays of artwork that are family friendly.

(a) The following subject matter is inappropriate for VASE and is prohibited.

i. **Any** artworks that include profane references to a deity, obscene language, **use of any drugs** or drug paraphernalia, images of suicide/self-harm, or criminal violence.

ii. Artworks that include any image or language that is recognized as discriminatory toward any race, ethnicity, religion, culture, disability or gender/identity.

iii. Artworks that include completely exposed female breasts (with or without nipples), imagery of any gender genitalia including bare buttocks, and/or suggestive or explicit sexuality.

(b) Teachers must receive the campus principal's signature on the ***Regional Entry Certification/Teacher Check In-Out Form*** verifying the artwork has been reviewed and the content is approved.

(c) **The regional event venue may choose not to display artwork that does not align with community standards.** Such decisions will **not** affect the artwork's eligibility for adjudication or advancement within the VASE process.

Texas Art Education Association ©2026

(4) ***Specifications of Two-dimensional Artwork (including Digital):***

(a) Two-dimensional artwork must be no larger than 24" X 36", including mat or mount.
(b) Artwork cannot exceed a weight of 50 pounds.
(c) Textiles, canvas paintings, and shaped canvases do not require mats or mounts.
(d) All other 2-D artworks must be matted or mounted with sturdy white or black mat board or poster board with full supportive attached backing.
(e) No liners or additional inner mats allowed.
(f) No glass or acetate coverings will be accepted in the preparation of artworks.
(g) A frame or box may **only** be used as long as it is incorporated as part of the artwork imagery.
(h) All artworks must be dry or fixed.
(i) The Regional Director keeps and transports all State-qualifying artwork, but at the Regional Director's discretion, the assistance of the teacher may be required to transport any artwork that is large, fragile, valuable, and/or exceptionally heavy both to and from the State Event/TAEA conference.
(j) Delicate, fragile or relief 2-D pieces must be in a box. A duplicate ***Student Intent Form,*** and a photo no smaller than 5x7" of the artwork must be securely attached to the outside of the box.
(k) **Artworks may not have anything attached or protruding that would be dangerous to handle.**
(l) **All parts of the artwork must be safely secured and safe to handle.**
(m) All 2-D artworks entered must have a protective fold-over/flap cover to protect the artwork.
(n) Audio tracks in Animation/motion graphics entries that are not original to the student must not exceed 10% of the original audio composition, 30 seconds maximum.
(o) Animation/motion graphics entries must not be longer than 5 minutes.
(p) Animation/motion graphics projects must not include live actors.
(q) Animation/motion graphics and interactive media entries must be accompanied by 1-4 still images no larger than 8.5"x11". **One image must be matted/mounted for display and identification following 2-D guidelines. A printable QR label will be available; it must be attached to the lower left of the mat.**
(r) Students must provide their own platform for presenting their interactive media entry. In case entries are being considered during area or state judging, students must provide a word-processed document with operating instructions for playing the entry.
(s) DVD or external portable storage device for animation/motion graphics must be put in a bubble padded, 9 x 12 envelope with the ***Student Intent Form*** and a still image printed and attached to the front of the envelope. In addition, the media file must be uploaded onto an online platform (ex: YouTube channel), and that URL copied & pasted into the ***Online Intent Form.***

(5) ***Specifications of Three-dimensional Artwork (including Digital):***

(a) Three-dimensional artwork must be no larger than 24" X 24" X 36" in total dimensions including base.
(b) Artwork cannot exceed a weight of 50 pounds including the base.
(c) Artwork must be sturdy and able to stand alone without other means of support.
(d) Artworks may not have anything attached or protruding that would be dangerous to handle.
(e) All parts of the artwork must be safely secured and safe to handle.
(f) Greenware, oil-based clay, or unfired clay will not be accepted.
(g) All work including casting, laser cutting, and 3D printing, must be done by the student.
(h) If a sculpture has a base, the base must be attached. Installations not attached to a base must meet all size specifications and the student must set up and dismantle the installation.
(i) Entries must be transported to the juror in an enclosed corrugated cardboard, wooden box, or plastic container with secured lid/top, and with adequate packing materials. All boxes must be suitable for shipping. Each artwork must be in its own individual box (do not put more than one artwork in a box).
(j) The ***Student Intent Form*** must be attached to the artwork.

Texas Art Education Association ©2026

(k) A duplicate ***Student Intent Form*** and a photo no smaller than 5x7" of the artwork must be securely attached on the outside of the box.

(l) Three-dimensional artworks arriving without the proper packing will be disqualified.

(m) The Regional Director keeps and transports all State-qualifying artwork; however, at the Regional Director's discretion, the assistance of the teacher may be required to transport any artwork that is large, fragile, valuable, and/or exceptionally heavy both to and from the State event/TAEA conference.

(n) Audio tracks in Animation/motion graphics entries that are not original to the student must not exceed 10% of the original audio composition, 30 seconds maximum.

(o) Animation/motion graphics entries must not be longer than 5 minutes.

(p) Animation/motion graphics projects must not include live actors.

(q) Animation/motion graphics and interactive media entries must be accompanied by 1-4 still images no larger than 8.5"x11". One image must be matted/mounted for display and identification following 2-D guidelines. **A printable QR label will be available; it must be attached to the lower left of the mat.**

(r) Students must provide their own platform for presenting their interactive media entry. In case entries are being considered during area or state judging, students must provide a word-processed document with operating instructions for playing the entry.

(s) DVD or external portable storage device for animation/motion graphics must be put in a bubble padded, 9 x 12 envelope with the ***Student Intent Form*** and a still image printed and attached to the front of the envelope. In addition, the media file must be uploaded onto an online platform (ex: YouTube channel), and that URL copied & pasted into the ***Online Intent Form***.

(6) ***Specifications of Functioning Artworks***:

Any artist who wishes the functionality of their VASE entry to be considered in the adjudication process should consider the options outlined below.

(a) Instructions must be provided with the artwork describing the assembly and activation of the functionality, as well as where and how the components are packaged.

(b) For the work to function during adjudication and display, all necessary items must be provided; for example, electrical extension cord/power strip, water, etc.

(c) A URL or QR code may be provided with the entry documentation showing the artwork functioning. That video file, **no more than 30 seconds long,** can be uploaded onto an online platform (ex: YouTube channel), and that URL copied & pasted into the ***Online Intent Form*** to be viewed for adjudication only.

(d) If circumstances prevent activating functionality for judging and/or displaying the artwork, the URL, QR code, or written instructions will be used. **A printable QR label will be available for the video file; it must be attached to the stiff backing of the attached *Student Intent Form*.**

(7) ***Accurate Entry Regulations:*** Any artwork not submitted accurately with correct paperwork having all required signatures will be disqualified. This includes an inaccurate student division or any hand alterations to any form after the edit deadline.

(8) ***Durability Policy*:** All submitted artworks, both 2-D and 3-D, must be durable enough to withstand handling and transportation. The structural integrity and durability is the sole responsibility of the student under the direction of their sponsor teacher. In an effort to protect student artworks, all 2-D artworks entered must have a protective fold-over/flap cover to protect the artwork and a backing that will make the artwork sturdy. Greenware, oil-based clay, or unfired clay will not be accepted. All 3-D artwork entered that is too

fragile to travel may not be transported or exhibited at selected venues outside of the state event, including *Gold Seal* winners.

Texas Art Education Association ©2026

(B) **DISQUALIFICATION POLICY:** Artworks **not** meeting the VASE entry and eligibility regulations will be disqualified. However, disqualified artwork will be allowed to complete the jury process with a "No Rating" status. A juror will interview the student and place comments on the Regional Juror Rating Form for student growth, but no numeric rating will be given. The artwork will not be considered for advancement to the State VASE Event. The *Regional Juror Rating Form* will be marked with a DQ in the Rating Box. Only a Jury Lead or Qualifications Lead in caucus with the Regional Director may officially disqualify artwork.

(C) **DAMAGE OR LOSS POLICY:** While every effort will be made to prevent damage to any work of art, neither TAEA nor the host School/District will be held responsible for the theft, loss or damage of works entered in VASE.

Section I.3: ARTWORK CATEGORIES DEFINED

(A) **CATEGORY 2-D: Two-Dimensional Design**
Artwork that primarily has two dimensions (width and height).

(B) **CATEGORY 3-D: Three-Dimensional Design**
Artwork that has three dimensions (height, width and depth). The understanding is that the structure of the 3-D artwork is constructed by the student.

(C) **STUDENTS MAY CHOOSE to enter an artwork in the 2-D or 3-D category,** but students should consider that entering it in a non-traditional format could make it difficult to meet the criteria according to the standards.

(D) **A STUDENT USING A READY-MADE OBJECT as the surface for a traditional 2-D medium may choose to enter it as a 3-D artwork or as a 2-D artwork.** However, the student should consider that entering it as a 3-D artwork will make it difficult to meet the criteria because jurors consider 3-D artwork as that which is constructed by the student. An example of this type of artwork is a painting done on an actual guitar.

Section II: POLICY, PROCEDURES AND CODE OF ETHICS

(A) **ENTRY CERTIFICATION*:*** All official Regional entries in VASE must be entered on-line in the official TAEA/VASE website. All official forms will be generated through the data submitted. Any changes made to any official entry forms will result in disqualification. All entries must be listed on the ***Regional Entry Certification/Teacher Check In-Out Form*** **signed by the school principal.** Artwork that is confirmed on the ***Regional Entry Certification/ Teacher Check In-Out Form*** must be the same artwork that is juried at the event. No artwork will be juried without a properly completed ***Regional Entry Certification/Teacher Check In-Out Form***. This form not only certifies that the students are academically eligible, but also that the artworks have been carefully examined by the school administration and found to be acceptable for students, the school, and the community. **Deadlines are firm and must be met without exception.** It is the responsibility of the teacher to ensure that the artwork that is adjudicated at the event is the same as the artwork registered on-line in the TAEA/VASE website. **Artwork MUST match the uploaded completed Artwork Photo**. **The *Regional Entry Certification/Teacher Check In-Out Form* is turned in at Teacher Check-In.**

(B) **ENTRY FEES:** An entry fee per student, per entry is required to cover VASE expenses (medals, jurors, printing, etc.). The State Directors of VASE and *Blue Ribbon Committee* will set the entry fee for the regional and state events. All entry fees are non-refundable. All entry fees and Regional invoices must be received by the TAEA Office before an artwork can be juried. **Once a Reservation is confirmed at the Add/Delete deadline, the teacher/sponsor is required to pay for that entry even if the confirmed entry *Did Not Attend* (DNA) the event.**

Texas Art Education Association ©2026

(1) **Regional Event** entry fees will be **$17.00** per entry. Make school checks payable to TAEA. Payment must be mailed to the TAEA office **(or card payment processed)** a minimum of ten days prior to the Regional Event and accompanied by a Regional Invoice. No cash payments or parent personal checks are accepted.
(2) **State Event** entry fees for works advancing to the state level will be **$20.00** per entry. Make school checks payable to TAEA. Payment must be mailed to the TAEA office **(or card payment processed)** a minimum of ten days prior to the State Event and accompanied by a State Invoice. No cash payments or parent personal checks are accepted.
(3) TAEA headquarters will coordinate funds for the Regional and State events.
(4) Student Entry Fees cannot be used to fund or support optional student activities, concessions, or promotional items (T-shirts, buttons, ribbons, pencils, notepads, etc.).

(C) ***Entry Categories: (As defined in Section I.3)***
(1) Category 2-D -Two-Dimensional Design
(2) Category 3-D -Three-Dimensional Design

(D) ***Entry Procedures:***
(1) It is understandable that problems may arise during the process of preparing student artworks; however, prior to teacher check in, the following must be completed.
(a) Teachers/Sponsors must register on arrival at the event; student artwork must be completely prepared.
(b) ***Regional Certification/Teacher Check In-Out Form*** is filled out and signed by the principal.
(c) All entries must be completed and Certified by the time they go through Online Qualifications (completed artwork photos, certified entry uploads, compliant artwork specifications and durability).
(d) Artwork must be inspected during Online Qualifications and certified by a Qualifications Worker according to the VASE Rules, Guidelines, and Policies before it can be juried.
(e) Each sponsor teacher must sign out and pick up their medals at the completion of the Area event. ***Juror Rating Forms*** can be printed by sponsor teachers once they are released by the Regional Director.

(2) ***Online Student Intent Form:***
(a) An ***Online Student Intent Form*** is required for each entry.
(b) The ***Online Intent Form*** must be certified by the teacher of record prior to the event stating that**, "I certify that this artwork was produced under my direct supervision; I have examined it & its sources and found it to be acceptable for students, our school, and our community. I have read and agree to uphold all rules, regulations, policies and the Code of Ethics of the TAEA Visual Arts Scholastic Event."**
(c) Students must complete an ***Online Intent Form*** for each artwork entered before the posted ***Upload & Certification Deadline***, answering the questions asked in complete sentences and in their own words. Jurors will use this written information to develop questions and evaluations during the interview. Students must use only the space provided online; information over 100 words can be included in the ***Reference PDF***. Each response MUST contain at least 20 words (exception: "What Media did you use?" question must contain at least 10 words). **Students must NOT repeat phrases or sentences to reach this minimum.**
(d) Each 2-D artwork entered must have the ***Student Intent Form*** (printed from Print Menu / Dashboard) securely attached to the center back of the artwork.
(e) Each 3-D artwork must have the ***Student Intent Form*** (printed from Print Menu / Dashboard) glued or stapled to a stiff board and tied to the artwork.
(f) A copy of the ***Student Intent Form*** along with a photo no smaller than 5 X 7" of all boxed 2-D & 3-D artworks must be attached to the outside of the packing box.
(g) **The URL field is for Animations and Functioning Artworks only. *Do not include other videos, including those showing different views of 3D Artworks.***

Texas Art Education Association ©2026

(3) ***Titles:*** The ***Online Intent Form*** calls for a unique, creative title. For identification purposes, each entry is required to have this. Students may not use generic descriptors such as *Painting, Drawing #1, Untitled*, *Self-portrait*, *Still Life*. Each piece of artwork registered by the same teacher must have a one-of-a-kind title.

(4) ***VASE Program Artwork Release Form:*** Each teacher must complete a signed ***VASE Program Artwork Release Form*** for each student. A student who is not 18 by the time of the event must have a parent signature. **Signed *VASE Program Artwork Release Forms* will be collected by the teacher, alphabetized as a group, and turned in at Teacher Registration on Event Day before any of the Artworks can be adjudicated.**

(E) ***Disqualification Due Process: Procedure, Disciplinary Action, and Addressing and Resolving Challenges:***

(1) ***Procedure:*** Failure by any VASE participant to uphold these rules, guidelines, or policies will result in disqualification of the artwork. The teacher/sponsor is notified of the disqualification and the teacher must then communicate the rationale for the disqualification to the student and parents (if applicable) because the compliance to VASE rules and guidelines is the responsibility of the teacher/sponsor. **Teachers/sponsors may no longer challenge a disqualification with the regional director once jurors have been dismissed; final judgment must be accepted professionally and with integrity**. Disqualified artworks will be allowed to complete the jury process with a "No Rating" status. Jurors will interview the student and place comments on the Regional Juror Rating Form for student growth, but no numeric rating will be given. The artwork will not be considered for advancement to the State VASE Event.

(2) ***Disciplinary Action for Continued Disqualifications:*** Continued failure by the teacher/sponsor to uphold these policies will result in an infraction email or letter from the State Director of VASE for that level, the TAEA President, and/or the TAEA Executive Director sent to the teacher/sponsor, campus principal, superintendent, and district supervisor (if applicable). The teacher/sponsor has the right to contest disciplinary action by bringing the issue before the *VASE Blue Ribbon Committee*.

(3) ***Sanctions for Continued Disqualifications:*** If, after a "Continued Disqualification" infraction notification is sent to supervisors, the teacher/sponsor continues to have disqualifications in subsequent years, disciplinary probation/sanctions will be imposed on the teacher/sponsor. The teacher/sponsor has the right to contest disciplinary action by bringing the issue before the *VASE Blue Ribbon Committee*.

(4) ***Cause for Immediate Sanctions:*** If at any time a teacher/sponsor or parent complaint escalates in a threatening or unprofessional manner towards a worker at a VASE event, the regional director, or any State VASE official after the complaint has already been judged and the result communicated with the teacher/sponsor or parent, that teacher representing herself/himself or the parent will be subject to sanctions prohibiting involvement in future events for a number of years determined by the TAEA Executive Board. Professional and respectful challenges of qualifications or adjudications are allowed.

(5) ***VASE Blue Ribbon Committee Review:*** Any entity involved in VASE and/or a TAEA member may at any time submit a suggestion to the State Directors of VASE/Executive Board for additions or revisions to the TAEA/VASE Policies & Procedures and/or the VASE Rules & Policies (Guidelines). Suggestions will be considered by the *VASE Blue Ribbon Committee* for rejection or implementation.

(F) ***VASE Code of Ethics:*** The policies & code of ethics outlined in this section will be observed by all VASE participants.

(1) ***School Officials***

(a) provide support,
(b) create a climate of professional concern,
(c) strive to assure that teachers and directors are aware of and observe the letter and intent of all TAEA/VASE rules and regulations, and
(d) provide professional district employees as aides and/or interpreters when necessary.

(2) ***Event Officials*** administer the event with a spirit of courtesy and cooperation among participants.

Texas Art Education Association ©2026

(3) ***Jurors (adjudicators):*** A VASE Juror (adjudicator) is a visual arts advocate who has a history of working within visual arts as a working artist, art educator, museum/gallery professional or art related vendor who possesses training, experience and/or a degree enabling them to apply ethically and impartially VASE standards to the adjudication process.

(a) In order to serve as a VASE Juror for TEAM, Junior VASE or VASE, certification training must be completed successfully and maintained according to the program's guidelines.
(b) Beginning during VASE 2022, a State VASE juror MUST be an active and currently paid member of TAEA.
(c) Jury Leads at all levels MUST be certified jurors.
(d) Jury Leads must be TAEA members and certified art educators. They may only serve as a Lead at one event in a region.
(e) **Juror Ethics:** Jurors (adjudicators) will observe the policy and ethic codes of TAEA and VASE and uphold the **VASE Juror Code of Ethics & Professional Standards**. Jurors should maintain confidentiality both during the adjudication process and after the VASE Event.
(f) **SEL Note:** During the interview process, jurors may not comment (written or verbal), address or insinuate judgment about a student's wellness or mental health to the student. If a juror has safety concerns regarding a student's wellness or mental health, they must not address the concern to the student but will communicate directly with the Jury Lead/Regional Director who will communicate with that student's VASE sponsor.
(g) Violation of VASE Rules & Policies and/or event procedures can result in warning, sanction, and immediate dismissal from an Event, and/or removal from the VASE Juror Pool.
(h) **Removal of Juror:**
  (i) Violation of TAEA/VASE Policy/Ethics or **VASE Juror Code of Ethics & Professional Standards**
  (ii) Unprofessional behavior towards a VASE participant or sponsor in terms of commentary on wellness, appearance, and mental health. During the adjudication process, the juror may not sexually or emotionally harass an interviewee and shall always maintain professional and ethical behavior.
  (iii) Chronic Event attendance issues.
  (iv) Refusal to respond to directions from the Jury Lead/Regional Director including but not limited to pacing, commentary, scoring and other assigned responsibilities.

The complete **VASE Juror Code of Ethics & Professional Standards** is available at VASE Juror home page.

(4) ***Visual Arts Teachers/Sponsors***

(a) know and uphold all rules as stated in the TAEA/VASE Policy and Ethics and General Regulations,
(b) foster a spirit of artistic involvement and aesthetic achievement for all participants in the event,
(c) instill by word and example the respect for, and compliance with, all event regulations and the graceful acceptance of qualification and adjudication,
(d) abstain from any practice that makes a student feel pressured to participate in non-school activities,
(e) abstain from any practice which allows **plagiarism** to violate the ethical standards of quality art education and the VASE program, and
(f) appropriately supervise all participating students.
(g) All teachers/sponsors are required to be present during the check-in and checkout process, collecting all artwork not advancing to the State Event and completing any necessary paperwork.
(h) If the teacher of record is unable to be present at check-in or check-out, a campus designee must be appointed by the campus administrator prior to the event to bring students and collect the artwork. This information is recorded on the ***Regional Certification/Teacher Check In-Out Form***, which requires principal signature.
(i) Failure to uphold the Policy and Code of Ethics can result in student disqualification and/or teacher probation recommendation being forwarded to the State Director of High School VASE and TAEA Executive Board.

Texas Art Education Association ©2026

(5) ***Students***
- (a) know and respect the rules and regulations, and
- (b) maintain a sense of educational purpose while participating in VASE.
- (c) Failure to uphold VASE Policy and Code of Ethics can result in a disqualification.

Section III.1: CRITERIA FOR ADJUDICATION

(A) **VASE STANDARDS/CRITERIA:**

(1) The **Texas Essential Knowledge and Skills** (*State Board of Education, Chapter 117*) will form the nucleus of the evaluation standards for the juried competition.

(2) VASE artwork will be evaluated on the following criteria **(TAEA/VASE Artwork Standards** set by the *VASE Blue Ribbon Committee)*:
- (a) ***Student Research and Application to Work:*** The purpose or message of the artwork or any artist's works or styles that influenced it.
- (b) ***Sources for Artwork:*** Detailed explanation for artwork sources. As examples, originality of photos and where they were taken, the idea behind work from the imagination.
- (c) ***Execution and Technique:*** The steps for using the technique, the medium/media, technology applications, and the elements of art and principles of design.
- (d) ***Aesthetics and Critical Judgment:*** The aesthetic and critical decisions made while creating the artwork and why they were made.
- (e) ***Personal Expression:*** How the artwork represents the student's individual point of view, imagination, creativity, and individuality.

(B) **VASE DIVISIONS:** When determining in which division to place a student's artwork, teachers will count the number of High School art credits (including those earned in middle school) earned by February 1st of that year's event. Each semester completed counts as .5 (half) credit. Any student enrolled in any outside private Art Studio will automatically be placed in Division 4.

(1) The Visual Art Scholastic Event will have four divisions:
- (a) **Division 4 - (Advanced)** 3.5 or more Credits earned in High School Art or enrolled in an outside private Art Studio.
- (b) **Division 3 - (Difficult)** 2.5 - 3 Credits earned in High School Art.
- (c) **Division 2 - (Intermediate)** 1.5 - 2 Credits earned in High School Art.
- (d) **Division 1 - (Beginning)** 0 - 1 Credits earned in High School Art.

(2) Any returning VASE participant must advance at least one division per year of subsequent VASE participation.

(3) Teachers may advance a student to a higher division at their discretion, but they may not place them in a lower division.

Section III.2: REGIONAL ADJUDICATION PROCEDURE

(A) ***Jurors*****:** Each event will have a team of qualified jurors composed of certified public school art educators, supervisors and/or, **if available**, college faculty, university faculty, or art professionals. It is recommended that jurors be selected from outside the district or region that is being juried, **if possible**.

(B) ***In-Person Participants*** must be present for an eight-minute individualized interview with a juror on the ***day of their assigned Regional Event***, at which time the juror will score the elements of the ***Juror Rating Form***. There are no exceptions to this requirement.

Texas Art Education Association ©2026

(1) The ***Student Interview*** will receive a score for each of the five sections based on a point system of 4 (highest) to 1 (lowest).

(2) The ***Artwork Evaluation*** will receive a score for each of the five sections based on a point system of 8 (highest) to 2 (lowest) for that student's division.

(C) **Scoring Criteria, Student Expectations, and Rating Descriptors:**

(1) The juror will assign **Student Interview** scores based on the following criteria:

- ***Student research and application to work:*** Explain purpose (assignment or individual) in developing artwork and describe how one achieved their desired goal.
- ***Artwork Sources:*** Explain in detail the sources for your artwork.
- ***Execution and technique:*** Identify the technical skills related to the media/medium employed in this artwork.
- ***Use of elements and principles of art:*** Explain the process used to select and organize the visual aspects of this work.
- ***Aesthetics and critical judgment:*** Describe the aesthetic and critical decisions involved in developing this work from original concept to finished product.
- ***Personal Expression:*** Describe ways in which the artwork represents individual point of view, imagination, creativity, and individuality.

(2) The juror will assign **Artwork Evaluation** scores based on artwork evaluation criteria outlined in Section III.1, Criteria for Adjudication. A.2 (above) while considering ***Juror Rating Form*** descriptors, which are based on the referenced criteria.

- ***Student Research and Application to Work:*** The purpose or message of the artwork or any artist's works or styles that influenced it.
- ***Sources for Artwork:*** Detailed explanation for artwork sources. As examples, originality of photos and where they were taken; the idea behind work from the imagination.
- ***Execution and Technique:*** The steps for using the technique, the medium/media, technology applications, and the elements of art and principles of design.
- ***Aesthetics and Critical Judgment:*** The aesthetic and critical decisions made while creating the artwork and why they were made.
- ***Personal Expression:*** How the artwork represents the student's individual point of view, imagination, creativity, and individuality.

(3) **Student Expectations according to Division Level**. Jurors keep student level expectations in mind as they consider whether or not the student meets the scoring criteria.

- ***Division IV***: Students demonstrate an understanding of and ability to apply elements and principles of design in their own creative style, display a disciplined attitude toward a variety of visual phenomena, and display highly advanced technical skill in the production of quality works of art.
- ***Division III:*** Students demonstrate an understanding of and ability to apply the elements and principles of design in their own creative style, display a disciplined attitude toward a variety of visual phenomena, and display advanced technical skill in the production of quality works of art.
- ***Division II:*** Students demonstrate an understanding of, and ability to apply, the elements and principles of design in their own individual creative style and display technical skill in the production of quality artworks.
- ***Division I:*** Students demonstrate an understanding of, and ability to apply, the elements and principles of design in their own individual, creative style.

(4) **Rating Descriptors:** Jurors will evaluate artwork in each classification by employing the following rating system to designate the degree of proficiency in which the student developed the VASE standards leading to the level of artistic quality within their work:

RATING IV: Excellent *(in meeting the criteria)*
RATING III: Strong *(in meeting the criteria)*
RATING II: Developing *(in meeting the criteria)*

Texas Art Education Association ©2026

RATING I: Emerging *(in meeting the criteria)*

Scoring Continuum

IV	III	II	I
Excellent			**Emerging**

(D) The juror will include written comments with suggestions as a positive and immediate feedback. **The juror's decision is final**. The Jury Lead for each Regional Event will certify all Regional and Area results.
(E) The Regional Director or appointee will be responsible for *verifying* the ***Juror Rating Forms*** and medals and/or certificates by division for all event participants.
(F) **Scheduling Formula** – Up to thirty (30) entries on a ten-minute schedule per juror.
(G) Jurors will evaluate artwork by employing the following rating system to designate the assessment score assigned to an artwork:

Points on *Juror Rating Form* for Regional/Zone Event
Rating IV Excellent = 60 – 51
Rating III Strong = 50 - 37
Rating II Developing = 36 - 25
Rating I Emerging = 24 - 15

(H) To maintain the integrity of the jury process, only jurors and designated event officials are permitted in any area where the jury process is in progress.
(I) **No awards or results should be given until after area judging is complete, and student artwork advancing to state is removed from the area judging site. All sponsors must check out through the regional director.**
(J) **AWARDS**: **Regional Medals** are awarded at the Regional Event to those students receiving a Rating IV-Excellent in any Division (1, 2, 3 or 4). All other students will receive a ***Regional Participation Certificate*** from the Teacher/Sponsor.

Section III.3: AREA EVENT (STATE ADVANCEMENT)

The Regional Event may also serve as the Area Event, where State finalists are selected. All regional entries receiving a Rating IV-Superior qualify for the Area jury process. When all regional artworks have been juried, and all scores have been entered online, the Area jury process may begin.

(1) Regional artworks that have received a Rating IV-Superior will be juried again, by a select group of designated jurors, to determine the State finalists. No artwork with a rating less than a Rating IV qualifies for the Area event.
(2) Artwork must be juried in the same Division that qualified it for Area adjudication. No artwork may be moved up or down a division once a Regional rating has been given.
(3) To ensure consistency across the State in selecting artworks to advance from Area to State, the following formula must be followed:
    a. **Divisions 1 and 2: 8% of the actual number of artworks receiving a 4 at the Regional event may advance to State.**
    b. **Divisions 3 and 4: 10% of the actual number of artworks receiving a 4 at the Regional event may advance to State.**
(4) Jurors are allowed one vote for each artwork in a Division for each artwork selected for advancement. The artworks receiving the majority of votes will advance to the State event. Artworks that do not advance to State are returned with their school entries.

Texas Art Education Association ©2026

(5) **VASE maintains exclusive exhibition rights for all artwork advancing to State until the conclusion of the State event. Selected artwork is not accessible to anyone (students, teachers, or parents) for any other event, *including Scholastic.***

(6) **VASE maintains exclusive exhibition rights for all artwork earning Gold Seal honors until the conclusion of the TAEA Fall Conference in November. Selected Gold Seal artwork is not accessible to anyone (students, teachers, or parents) for any other event, or for AP 2D Portfolios (*Selected Works* section).**

(7) **AWARDS: Area Medals** are awarded at the conclusion of the Regional Event to students who qualify for State VASE.

For information about the State VASE Event, click the *State VASE Event* link on the *Rules & Policies* tab at the top of the VASE website.

Examples of VASE Calendars & Checklists

Teacher Checklist for High School VASE

- Make sure you have a **current TAEA membership through State VASE (end of April)**.
- **ALL Invoices/Entry Fees** should be submitted before the Editing deadline.
- **Arrange transportation** to the event according to your campus policy.
- **Deadlines:**
  - **Add/Delete Deadline:** Teacher profile completed, students & artworks entered in the system, and payment for the correct number of artworks is submitted to TAEA office in Dallas along with *INVOICE*.
  - **Student Data Deadline:** Students must have all of their uploads completed **(13 days out).**
  - **Final Deadline:** All parts of the entry completed, checked, and uploaded **(10 days out).**
- **Titles**: All student work has unique, creative titles. ***Remember: no untitled or generic-titled artwork.***
- **Names**: All student names should be spelled correctly; if a student has work with a second teacher on your campus, meet with that teacher to double-check all entry data. Student emails should also be correct and the same with both teachers (if entries are with two teachers).
- **Division**: All student Divisions **MUST reflect their current art credits**; if a student has work with a second teacher on your campus, meet with that teacher to double-check all entry data.
- **Media**: All artworks must be entered in the correct media (some student discretion); either 2-D or 3-D.
- **By the Final deadline; 10 days out: All 3 parts of each entry are completed and uploaded. You have checked all student uploads, made corrections, and CERTIFIED all entries. If an entry is missing one or more parts, it will automatically be entered as a DNA.**
  - *Online Intent Form* completed and checked by you.
  - *Reference PDF* is uploaded and checked by you.
  - *Artwork Photo* is edited, uploaded, and checked by you.
- **All artworks must be DRY and FIXED; 3-D must be put together SECURELY for safe handling**.
- **All 2-D artwork is matted/mounted with BLACK or WHITE only, except for canvases, which don't require a mat or a sturdy mounted surface.**
- **All 2-D artwork prepared with a cover sheet.**
- **PREPARE BOXES: 2-D relief/fragile work and all 3-D.**
  - Box is larger than the artwork, but not too large.
  - Packing material is sufficient for protection; NO PACKING PEANUTS or SHREDS.
  - Outside of box: 5x7" photo of artwork, copy of printed *Student Intent Form* (only needs to be top portion; heading is the important part for ID).
- **PREPARE FORMS: filled out and SECURELY attached.**

Texas Art Education Association ©2026

  - **2-D** work: printed *Student Intent Form* (back of artwork)
  - **3-D** work: string tied to artwork w/ stiff card, size of quarter-folded papers (printed *Student Intent Form*).
- ***Regional Entry Certification Form*** that is signed by your principal, after he/she has reviewed all artwork. **Remember: Failure to have this form signed means you can't check in, and your students can't participate.** Teacher Check-In/Check-Out Form is combined with the Certification Form.
- **Double-check to make sure each artwork has:**
  - *Printed Student Intent Form* printed & attached securely to the back (stiff card for 3-D).
  - A copy of intent form (top portion) and 5x7" photo of artwork taped on the outside of **ALL** boxes.
- **DAY OF EVENT:**
  - **Arrival is planned for your assigned time.**
  - **Regional Certification/Teacher Check-In & Out Form** is signed and ready for turn-in at Teacher Registration.
  - **VASE Program Artwork Release Forms** are signed, alphabetized, ready for turn-in at Teacher Registration.
  - **Your cell phone is charged and turned on for contact by the Regional Director if needed, and Regional Director has your correct number.**
  - If the Regional Director is using Remind, or a similar app, you should have signed up.
  - **Arrangements have been made so that all teachers or their representatives are available on site for Teacher Check-Out at the end of the meet (artwork and medal pick-up).**

HS VASE requires high standards of Creativity

Checklist: Qualification Criteria

Violations include but are not limited to the following:

a. Artwork is not matted or mounted. Canvas paintings, textiles and oddly-shaped artworks do not need mats/mounts.
b. Artwork does not have a sturdy backing.
c. Artwork has pieces attached or protruding that would be dangerous to handle. Pieces are not safely secured.
d. Mat is not black or white.
e. Artwork weighs more than 50 pounds.
f. Artwork produced from a source not originating with the student/not falling within acceptable originality guidelines.
g. Artwork contains an image of, or makes use of, a licensed character or characters.
h. ***Student Intent Form*** is not attached to the **correct** artwork.
i. A photograph was used as a reference, but a copy of the photograph was not provided in the ***Reference PDF***.
j. Artwork's ***Online Intent Form*** does not have its source(s) check-marked and explained.
k. Artwork present at the event does not match the uploaded Finished Artwork Photo.
l. Artwork was previously entered in Junior VASE or a previous High School VASE.
m. Artwork was completed before last year's Regional VASE. (Reference the last year's Regional Event date).
n. Printed information on any VASE form was manually altered.
o. Artwork and/or student information entered inaccurately (e.g. student division).
p. Artwork content is inappropriate/offensive.
q. Student artist is ineligible in accordance with the **UIL No Pass No Play Academic Requirements**.
r. Entry Fees are not paid.
s. Teacher/Sponsor is not a member in good standing with TAEA.
t. Student artist is not accompanied by the Teacher/Sponsor of record (or designee assigned by the principal).
u. ***Regional Entry Certification/Teacher Check In-Out Form*** is not signed by the principal.
v. ***Two-Dimensional Artwork will be disqualified for any of the following:***

Texas Art Education Association ©2026

i. Artwork and mat exceed 24” x 36”, including mat.
ii. Artwork weighs more than 50 pounds.
iii. Artwork is covered with glass, acetate or cellophane that cannot be removed, or has non-incorporated frame.
iv. Drawings are not properly *fixed* and are in danger of damaging other artworks.
v. Mat on artwork includes a liner or additional inner (double) mat.
vi. Artwork is wet. (Paint, ink or another medium has not completely dried before being *qualified*.)
vii. Delicate, fragile, or high relief artworks are not in a box with a copy of the ***Student Intent Form,*** & a photo 5x7” or larger of the artwork attached to the box.
viii. Protective fold-over/flap cover is not attached to the artwork as a protection for the work.

w. ***Three-Dimensional Artwork will be disqualified for any of the following:***
i. Artwork dimensions exceed 24” x 24” x 36”.
ii. Artwork is not transported in an acceptable corrugated cardboard or wooden box or plastic tub suitable for shipping. Box does not contain proper packing to ensure artwork can withstand handling/transportation.
iii. Artwork doesn’t have a copy of the ***Student Intent Form*** & photo 5x7” or larger of the artwork affixed to the box.
iv. Artwork is not sturdy and/or cannot stand alone without other means of support.
v. If the sculpture has a base, the base is not attached.
vi. Artwork is wet or not fired. Greenware, oil-based clay, or unfired clay will not be accepted.
vii. Artwork is otherwise delicate, fragile, or potentially harmful to handle.

x. ***Animation/motion graphics, interactive media entries will be disqualified for any of the following:***
i. Audio track used for an Animation/motion graphics entry that is not composed by the student exceeds 10% of each non-original audio composition used, 30 seconds maximum.
ii. Animation/motion graphics entry is longer than 5 minutes.
iii. Entry file is not presented on an external storage device/DVD in a padded 9"x12" envelope with ***Student Intent Form*** affixed to the outside of the envelope.
iv. Animation/motion graphics project includes live actors.
v. Animation/motion graphics and interactive media entries not accompanied by 1-4 still images no larger than 8.5"x11”. Matted/mounted still image is not included (complies with 2-D guidelines).
vi. Word-processed document with operating instructions is not included with each interactive media entry.

Texas Art Education Association ©2026

Example of VASE Procedures for HS VASE Regional Directors

Timeline for HIGH SCHOOL VASE Regional Directors

May: procure site for next year's event (talk to potential Site Director, then visit principal). Book the entire campus including gyms, library, auditorium, etc., and email the State Director of HS VASE with the site and date of the event.

August 1:

- Email State Director of HS VASE to confirm that you will stay as Regional Director for that year. Make sure you have someone shadowing your role in case you cannot continue the following year.
- Recruit your Jury Lead, Site Director, and Qualifications Lead. Jury Lead must be a TAEA member AND a certified Juror. Qualifications Lead must be a TAEA member.

Mid-August: If you have a Regional VASE website or shared Google/Dropbox folder, update for that year.

When School Starts: update email groups (regional teachers & adult workers)

After Labor Day: update juror email groups (Jury Lead)

September 15: send teachers the changes in VASE Rules & Policies along with the link where the new rules are posted on the VASE website. Email one change at a time for a better chance that they will be read thoroughly and implemented.

Mid-October to January: Solicit event jurors; create Juror spreadsheet based on responses (Jury Lead).

November to January: Solicit adult event workers.

November to January:

- Acknowledge jurors as they commit and you confirm them, send link to Juror Application on the VASE site for potential new jurors. (Jury Lead)

Texas Art Education Association ©2026

December 1: VASE Teacher Registration opens; remind teachers.

December 5: Remind teachers of the Originality Rules and their importance. Emphasize anything new.

- Email to encourage teachers, workers, and jurors to make a VASE Email Folder.
- Remind teachers of Regional VASE Event and deadline dates.
- Give teachers info on getting students involved in VASE and direct them to Fillable Student Intent Practice Form and Practice Form with sentence stems. Both are available in their HS VASE Teacher Resources, and they must be registered as a VASE Teacher. Teacher Resources are accessible outside the TAEA/VASE login so that they can be accessed all year long. Teacher Resources contain all their training material.

January:

- Thank and confirm adult event workers; create Worker spreadsheet. Continue recruiting if needed.

- Solicit event jurors again; state how many you have and how many more needed (Jury Lead)
- Remind teachers of...
    - responsibility for training themselves and students to complete successful entries (Teacher Resources),
    - all Deadlines,
    - entering accurate Divisions for Medal ordering,
    - no competing in other events with VASE work,
    - unique, creative titles.
    - Send adult event workers job descriptions, arrival times, event maps.

January: (Jury Lead)

- Thank jurors who have committed, make sure they know they are confirmed.
- Solicit for the last few needed.
- Send maps, documents with juror info, or send link to these documents.

January: (Regional Director/Site Director)

- Solicit for student event workers; artwork runners, folks who can direct traffic (Art Club, NHS, NAHS, JROTC).
- Procure security.
- Procure custodial staff for set up and clean up (campus request).
- Procure WiFi code for event day (technology).
- Reserve flatbed and/or AV carts for event (for Runners).
- Reserve walkie talkies for event if you choose to use them.
- Reserve elevator keys for event if needed on site campus.
- Reserve 4-10 laptops/tablets for event (for Area Judging and juror emergencies).

January: (Qualifications Lead)

- Contact the Qualifications Team and verify their participation at the event.
- Send Qualifications Team the link to the New VASE Rules Updates, and DQ notice.
- Arrange mandatory training for Qualifications Team (in-person or virtual). Hold training no later than two weeks before the event, one week before Online Qualifications begins.

3 days Before Add/Delete Deadline: Click to send automated email that reminds teachers of the deadline, to have the correct number of entries added or deleted, and that they commit to sending payment for.

Texas Art Education Association ©2026

Add/Delete Deadline Day: Remind teachers they have until midnight to put in entries & must pay for this number of entries; give contact number to call if help is needed.

Day After Add/Delete Deadline:

- Click to send automated email that reminds teachers how many entries they have, and how much they owe.
- Edit group email to include just participating teachers and Regional Art Administrators.
- Congratulate them for making it through the Add/Delete deadline and give entry numbers.
- Remind them to send payment and invoice to the Dallas office.
- Create User spreadsheet from teachers on User List; edit info captured as needed (keep name, school, TAEA number; add number of entries).

Day 2 After Add/Delete Deadline:

- Give editing instructions, Student Data and Final Deadline dates, remind them of payment.

- Order medals according to division numbers (enter in VASE Budget Sheet).
- Create and send a preliminary arrival schedule based on proximity to site, and number of entries per school, so buses can be scheduled. Include site school name and address.

Late January/early February: (Jury Lead)

- Confirm all jurors (you should have all with 2-5 subs at this point)
- Jurors not on the Juror Database must fill out a VASE Juror Application to be accepted and added to the database so that they may log in and adjudicate.
- Enter them in the Schedule Manager without the room number. (Jury Lead)

Late January/early February: send link again to New VASE Rules, send Event Day schedule, Teacher & Student Info forms. ***Remember to send auto-emails as they appear.***

Late January/early February: remind teachers to print and attach printed Student Intent Forms to the back of artwork, mat/mount/box artwork before the event; refer again to Fillable Practice Intent Forms. Student Intent Forms can be printed as a group from the Print Menu.

Late January/early February, before Student Data & Final Deadlines: remind teachers to make sure all info is correct in all entries, especially divisions (double check students with two entries from different teachers; work together to determine this).

Late January/early February:

- remind teachers of 2D guidelines.
- remind teachers of 3D guidelines.
- remind teachers of Animation/motion graphics guidelines.

Late January/early February: procure student helpers from your art classes and/or from host school to serve as Runners, Delivery Teams, etc.

Late January/early February: remind the site Principal of the event day and thank him/her for use of campus.

Late January/early February: Print signage for the event (Site Director does this with your help)

Texas Art Education Association ©2026

3 Weeks Prior to Event: remind teachers of Student Data & Final Deadlines (no changes after this deadline; print certification form to check entry information; triple-check all entries). ***Emphasize that the Student Data Deadline is 13 days before the event, and Final Deadline for teachers is 10 days before the event.***

2 Weeks Prior to Event: remind teachers who still owe to send payments and invoices to Dallas office.

2 Weeks Prior to Event:

- Input room numbers for the jurors in the VASE website; add to Juror spreadsheet. (Jury Lead)
- Send maps & info again – or direct to the regional website for info.
- Send Google Form with lunch food requests (paid workers, Jurors only)

2 Weeks Prior to Event: Using the VASE Schedule Manager

- Email teachers and ask their preferred arrival time; update arrival schedule if needed.
- Put schools in order using school arrival preferences as close as possible (make sure teachers on the same campus have the same campus name).
- Run the Scheduler (first run; NOT final).
- Send teachers updated arrival times; tell them it is preliminary, but to stick to designated arrival time.
- Add arrival times to the User Spreadsheet.

2 Weeks Prior to Event: send maps and other event info again.

2 Weeks Prior to Event: Order food for event using juror lunch information received by Jury Lead; Juror & adult worker breakfasts, juror lunch, juror snacks, adult worker lunch, student helpers' lunch (Site Director). ***Check with State Director to make sure to know the limits advised on food spending per person.***

2 Weeks Prior to Event: (Qualifications Lead)

- Confirms Qualifiers.
- Trains Qualifications Team; sends Qualifications Dashboard URL and current regional Qualifications password.
- Identifies on-site Qualifier (Lead if possible) and prepares measuring/weighing devices.

2 days before Student Data Deadline: remind teachers that students will lose dashboard access; they need to finish their uploads.

Day of Student Data Deadline (13 days out): remind teachers students can edit until 11:59pm; they lose dashboard access at midnight.

Monday after Student Data Deadline: remind teachers they have three days to check student work for accuracy, and correct/complete all parts of each entry.

Day of Final Deadline (10 days out): remind teachers that their Final Deadline is at 11:59pm, and that all three parts of the entries MUST be uploaded correctly ASAP so they can Certify them. Teachers lose dashboard access at midnight; there are NO FIXES.

Monday before the Event (for teachers):

- Remind teachers of arrival times.

Texas Art Education Association ©2026

- Email teachers final instructions for VASE Day for Students & Teachers, maps, VASE Day Schedule.
- Ask for those students needing Priority Passes; need student name, teacher/school, number of entries.
- Add these to a spreadsheet as they come in.
- Create Priority Passes from spreadsheet information, clip to Teacher's folder, Teacher Registration box.
- Give teachers concession information, and info on any vendors and activities.

Monday-Tuesday before the Event (organizational):

- Print folder labels for Teacher Registration files; organize folders into a box for the Teacher Registration station.
- Make list of teacher cell phone numbers.
- Enter Regional Workers in the Regional Worker Dashboard, print badges for Regional Workers.
- Send worker arrival times along with worker job descriptions, maps, schedule of the event.
- Confirm status of their teams with Juror Lead & Qualification Lead.
- Progress check with Site Director.

5 Days Out: (Site Director)

- Confirm food.
- Confirm security, custodial, carts, elevator keys, laptops, facility needs with custodial staff.
- Procure building's wireless passcode for the Saturday event; send it to the Director.

5 Days Out: (Jury Lead)

- Confirm Jurors again, replace any who have cancelled.
- Print badges for Jurors (wait until Friday, if possible, to avoid changes).
- Print all documents for Jurors and load into packets (students can do this). Suggestion is to use a gallon-size clear Ziploc bag or manila folders that has Juror Name & Room Number on top so that the Juror can find their packet alphabetically. Contents should include any other documents found in the "Juror" section of the Director Files that you wish to provide. (Juror schedules are optional)

4 Days Out (Tuesday before event):

- Remind teachers or re-send basic instructions for event day including maps, arrival schedules, etc.
- Remind teachers that if their payment hasn't arrived in the TAEA Office by Event Day, they must get confirmation that their payment has been processed and sent to turn in at Teacher Check-In.

2 Days Out (Thursday before event):

- Print Teacher labels and attach to bags for Control Room sorting (students can do this).
- Print extra worker job descriptions, Worker spreadsheet for Teacher Registration, User spreadsheet for Control Room, signs for Control Room, wireless passcode instructions.
- Meet with your student workers to go over job descriptions and instructions (you or Site Director).

1 Day Out (Friday before event): ***HAVE A SUB ARRANGED!!!***

- Click "Clear Assignments" to make sure that Qualifications are completed.
- Click "Process DNAs" button to assign DNA ratings to uncertified/unqualified entries.
- Check with Jury Lead to make sure the Juror List is as accurate as possible.
- Run scheduler one last time so that juror and teacher schedules are accurate now that jurors are finalized, and DNAs are processed.
- ***DON'T CLEAR /RE-RUN SCHEDULER AGAIN!!! You'll lose all DNAs.***
- Print Interview Schedule for teachers and put into their folders.
- Print Interview Schedule for jurors and put into their folders (optional).

Texas Art Education Association ©2026

- Print JRF stickers and put alphabetically into folders/boxes for the Sticker Station. If the event is medium-large, divide the alphabet up into separate tubs (e.g. A-F tub 1, G-M tub 2, etc.). ***JRF stickers are printed by TEACHER name, not Student name.***

1 Day Out (Friday before event):

- Make a list from "Regional Payment Status" of teachers whose payments still haven't reached the TAEA office. Make a note for their Check-In folder so that Registration Workers know to collect payment confirmation so students can be interviewed.
- Load and transport all VASE materials to site if needed.
- After school is out, set up Control Room, Teacher Check-In, Sticker Station.
- Have students available to help the Site Director place signage and set up 4-5 chairs outside each Juror Room.
- Give "unlock" order to opening custodian if needed.
- Set up a coffee pot (water, coffee) in Juror Room so it can be turned on as soon as you arrive at the site or put it on a timer. Big coffee pots take an HOUR to brew!
- Make sure snacks & drinks are ready to go for Jurors and paid workers (plus water for volunteers).

Day of Event: arrive at 5:30-6:00am, ***START JUROR COFFEE FIRST***, run the event, put out "fires," see other job descriptions for event jobs.

- Morning: Stay near Juror Hallway(s) along with On-Site Qualifier; check in Control Room regularly.
- ***Check DQ Audit several times during the day!***
- ***Don't Forget To Eat Lunch!!!***
- Afternoon: Control Room, Juror Training room to make sure all entries are accounted for. Then move with Jurors to Area Judging.
- Clean up after State Artworks are secured and teachers/students have checked out and gone home.
- ***Release scores!***
- Go home yourself and put your feet up.

Monday after Event:

- Send Congratulations to Teachers and District Administrators with event stats (Regional Participation Data).
- Thank yous go to: Jurors, Workers, Principal, other Directors who may have helped.
- Mail/Email to TAEA in Dallas: reimbursement requests + receipts.

One week after Event:

- Finish entering data in your Regional Budget Spreadsheet. Do not count any workers or jurors who were absent.
- Download Regional Worker Payment Form; delete any workers or jurors who were absent. Audit the two against each other for accuracy.
- Email to State HS VASE Director: completed budget form and Regional Payment spreadsheet for all jurors and workers.
- When you receive it, send initial State Event information to State Qualifying teachers; tell them that the State Event Director will also be contacting them with further State Event information.

April: State VASE Event!

May: Procure site for next year's event!

Texas Art Education Association ©2026

Examples of HS VASE Forms

High School VASE uses several forms that must be filled out by students and teachers as they submit VASE Entries.

VASE Jurors fill out Juror Rating Forms, based on Visual Art TEKS (state standards).

The following pages contain examples of these forms.

Texas Art Education Association ©2026

Sample Student Intent and Artwork Identification Form

TAEA Region #	Texas Art Education Association Visual Art Scholastic Event Student Intent and Artwork Identification Form *(place JRF sticker here)*	Division	Entry ID
93		2	326050 For Office Use Only

Name of Participant	2D / 3D	AP / Dual / Studio	Credits	Animation / Interactive / Functioning Entry Video URL:
Name, Student	2D	N	1.5	

Teacher / Sponsor:	Teacher Name	School:	Anywhere High School
TAEA Membership #:	12345	School District:	ANYWHERE ISD
Artwork Title:	I Am a Unique Creative Title	Artwork Size (W x H):	16 in. x 20 in.

1. Sources for Your Artwork — Check all that apply to your artwork. All sources must be uploaded into one Reference PDF (10MB max), and follow YASE guidelines. When a box is checked, a corresponding source MUST be included in the Reference PDF.
Not Uploaded

☐ I worked from one or more original photos. They are either photos I took myself, directed someone else to take of me, or belong to my family as part of our history.	Who took the photo(s), when and where?
☐ I worked from one or more original sketches.	
☐ I worked from observation and / or my imagination. ☐ Check here for original photography entries.	

2. Student Research and Application to Work — Explain the purpose or message of your artwork or any artist's works or styles that may have influenced you. (min. 40 words, max. 100 words)

3. Execution and Technique: What medium/media did you use to produce your artwork? Why did you choose this medium/media? (10 word min.)

If any digital applications or processes were used for any part of your artwork, explain all. (no min/max)

Explain how you produced this artwork (medium/media, technique, and / or process). (min. 40 words, max. 100 words)

Explain the most important elements and principles you used to develop this artwork. (smin. 40 words, max. 100 words)

4. Aesthetics and Critical Judgment — Describe the aesthetic and critical decisions you had to make while creating this artwork and why you made them. (min. 40 words, max. 100 words)

5. Personal Expression — In what ways does this artwork represent your individual point of view, imagination, creativity, and individuality?

I certify that this artwork was produced under my direct supervision and that I have examined it and its sources and found it to be acceptable for students, our school, and our community. I have read and agree to uphold all rules, regulations, policies, and the Code of Ethics of the TAEA Visual Arts Scholastic Event.

Teacher / Sponsor's Signature *Teacher Electronic Certification* Date

Texas Art Education Association ©2026

Sample Student Agreement and Artwork Release Form

TAEA Region #	Texas Art Education Association Visual Art Scholastic Event	Entry ID
93	Student Agreement and Artwork Release Form	326050 For Office Use Only

Name of Participant	2D / 3D	AP	Credits	Division
Name, Student	2D	N	1.5	2

Teacher / Sponsor:	Teacher Name	School:	Anywhere High School
TAEA Membership #:	12345	School District:	ANYWHERE ISD
Artwork Title:	I Am a Unique Creative Title		

Student / Parent / Guardian Agreement

- I agree to abide by all TAEA Visual Arts Scholastic Event regulations and Code of Ethics.
- I agree to allow my artwork to be displayed and critiqued by selected jurors in conjunction with the Texas Art Education Association's Visual Arts Scholastic Event on both the Regional and State level. In doing so, I release TAEA and its agents from any and all responsibility in the event of loss or damage to my artwork.
- I agree to allow my artwork to be exhibited, displayed electronically on the TAEA and VASE Website, photographed, and/or published in educational, non-profit visual art publications and exhibitions chosen by the TAEA and waive any receipt or compensation for same.
- If my artwork is selected for Gold Seal recognition, I agree to allow it to be exhibited at the TAEA annual Conference. I understand this will require my artwork to be in the possession of the TAEA from the conclusion of the State Event until November of the following school year.
- Through Gold Seal recognition, I understand that the image(s) submitted may be used in the development of a TAEA, Texas Commission on the Arts (TCA) and Texas Education Agency (TEA) initiative and may or may not be shown as part of a live exhibition, on-line, and/or appear in a reproduction series or book that may result. I understand that the materials may be utilized on-line and in publication form and that graphic images published within the World Wide Web are not fully protected under copyright laws. With this in mind, I release such images as have been submitted with the intention of exhibition and presentation at the facilities of the TEA and the TCA and other venues selected by the TAEA.
- I understand that it is my responsibility as the artist to secure written permission / consent, where possible, from any live model to use their image in an artwork and that this image may be used by the TAEA for live exhibition, online, and / or appear in a reproduction series or book that may result.
- Permission is also given to list the student's name, age and school facility of origin within the information used in the exhibition(s), on-line, and/or in any related newspaper article, newsletters and educational publications.

Student Signature _____ Age _____ DOB _____

Parent / Guardian Signature _____ Date _____

(Required if student is under 18 years of age)

Teacher Instructions / Agreement

I certify that I have examined this artwork and found it to be acceptable for students, our school, and our community. I have read and agree to uphold all rules, regulations, policies, and Code of Ethics of the TAEA Visual Art Scholastic Event.

Teacher / Sponsor's Signature _____ Date _____

Teachers must present this form for each individual work of art to be juried. Do not attach this document to the artwork. All forms must be signed, scanned / photographed, and uploaded into the online entry. Failure to do so by the upload deadline will result in a DNA rating (Did Not Appear).

Texas Art Education Association ©2026

Sample Artwork Invoice

Texas Art Education Association
Visual Art Scholastic Event

2023 Regional Teacher Invoice

TAEA Region #
93

Invoice #
2023-93-HSVASE-79154

Teacher / Sponsor:	Teacher Name	**TAEA Membership #:**	12345
School District:	**ANYWHERE ISD**		Anywhere HS
Current Reservations:	3	**Amount Due:**	$51.00

Reservations will be closed 2/1/2023.

Attention District Accounting Office

Payment By Credit Card

Payment can be made by credit card by going to http://payments.taea.org/. Payments are due no later than 3/1/2021. You may make this payment yourself or provide this invoice to the appropriate person with your school / district so that they will be able to make the payment at that website address themselves. If you are using a personal credit card, please ensure that your school / district does not have restrictions about reimbursing charges on personal credit cards. TAEA is not responsible if you do not get reimbursed, so please follow the appropriate procedures for your school / district. If using a school / district credit card, please ensure that you follow the appropriate procedures for use of that credit card.

Once payment has been made, you will be able to print out your invoice again, which will reflect your payment and serve as a receipt.

Payment By Check

Payment *and* a copy of all applicable invoices must be received by the TAEA Office no later than 3/1/2021. *Failure to include the invoice(s) will delay application of the payment to the appropriate entries.* Please allow 5 working days for delivery.

Make checks payable to: TAEA. Please include Invoice Number 2022-93-HSVASE-79154 on the check or on a note attached to the check.

Mail payment *and* a copy of this invoice to:

TAEA Office — VASE
14070 Proton Rd.
Suite 100
Dallas, TX 75244

Texas Art Education Association ©2026

Sample Regional Juror Rating Form

TAEA Region #	Texas Art Education Association Visual Art Scholastic Event	Entry ID - 328050 Room - Time Slot -
93	Regional Juror Rating Form	For Office Use Only

Name of Participant	2D / 3D	AP	Credits	Division
Name, Student	2D	N	1.5	2

Teacher / Sponsor:	Teacher Name	School:	Anywhere High School
TAEA Membership #:	12345	School District:	ANYWHERE ISD
Artwork Title:	I Am a Unique Creative Title		

Student Interview	Score : (Circle One) Low = 1 High = 4
Student Research and Application to Work — Explain your purpose (assignment or individual) in developing this artwork and describe how you achieved that goal. Describe any influences from your study of art history, artists, or art periods and styles that have contributed to the development of this artwork.	1 2 3 4
Execution and Technique - Identify the technical skills related to the medium / media employed in this artwork.	1 2 3 4
Use of Elements and Principles of Art - Explain how you selected and organized the visual aspects of this work.	1 2 3 4
Aesthetics and Critical Judgment - Describe the aesthetic and critical decisions involved in developing this work from original concept to finished product.	1 2 3 4
Personal Expression - In what ways does this artwork represent your individual point of view, imagination, creativity, and individuality?	1 2 3 4
Student Interview Total	
Artwork Evaluation	Low = 2 High = 8
Purpose - Execution of intent (State of Research & Application to Work). There is evidence in the artwork of the student's effort to achieve the stated purpose.	2 4 6 8
Technique - The use of media and tools (Execution & Technical Skill). The student chooses and controls media and tools effectively to enhance the appearance of the work	2 4 6 8
Personal Expression - The degree of imagination, creativity and individuality. Expression is unique and fully developed to present fresh concepts in ways that are imaginative and inventive.	2 4 6 8
Organization - The use of elements and principles of art. Uses elements and principles effectively, choosing those which enhance the overall appearance of the work.	2 4 6 8
Integration - Suitability of expression, organization and technique to purpose through aesthetic and critical judgment. The work integrates expression, organization and technique through evaluation, revision and elaboration to achieve an effective interpretation of all aspects of the purpose.	2 4 6 8
Artwork Evaluation Total	

General Comments & Suggestions

Total Score ____ **(Student Interview Total + Artwork Evaluation Total)** **Juror's Room #** ____

Scoring Range: (15 - 24 - 1) (25 - 36 - 2) (37 - 50 - 3) (51 - 60 - 4)

Rating will be highlighted

1 2 3 4

Signature of Juror

Date

Texas Art Education Association ©2026

TAEA - State VASE

State High School Visual Arts Scholastic Event

Texas Art Education Association ©2026

High School State Event Overview

What

A TAEA visual art event recognizing exemplary high school student artwork at the state level. This recognition represents the pinnacle of artistic success in the VASE program. The State Visual Art Scholastic Event is the highlight of all VASE events.

Who

High school students who receive a Rating IV during the judging process at a regional event are eligible to advance to State through a second round of judging called Area Judging. Students are notified after the regional event if their artwork will advance to the State Event.

Cost

Each individual entry requires a $20 entry fee to cover cost of judging, site rental, website management, accounting, medals and/or handling.

Where

All state qualifying artwork will be stored with the Regional Director until the State Event. Directors deliver state qualifying works to the State Event at San Marcos High School in San Marcos, TX.

When

The State Event is scheduled for the last weekend in April.

Leading up to the State Event

- Make travel arrangements to San Marcos, TX.
- In late March, qualifying student attendance is marked by the sponsoring teacher on the VASE website indicating if the student is attending the State Event.
- In late March-early April, qualifying students and teachers register online for State Event workshops.

Adjudication — Friday before State VASE

- Adjudication takes place on Friday. There are no student interviews at the State Event.
- Only designated personnel is allowed on-site Friday.

Texas Art Education Association ©2026

- All artwork is displayed in an exhibition after judging has concluded.
- Exemplary works will be designated with a Rating IV State Medalist label displayed on the artwork name tag.

Day of the State Event

- State qualifying teachers check-in and receive a packet containing event programs, maps, and directions for collecting artwork and teacher check-out.
- State qualifying students and teachers attend an Opening Ceremony, workshops, and a Closing Ceremony.
- All State qualifying artwork will be available for viewing in the exhibition spaces.
- Lunch is on your own. Limited options will be available onsite.
- State VASE T-shirts, letterman patches, and other items will be available for purchase.
- A list of recommended local hotels is posted on the State VASE homepage menu.
- College and University art representatives from all over the United States review student portfolios which can result in admissions acceptance and scholarships. See State VASE Portfolio Review link on State VASE homepage menu.

Gold Seal

- Gold Seal recipients will be recognized during the Opening Ceremony. Look for Gold Seal tickets in the teacher check-in packet and check-in for special seating.
- Gold Seal recipients will be draped with a gold medal during the Opening Ceremony.
- Gold Seal artworks will be displayed in a special exhibition during the State Event.
- Gold Seal artwork participates in a traveling exhibition starting after the State Event and concluding at the TAEA State Conference.

At the end of the State Event

- Teachers review checkout directions provided in the teacher check-in packet. Directions are also posted on the website under the homepage menu.
- Teachers collect artwork after the Closing Ceremony.
- Collect all artwork and packing materials before checking out.
- Teachers checkout with the Regional Director after collecting artwork.
- Rating IV State Medallions are draped on students, and are provided at teacher checkout for students not present.

After State VASE

- Images of Gold Seal and Rating IV artwork will be published on the website.
- Scholarship recipients will be posted on the website. Recipients from previous events are currently posted.

Texas Art Education Association ©2026

High School State Event Rules & Policies

Section IV.1: STATE VASE Rules & Policies 2022-23

(A) The ***State Visual Art Scholastic Event*** is held annually, in April, at a site recommended by the State Directors of VASE and approved by the TAEA Executive Board. All of the same rules and policies for the Regional Events apply to the State Event.

(B) **Regional Directors** are required to re-qualify all artwork advancing to the State VASE event in collaboration with the region's Jury Foreman and Qualifications Foreman. If any work is discouraged to be in violation of any VASE rules, it will be disqualified and teachers will be notified immediately.

(C) **The Regional Director** keeps and transports all State-qualifying artwork to the State Event. At the Regional Director's discretion, the assistance of the teacher may be required to transport any artwork that is large, fragile, valuable, and/or exceptionally heavy both to and from the State event/TAEA conference.
(1) There is no student interview at the State Event. Jurors will assign each artwork a Rating using the *State VASE Juror Rating Form* based on the quality of the work as it meets the criteria or standard for State VASE artwork and the student's written comments on the *Student Intent and Artwork Identification Form*.
(2) A separate entry fee is required for each artwork that advances to the State Event.
(3) Student artists who receive a Rating IV- Exemplary at the State Event will be awarded with a state medallion and will be named an *All-State Artist* by TAEA and VASE. The artwork created by these students will be featured on the VASE website.
(4) **AWARDS: State Medallions** are awarded at the State Event to those students receiving Rating IV-Exemplary; or Rating V-Distinguished (Gold Seal).

(D) **Teacher responsibilities for State VASE:**
(1) All entry fees and State invoices must be received by the TAEA Office before an artwork can be juried.
(2) Sponsor Teachers must check-in and check-out with their Regional Director at the State Event and provide a *State Entry Certification Form* and *State Teacher Checklist*.
(3) All artwork, awards, and packing materials must be removed from the event site at the conclusion of the Awards Ceremony, on the day of the event. *State Juror Rating Forms may be printed by sponsor teachers once they are released by the State Event Director.*

Section IV.2: STATE ADJUDICATION PROCEDURE

(A) **Student participants** are not present for the State Adjudication process.

(B) A **juror** will score the artworks based on the *State Juror Rating Form*.

(C) **Artwork may be disqualified** at the State VASE event. The State Director of High School VASE, the State VASE Event Director, and the State Jury Lead will collaborate to determine qualification. The artwork may be referred for qualifications review by a State VASE Juror, Regional Director, or State VASE Worker. Regional Directors will be consulted before disqualification is determined. If artwork is disqualified, jurors will still give student growth comments on the State Juror Rating Form, but a status of "No Rating" will be given in lieu of a numeric rating. The artwork will still be hung in the

Texas Art Education Association ©2026

State VASE show. Regional Directors with disqualified artwork must notify the teacher of the disqualified artwork by 5:00PM on the Friday of the State VASE event in order for the student and parents to be notified by the teacher in a timely manner.

(D) The State Event Venue may choose not to display artwork that does not align with community standards. Such decisions will not affect the artwork's eligibility for adjudication or advancement within the VASE process.

(E) **The artwork will receive a score** based on a point system of 8 (accomplished) to 20 (exemplary) for that student's division.

(1) **Scoring Criteria, Student Expectations, and Rating Descriptors**

(a) The juror will assign **Artwork** scores based on the following criteria while considering the rating descriptors:

i. ***Purpose:*** Execution of intent (State of Research & Application to Work). There is evidence in the artwork of the student's mastery in achieving the stated and visual purpose.

ii. ***Technique:*** The use of media and tools (Execution & Technical Skill). The student chooses and controls media and tools with mastery to enhance the appearance of the work while exhibiting a high level of skill.

iii. ***Personal Expression***: The degree of imagination, creativity, and individuality. Expression is unique and fully developed to present fresh concepts in ways that are imaginative, original, and innovative.

iv. ***Organization:*** The use of elements and principles of art. Uses elements and principles with mastery, choosing those which enhance the overall appearance of the work.

v. ***Integration:*** Suitability of expression, organization, and technique to purpose through aesthetic and critical judgment. The work integrates expression, organization and technique through evaluation, revision, and elaboration to achieve and communicate an effective interpretation of all aspects of the creative process.

(b) **Student Expectations according to Division Level:** Jurors keep student level expectations in mind as they consider whether or not the student masters the scoring criteria.

i. ***Division IV:*** Students demonstrate an understanding of and ability to apply the elements and principles of design in their own creative style, display a disciplined attitude toward a variety of visual phenomena, display highly advanced technical skill in the production of quality works of art, and impact the viewer by: successfully communicating intent, the overall aesthetic appearance, and the uniqueness of vision.

ii. ***Division III:*** Students demonstrate an understanding of and ability to apply the elements and principles of design in their own creative style, display a disciplined attitude toward a variety of visual phenomena, and display highly advanced technical skill in the production of quality works of art.

iii. ***Division II:*** Students demonstrate an understanding of and ability to apply the elements and principles of design in their own creative style, display a disciplined attitude toward a variety of visual phenomena, and display advanced technical skill in the production of quality works of art.

iv. ***Division I:*** Students demonstrate an understanding of, and ability to apply the elements and principles of design in their own individual creative style, and display technical skill in the production of quality works of art.

(c) **Rating Descriptors:** Jurors will evaluate artwork in each classification by employing the following rating system to designate the degree of proficiency in which the student developed the VASE standards leading to the level of artistic quality within their work:

RATING V – Distinguished *(given only to Gold Seal Artwork)*
RATING IV – Exemplary *(in meeting the state criteria)*
RATING III – Superior *(in meeting the state criteria)*
RATING II – Excellent *(in meeting the state criteria)*
RATING I – Accomplished *(in meeting the state criteria)*

Scoring Continuum

V	IV	III	II	I
Distinguished				**Accomplished**

(2) **The juror will include written comments** with suggestions as a positive and immediate feedback. **The juror's decision is final**. The State VASE Jury Lead will certify all State results.

Texas Art Education Association ©2026

(A) **The State VASE Event** Director or appointee will be responsible for *verifying* the *Juror Rating Forms* and medals and/or certificates by division for all event participants.

(3) **Scheduling Formula:** Thirty (30) entries per juror.

(4) **Jurors** will evaluate artwork by employing the following rating system to designate the assessment score assigned to an artwork:

Points on *State Juror Rating Forms* for State Event
Rating V Distinguished = Gold Seal
Rating IV Exemplary = 17-20
Rating III Superior = 13-16
Rating II Excellent = 9-12
Rating I Accomplished = 5-8

(5) **Awards:**

(a) **State Medallions** are awarded at the State Event to those students receiving a Rating IV, Exemplary.

(b) **Gold Seal Medallions** are awarded at the State Event to those students receiving a Rating V, Distinguished.

Section IV.3: GOLD SEAL

Artworks receiving a Rating IV-Exemplary at the State Event are eligible for consideration for the highest honor in VASE, the *Gold Seal Award*. The State VASE Jurors will select artworks that represent the goals of VASE and exemplary examples of concept, technique, craftsmanship and creativity in student artwork.

(A) The number of pieces of artwork selected for this award shall not exceed seven percent (7%) of the total number of artworks qualified for the state event.

(B) Students selected as Gold Seal will receive a rating of 5-Distinguished on the State Jurors Rating Form.

(C) Students selected as Gold Seal winners will receive a Gold State Medallion and their artwork will be exhibited in a variety of venues across the state, culminating with the *Gold Seal Exhibition* at the annual TAEA Fall Conference. To protect a student's *Gold Seal* artwork, **any** artwork entered that is too fragile to travel may not be transported or exhibited at selected venues outside of the state event.

(D) Gold Seal exhibition venues may choose not to display artwork that does not align with community standards. Such decisions will NOT affect the artwork's Gold Seal rating or status.

Texas Art Education Association ©2026

Example of State VASE Event Agenda

This example is of a general State VASE Event Agenda without specific times.

Texas Art Education Association ©2026

MONDAY, MARCH 23, 2026 – FRIDAY, APRIL 3, 2026

Participant can sign up for a potential Scholarship Workshop ticket.

- Teachers must mark students 'Yes' for they are attending the State VASE Event before you register students for any Workshops and/or Portfolio Review.

MONDAY, APRIL 6, 2026 – FRIDAY, APRIL 15, 2026

Student Workshops and Portfolio Review online registration dates.

- Teachers must mark students 'Yes' for they are attending the State VASE Event before you register students for any Workshops and/or Portfolio Review.
- Teachers should mark all non-attending students as 'No' for they are not attending the State VASE Event.

FRIDAY, APRIL 24, 2026

Judging: Entire Campus *(Districts schedule off-site tours directly with the venue.)*

- Only State VASE staff and jurors are allowed on site Friday during judging.

Be on the lookout for more information about a potential Artist Collective Event. For planning purposes, if we can make this event happen, it would most likely occur from 7:30pm – 9:30pm.

SATURDAY, APRIL 25, 2026

Teacher Check-in: Main Hallway of San Marcos HS near Cafeteria

- Take students to SAC Field before checking in.

Regional Directors will give each teacher (one each for teachers and students)**:**

- ✓ School Map
- ✓ 2026 State VASE Event Program
- ✓ ID Badge
- ✓ Gold Seal Certificate (if applicable)
- ✓ Memorial Scholarship Award Certificate (if applicable)

On-Site Workshop Registration: Main Street of SMHS

- Only teachers may register students for available workshops located near the Library.

Orientation & Welcome: Student Activity Center (SAC) Field

- **Spirit of VASE Award Presentation**
- **Gold Seal Awards Presentation**
  - Seats are assigned and labeled in alphabetical order by region.
- **Memorial Scholarship Awards Presentation**
  - Section row(s) will be reserved behind the Gold Seal seating section.

Session I and Session II: Workshops and Portfolio Review

- Various campus locations.

Student Exhibitions: 2D - Competition Gymnasium; 3D - Practice Gym; Gold Seal – SAC Gym

Texas Art Education Association ©2026

Lunch - On Your Own: Your choices are purchase items from the available food booths on-site, have food delivered, or go off-site for lunch; the City of San Marcos does not allow food trucks to enter the city; therefore, food trucks will not be available to purchase food.

College & University Portfolio Review: Room 905 (No appointment needed)

Student Exhibitions Close:

- You will be asked to exit the exhibition area and return to the Student Activity Center (SAC) Field for the 2026 State VASE Closing Awards Ceremony.
- Collect artwork after the Closing Awards Ceremony.

Collect Scholarship Workshop Artwork:

- 2D will be returned at Teacher Checkout from your Regional Director.
- 3D Scholarship Artwork will be available for pickup in the Workshop Room location (Room 900).

Closing Awards Ceremony: Student Activity Center (SAC) Field

- Scholarship Awards Presentation

Dismissal of Regions: Student Activity Center (SAC) Field

- In order to minimize congestion and frustration, regions will be released in 10-minute intervals to collect student artwork from the Practice and Competition Gyms.
- All schools and participants should wait until their region has been called.
- FYI…the State VASE participants who have traveled the farthest will be dismissed first. This is intentionally planned so that these distant teachers and students arrive home closer to midnight versus 3am when accidents are more likely to occur.

Strike Exhibitions: 2D - Competition Gymnasium; 3D - Practice Gym

- Name badges / Colored stickers will be required and checked before any Teacher / Sponsor is allowed to enter the exhibitions during the takedown process.
- Only a State VASE qualifying teacher and a maximum of 2 helpers may enter exhibitions to collect artwork.
- 3D boxes will most likely be near the student artwork area in the Practice Gym. If it cannot be found in the practice gym, it will be in the Box Storage hallway which is behind the Practice Gym.
- Gold Seal artwork will remain in TAEA's possession until the TAEA Annual Conference in November 2026 at The Moody Gardens Hotel located in Galveston, TX. The Gold Seal artwork is a traveling show that will be showcased in several exhibitions across the State until the conclusion of the state conference in November 2026.

Teacher and Student Artwork Checkout: Main Hallway of San Marcos HS

- An overview of the checkout process will be provided in both the teacher check-in envelope and online.

Texas Art Education Association ©2026

STATE VASE EVENT
TEXAS ART EDUCATION ASSOCIATION

Sample State Juror Rating Form

High School VASE uses several forms that must be filled out by students and teachers as they submit VASE Entries (examples p. 87-90).
These forms are part of both Regional and State Adjudication.

State VASE Jurors fill out State Juror Rating Forms, based on Visual Art TEKS (state standards).
The following page contains an example of this form.

Texas Art Education Association ©2026

Sample State Juror Rating Form

TAEA Region #	Texas Art Education Association Visual Art Scholastic Event	Entry ID - 293813
93	State Juror Rating Form	For Office Use Only

Name of Participant	2D / 3D	AP	Credits	Division
Name, Student	2D	N	2.0	2

Teacher / Sponsor:	Teacher Name	**School:**	Anywhere High School
TAEA Membership #:	12345	**School District:**	ANYWHERE ISD
Artwork Title:	I Am a Unique Creative Title		

Artwork Evaluation	Low = 1 High = 4
Purpose - Execution of intent (State of Research & Application to Work). There is evidence in the artwork of the student's effort to achieve the stated purpose.	1 2 3 4
Technique - The use of media and tools (Execution & Technical Skill). The student chooses and controls media and tools effectively to enhance the appearance of the work	1 2 3 4
Personal Expression - The degree of imagination, creativity and individuality. Expression is unique and fully developed to present fresh concepts in ways that are imaginative and inventive.	1 2 3 4
Organization - The use of elements and principles of art. Uses elements and principles effectively, choosing those which enhance the overall appearance of the work.	1 2 3 4
Integration - Suitability of expression, organization and technique to purpose through aesthetic and critical judgment. The work integrates expression, organization and technique through evaluation, revision and elaboration to achieve an effective interpretation of all aspects of the purpose.	1 2 3 4
Artwork Evaluation Total	

General Comments & Suggestions

Total Score ☐ **(Artwork Evaluation Total)** **Juror's Room #** ☐

Scoring Range: 5 - 8 = 1 (Accomplished) 9 - 12 = 2 (Excellent) 13 - 16 = 3 (Superior) 17 - 20 = 4 (Exemplary)

Rating (Rating is highlighted)

1 2 3 4

Signature of Juror _____ Date _____

☐ **V (5) DISTINGUISHED — GOLD SEAL** — This artwork has been evaluated by a panel of certified jurors and has earned a rating of ***V (Five) which distinguishes this artist for achieving the VASE highest recognition for commended artistic merit***. This artwork exhibits exceptional mastery of artistic vision, creativity, skill and technique; while attaining exemplary visual impact, fully developed concepts, and reflective artistic judgment. This artwork shall be recognized in the prestigious VASE Gold Seal Exhibition.

Texas Art Education Association ©2026

Certificate of Registration

This Certificate issued under the seal of the Copyright Office in accordance with title 17, *United States Code*, attests that registration has been made for the work identified below. The information on this certificate has been made a part of the Copyright Office records.

United States Register of Copyrights and Director

Registration Number
TX 9-225-478
Effective Date of Registration:
January 24, 2023
Registration Decision Date:
February 17, 2023

Title

Title of Work: TAEA - Visual Arts Scholastic Event Program Manual

Completion/Publication

Year of Completion: 2022
Date of 1st Publication: September 01, 2022
Nation of 1st Publication: United States

Author

- **Author:** Texas Art Education Association
Author Created: text
Work made for hire: Yes
Citizen of: United States

Copyright Claimant

Copyright Claimant: Texas Art Education Association
14070 Proton Road, Suite 100, Dallas, TX, 75007, United States

Limitation of copyright claim

Material excluded from this claim: Logos and forms

New material included in claim: text

Certification

Name: Corey Field
Date: January 24, 2023

Page 1 of 1

Texas Art Education Association ©2026