



YOUTH ART MONTH 2022-2023



Cover Art by Ana R., 9th Grade, New Caney ISD



YOUTH ART MONTH™



Youth Art Month (YAM) is an annual observance held each **March** to emphasize the value of art education for all children and to encourage support for quality school art programs. Youth Art Month was created in **1961** by the Art and Creative Materials Institute (ACMI), a non-profit association of art and craft materials manufacturers, in cooperation with the National Art Education Association, NAEA. In 1984, ACMI created the Council for Art Education (CFAE) to administer the national Youth Art Month program and encourage funding for the program. Current members of the Council include: ACMI, which provides all administrative support and the majority of the funding for National Youth Art Month; NAEA, whose members carry out local Youth Art Month activities and whose state affiliates help fund state Youth Art Month programs; The SHIP, a group of art materials exhibitors at the annual NAEA Convention; and the General Federation of Women's Clubs, a volunteer organization dedicated to community improvement through volunteer service. Other involved organizations include the Association of Crafts & Creative Industries, Hobby Industries Association, and National Art Materials Trade Association.

To help promote observances, CFAE stimulates and coordinates Youth Art Month activities at the national level. The annual event, "School Flags Across the U.S....Flying High", is an example. Each year, state Youth Art Month chairpersons hold a student flag competition. A theme is selected that is representative of the individual state and the spirit of Youth Art Month. A design is selected and made into a flag. A celebration is attended by families, friends, teachers and U.S. legislators. The flags are flown in a place of prominence in Washington, DC for the remainder of March. In addition, flags are then displayed in the Youth Art Month booth at the NAEA Convention and in the ACMI booth at the NAMTA Convention before being returned to the individual state.

Each March YAM spotlights art education through governors' and mayors' proclamations, states' capitol events, and thousands of local exhibits. It has the endorsement and support of many U.S. Senators and members of Congress and state legislators who speak out on behalf of art education. The Council and NAEA encourage and assist state Youth Art Month Chairpersons, who are appointed by state art education association presidents, in their efforts to stimulate and coordinate state and local activities. These Chairpersons submit reports to the Council each year detailing their efforts and results.

At the NAEA Convention each year, the Council recognizes outstanding achievement at the state level by conferring awards on certain state chairpersons.

How do I get involved in Youth Art Month in my community? Anyone can start an observance. In most states, art educators organize observances and seek the support and help of others in their schools and community who have a genuine concern for quality art programs and are willing to work with others.

The Youth Art Month Theme for 2022-2023

"Your Art, Your Voice"

Youth Art Month is more than a state art exhibit of exceptional student works of art and a student designed flag. The month of March is the time to showcase visual art programs throughout schools, districts, communities and Texas.

March is designated as National Youth Art Month. It is recognized throughout the United States as an opportunity to celebrate and serve as an advocacy tool to promote the importance of student art in educating children as a whole. **Celebrate Youth Art Month in your schools; start planning today!**

March is the official month to step up and promote your successes and exhibit your students' art within the community. Exhibits are held throughout the nation showcasing strong visual art programs from public and private educational facilities.

The state of Texas promotes Youth Art Month celebrations utilizing community centers, educational service centers, local art associations, galleries, school districts, and individual classrooms as a vehicle to advocate the importance of the visual arts.

The growing acknowledgment of **March as Youth Art Month** in Texas has demonstrated support for the arts. Educational organizations such as the PTA and PTO, along with local and state officials presently participate and support the annual celebrations. **Youth Art Month is the single most important observance to advocate the strength of Texas visual art programs.**

Making your local YAM count! Advocating for Texas visual art programs begins with the visual art instructor. As educators, it is important that all activities and all media coverage are reported to the Texas YAM chairperson. Each district that submits a YAM report will be included in the Texas YAM report. **YAM reports can be submitted online or on paper ELECTRONICALLY only.**

A calendar is provided in this packet and online to assist educators in developing a working timeline to organize events and document successful ideas, promotions, competitions, and exhibits in celebration of Youth Art Month.

Recording exhibitions and activities is a vital part of YAM. Please take time to submit a report online or on paper and submitted electronically, to be included in our state report. Texas is a strong art education state; help show the nation how we promote our programs by submitting a report to be included in the state Youth Art Month Report.

When you are sharing your Youth Art Month Celebrations via Social Media, please tag TAEA at **#txYAM22**
Twitter - @Txarted or @TexasYAM, Facebook - @TexasArtEducationAssociation,
Instagram- @txarted.

All registration information may be found online at www.taea.org on the YAM page.

Thanks for supporting Youth Art Month!

Tiffany Silverthorne
TAEA YAM VP

Angela Coffey
TAEA YAM VP Elect



TAEA Youth Art Month Planner 2022-2023

AUGUST

- Online registration for TASA/TASB is August 15, 2022 to September 15, 2022 at www.taea.org

SEPTEMBER

- Submit work and forms to the shared folder NO ARTWORK WILL BE MAILED FOR TASA/TASB
- TASA/TASB Convention is in San Antonio, September 22, 2022-September 24, 2022

NOVEMBER

- Online registration of YAM State Capitol artwork is November 14, 2022 to December 9, 2022 at www.taea.org
- Attend the State Convention at the McAllen Convention Center, McAllen, November 10-12, 2022
- Visit the [YAM Information Booth](#) in the Exhibitor's area.
- **Attend the Youth Art Month meeting on November 12 (location TBA)**
- Plan a lesson using the YAM flag design (official form found in [YAM Book](#))
- Visit www.taea.org for past flag design winners and the YAM Book.

DECEMBER

- **Teachers** – Select **ONE** flag design from your class (must be an active TAEA member).
Scan Flag Form AND Parent Permission; email only to Tiffany Silverthorne at tiffany.silverthorne@gmail.com by December 16, 2022.
- **District Representatives** – Select your district's YAM Capitol Exhibit artwork. **Register and upload documents by December 9, 2022. DO NOT MAIL ANY ARTWORK UNTIL YOU HAVE BEEN CONTACTED ABOUT WHICH WORK TO SEND.**

JANUARY

- Request proclamations from school principal, superintendent, mayor and local elected officials. See page 8 for sample proclamation. Mail selected Capitol Exhibit work to:
Tiffany Silverthorne, TAEA VP YAM, % Gentry Junior School, 1919 E. Archer Rd, Baytown, TX 77521

FEBRUARY

- Finalize your district's plans for shows, exhibits, and other YAM celebrations.

MARCH – CELEBRATE YOUTH ART MONTH!

- **When you are sharing your Youth Art Month Celebrations via Social Media, please tag TAEA at #txYAM22 Twitter - @Txarted or @TexasYAM, Facebook - @TexasArtEducationAssociation, Instagram - @txarted**
- Hang student art shows, present slide shows during OPEN HOUSE and invite teachers to celebrate.
- Attend the YAM Capitol Exhibit. Participate in Big Art Day. **Document everything!**
- **Send info including links and videos to Tiffany Silverthorne, TAEA VP YAM at tiffany.silverthorne@gmail.com.**

APRIL – Online YAM Report submission will be open on or before March 15, 2022!

- Have students create special thank you notes for everyone who helped with YAM activities.
- Start your YAM scrapbook and share with administrators. *Save artwork for Texas Association of School Administrators/Texas Association of School Boards Show (TASA/TASB).*
- **Mail and postmark by September 2, 2022 for the fall 2022 Exhibit to:**
Tiffany Silverthorne, TAEA VP YAM, % Gentry Junior School, 1919 E. Archer Rd, Baytown, TX 77521

MAY

- YAM Report can be completed online or on paper and submitted ELECTRONICALLY only. **Deadline for online or paper ELECTRONIC submission is June 15, 2022 to tiffany.silverthorne@gmail.com.**

JUNE

- Submit your YAM Report/Scrapbook ELECTRONICALLY by June 15, 2022 to tiffany.silverthorne@gmail.com

TAEA Youth Art Month Timeline 2022-2023

August 6 – September 3	Online Registration: digital TASA/TASB Exhibit
November 14 – December 9	Online Registration: YAM State Capitol Exhibit
November 12	YAM Meeting at TAEA Conference at Embassy Suites, McAllen - Join us to celebrate the success of YAM 2022 - Come learn new ways to celebrate YAM in your district and community
December 9	Registration deadline for YAM Capitol Exhibit artwork, <u>after adjudication:</u> Mail to: Tiffany Silverthorne, TAEA VP YAM, % Gentry Junior School, 1919 E. Archer Rd, Baytown, TX 77521
December 16	Electronic deadline for YAM Flag Design Email to: Tiffany Silverthorne at tiffany.silverthorne@gmail.com
January 6	Notification of YAM Flag Design
January 6	Email acceptance notification into YAM Capitol Exhibit to District Representatives
January 6	Mail acceptance notification letters for YAM Capitol Exhibit to Superintendents
March 1 –31	Youth Art Month 2023
March 2	Celebrate Big Art Day!
March (TBA)	YAM 2023 Capitol Exhibition at the Bob Bullock Texas State History Museum
March (TBA)	YAM 2023 Celebration, Awards, and Reception at the Bullock
June 15	Online or paper submission <u>ELECTRONICALLY</u> only for district YAM Report/Scrapbook
July / August	Email to Tiffany Silverthorne at tiffany.silverthorne@gmail.com
August 5 – September 2	YAM VP's Report/ Scrapbook due to National YAM Chair
September 2	Online Registration Closes for 2023 TASA/TASB Exhibit
September 2	Postmark deadline for 2023 TASA/TASB Exhibit (subject to change, may be virtual submission for printing out)
September 29, 2023 - October 1, 2023	TASA/TASB Convention in Dallas



Ideas to Celebrate Youth Art Month in Texas

Request a YAM Mayoral Proclamation

Celebrate BIG ART DAY!

- Have local competitions with shows at libraries, banks, universities, community centers, museums, retirement homes, book stores, shopping malls, and more.
- Have an opening reception. Get publicity for your event.
- Send flyers with student artwork to principals.
- Give out prints of students' work in the community.
- Have an art day on your campus.
- Create a calendar of student artwork.
- Make paper ties for the staff at your school. Have students write their names and artist statements on the back.
- Make clay whistles and whistle for art.
- Talent shows; show off that student work.
- March for art; have a parade of artwork.
- Dress as your favorite artist.
- Create large kaleidoscopes then laminate them and hang over the lockers. Looks like real tiles.
- Create a silkscreen self portrait of each student.
- Invite guest artists to demonstrate to your students. Invite other classes and administrators to join you.
- Have an evening in Paris; decorate the halls, have the band/orchestra play; Culinary Arts serves cheese; have a raffle for student artwork and a "follies" show.
- Create art gifts for school board members and superintendent.
- Serve art cake to your staff. Do an artist cake.
- Create a traveling art journal.
- Do a school-wide collage based on an artist such as Faith Ringgold.
- Paint faces at lunch.
- Create a spring collage.
- Draw Blue Bell-like cows and do it in black and white.
- On hotel TVs, add YAM to the events tape that runs along the bottom – especially in Austin to highlight the State Capitol Exhibit.
- Have a Family Art Night.
- Have TV and newspaper coverage of YAM events.
- Have students create cards and have a card exchange.
- Do sidewalk chalk art.
- Create oil pastel resists.
- Sell ceramic art pins.
- Make torn paper collages.
- Have each student create a personal symbol.
- Fold origami mobiles.
- Make every teacher in your school a room sign.
- Create an Animoto music video of student work; share with parents, school board members and on

your webpage. <http://animoto.com>

- Show your diversity; have artwork reflect various cultures.
- Create art podcasts and share with teachers and school board members.
- Make banners and hang them in business offices.
- Get a YAM billboard in your town.
- Have a student artist of the day for every day in March.
- Create Gyotaku-inspired fish prints. Bring in art history.
- Release balloons with artwork attached – use the theme of World Peace.
- Have an art day with all levels of art students. Let them interact with each other.
- Make cut paper portraits.
- Have students donate their work to the PTA at a March meeting. Have these works include an artist's statement and a "thought to ponder." This would be a question students thought the viewer would wonder about while they viewed their work and that the student would be prepared to discuss in length.
- Auction artwork to fund art programs.
- Include very young artists and special needs students in all shows (Pre-K-12).
- Put YAM on your school marquee.
- Create posters from student artwork.
- Make Wind-powered art works, spinners, and/or decorative stakes to display in public areas in malls, offices, government buildings in planters, etc.
- Paint canvas murals to be hung in public places on fences, walls, light poles, etc.
- Plant gardens or flowers in public places
- Painted benches in public place (work with city government and/or parks)
- Clay bird baths or bird feeders for playgrounds or city parks
- Mosaic stepping stones for a pathway in a school or city park
- A walkway or path made of hand-painted river rocks

Document all YAM activities and events. Send photographs of all displays and events, plus copies of publicity to Tiffany Silverthorne, tiffany.silverthorne@gmail.com

When you are sharing your Youth Art Month Celebrations via social media, please tag TAEA at:

**#txYAM22 Twitter - @Txarted or @TexasYAM,
Facebook - @TexasArtEducationAssociation, Instagram - @txarted**

REQUESTING A YAM MAYORAL or GUBERNATORIAL PROCLAMATION or SCHOOL BOARD RESOLUTION

- Write a letter. Include the suggested proclamation and/or endorsement.
- Make a follow-up call. One week later is suggested.
- Your Mayor/Governor will read the information, approve the proclamation and have it prepared for his/her signature. After you pick it up, duplicate it for distribution.
- Include an appearance request. The Mayor/Governor's secretary will probably contact you regarding this matter.
- The Board of Education will usually add the request to the agenda. Public officials are usually eager to participate in YAM, **if you will just ask them!**

MAYORAL/GUBERNATORIAL PROCLAMATION

WHEREAS: YOUTH ART MONTH has been observed nationally and in many foreign countries since 1961 and has gained wide acceptance, and

WHEREAS: Art education is a viable academic endeavor and contributes educational benefits to all elementary, middle and secondary students to develop interests, skills, and aptitudes that will last a lifetime including the following: Art education develops students' creative problem-solving and critical thinking abilities; Art education teaches sensitivity to beauty, order, and other expressive qualities; Art education gives students a deeper understanding of multi-cultural values and beliefs; Art education reinforces and brings to life what students learn in other subjects; Art education interrelates student learning in art production, art history, art criticism and aesthetics, and

WHEREAS: Our national leaders have acknowledged the necessity of including arts experience in all students' education, and

WHEREAS: The City/State of _____ commends the Texas Art Education Association for its commitment to promote quality visual arts education, and

NOW THEREFORE, I _____, Mayor/Governor of the City/State of _____, hereby proclaim and officially recognize March 2023 as

YOUTH ART MONTH

All citizens are urged to become interested in and give full support to quality school art programs for children and youth.

IN WITNESS THEREOF, I have hereunto set my hand and the Official Seal of the City/State of _____, to be affixed this 1st day of March, 2023.

(NAME)
Mayor/Governor of the City/State of _____

Youth Art Month Report 2022-2023

Online submission available on the TAEA website!

A summary report of your Youth Art Month activities should be submitted to the VP YAM by one of the following persons:

- Local YAM chairpersons
- Area Art Education Association YAM chairpersons
- Art Educators in school districts that do not have a designated YAM chairperson
- Individual schools that promote YAM activities

IMPORTANT: All local reports will be organized into a state report (or scrapbook) for the National YAM organization. **Please use the enclosed report form when submitting your report ELECTRONICALLY.**

The ELECTRONICALLY submitted local report should include:

- The enclosed written summary report.
- Listing of monetary and in kind donations.
- Innovative ideas to bring awareness to the community about YAM.
- Copies of your scrapbook, documentation of photographs, news clippings, posters, printed programs, proclamations, and or endorsements.
- Evidence of increased support for art education in the local area.
- **Award(s) of Excellence** will be presented to at least one local YAM chairperson. Selection will be based on the extensiveness of YAM activities as well as thoroughness of the report.

ONLINE report form will contain the same information.

**COMPLETE ONLINE OR PRINT AND ELECTRONICALLY SUBMIT ALL REPORTS
BY JUNE 15, 2023 TO** Tiffany Silverthorne, tiffany.silverthorne@gmail.com

Online link will be live on or before March 15, 2023 at www.taea.org

Youth Art Month Report Form

(if you submit online, you may use this as a guide)

Name _____

Home Phone _____ School Phone _____

School District _____ School _____

Address _____

City _____ Zip Code _____

1. Number of years your school or district has sponsored YAM.
2. Number of years you have served as YAM local/TAEA chair.
3. Approximate amount of funds expended on YAM and list of sources.
4. Attach a list of community and state leaders proclaiming YAM.
5. Attach a list of cooperating educators along with their schools and cultural leaders.
6. Attach a list of art observances, exhibits and special activities.
7. Attach any newspaper clippings, photos and other types of publicity.
8. Include some examples of buttons, ribbons, certificates or other special materials that were created.
9. How has Youth Art Month increased support for art education in your region? Have jobs been saved? Has there been an increase in funding for art programs? Has there been an increase in TAEA membership or local art groups?
10. Attach a brief summary of Youth Art Month activities.

SIGNED _____ DATE _____

MARCH 2023

Sunday	Monday	Tuesday	Wednesday	Thursday	Friday	Saturday
			1	2	3	4
5	6	7	8	9	10	11
12	13	14	15	16	17	18
19	20	21	22	23	24	25
26	27	28	29	30	31	

Name _____ School _____

Proclamations by: _____

(Mayor, School Board, Principal, etc. - list names)

Publicity: _____ TV: _____

(Please include clippings/links to sites/videos/etc.)

Budget for YAM: _____ In-kind Support: _____

Community Partnerships (libraries/museums/business/awards/scholarships/etc.): _____

Observances, Exhibits, and Events: _____

How did YAM help you program? _____

Please fill out and email to Tiffany Silverthorne at tiffany.silverthorne@gmail.com.

Youth Art Month Flag Design 2022-2023

The Youth Art Month Theme for 2022-2023 is **"Your Art, Your Voice"**

Annually, during the month of March, student designed flags from every state are flown at the National Art Education Association Conference.

Use the official form as a class project. Have your students' flag designs judged and send **ONE DESIGN PER TEACHER** with a signed permission form to Tiffany Silverthorne, tiffany.silverthorne@gmail.com.

Must be electronically submitted by December 16, 2022.

The winning entry will be made into a flag and displayed at the National Flag Ceremony at the National Art Education Association Conference and at our TAEA State Conference. The student and teacher will be honored. Information about the National event will be sent to the winning teacher and student.

Texas YAM student Flag Entry requirements

- Each teacher who is a **current member** of TAEA may submit **ONE** entry. Teachers assigned to more than one campus may submit one entry for each campus.
- The design must be representative of Texas art and must incorporate the YAM theme in the design.
- Use the official form which is in this booklet AND on the TAEA website. Please fill in as much information electronically before printing, signing, scanning and emailing.
- **Scan and electronically submit complete student permission form with flag design.**
- The design must be in **2-D flat** colors for reproduction. **A maximum of 7 colors may be used in the design. Black and white count as color choices.** The design must fit within the space on the official form.
- Students in grades Pre K through 12 may enter, qualifying as Elementary, Middle, or High School Division submissions.
- **All flag entries must be electronically submitted by December 16, 2022.**
- The winning flag design will be announced by January 6, 2023.

Electronically submit complete student permission form and ONE flag design per teacher by midnight December 16, 2022 to Tiffany Silverthorne,
tiffany.silverthorne@gmail.com



Youth Art Month Official Flag Design Entry Form 2022-2023

Electronically submit complete Student Artwork Permission Form and **ONE** Flag Design per teacher by midnight, December 16, 2022 to Tiffany Silverthorne at tiffany.silverthorne@gmail.com. Entry must fit in the box on this form.

Theme: Your Art, Your Voice



Student Name: _____ Grade: _____

Teacher Name: _____ TAEA #: _____

Teacher Email: _____ School Name: _____

School Address: _____ City: _____

Zip: _____ School Phone: _____

This form must be accompanied by the signed artwork permission form and electronically submitted.



Rules and Guidelines

State Capitol Exhibit and TASA/TASB Exhibit

Entry Fee: Each entry will be assessed a fee at **\$10 per piece**. This fee helps to cover the cost of returning artwork, mailing notifications and printing programs and certificates.

ONLINE REGISTRATION IS MANDATORY FOR TAEA SPONSORED EXHIBITS.

Please check with your District Coordinator/Supervisor about the online registration process for your area.

Online registration: November 14, 2022 – December 9, 2022 for State Capitol Exhibit

After you have registered online, proofread ALL data entered. Check to make sure all names and addresses are entered correctly. Enter information using **normal punctuation and capitalizations**.

DO NOT USE ALL CAPS OR ALL LOWERCASE LETTERS WHEN ENTERING DATA. All artwork labels, mailing labels, certificates and program contents are generated from YOUR ONLINE ENTRY TYPING!

School District Rules and guidelines for entries:

- Over 25,000 students, eight (8) entries: \$80.00
- 10,000 to 25,000 students, six (6) entries: \$60.00
- Less than 10,000 students, three (3) entries: \$30.00
- Private and Single Schools, one (1) entry: \$10.00

Make checks payable to TAEA/YAM and mail directly to TAEA Headquarters, 14070 Proton Rd., Suite 100, Dallas, TX, 75244. Credit Card payments accepted by calling 972-233-9107 ext. 212

Requirements:

- A teacher who is a current TAEA member may submit ONE artwork. Teachers who teach on more than one campus may submit one artwork from each campus.
- Students in grades Pre-K through 12 may participate.
- Individual entries only – **NO GROUP PROJECTS**
- 2-D flat work, **please fix charcoal and pastels.**
- **3-D media, submit and mat one high resolution photo along with either two smaller additional view photos on the front OR a QR code to a short video or 3D rendered image. See artwork display example.**
- **NO STRETCHED CANVAS OR WOOD** – This artwork will not be hung as the display panels are made for lightweight work.
- **WHITE OR BLACK MAT ONLY**, no acetate, no frames or glass. Make sure all artwork is **securely matted (no thinner than 2 inches, no wider than 3 inches please) with a secure backing of cardboard.**
- Neat, high quality student work created within the calendar year should be sent.
- **NO COPY WORK or plagiarism. In keeping with the TEKS**, artwork must be original in thought, design, and execution. Copying or reproducing a published image is not original and will not be selected.
- Students' own photographs or student-directed photographs may be used as a source; **teacher's photographs should not be used.**
- **Artwork not meeting these requirements will not be selected.**

- Photographs that are painted or drawn over must be the student's original or student directed photograph, not one that has been published.
- Images should not be traced with the use of any projection device.
- **All entries must be created solely and exclusively by the student.** No one other than the artist of record may work directly on or manipulate any artwork entered in YAM or TASB; this includes parents, teachers/sponsors, private teachers, mentors, or other collaborators.
- **Artwork submitted for YAM or TASB may only be entered for one of these events.** If a work is shown, the same work may not be re-entered in the other event.
- Artwork content must be appropriate for the school, community and for young audiences. Artwork with questionable content will not be selected.

Labeling:

- **Use the student artwork permission form in this book, and on www.taea.org! Do not use older versions of this form. Please fill in the form electronically before printing to be sent home for parent signature.**
- **Make 2 copies of the completed student artwork permission form.** Attach the original to the artwork and keep one for your records. **The third is sent in the large envelope.**
- Ship all district entries in a sturdy, reusable box. **Please use the smallest box possible that is appropriate for the size of entries for storage purposes...a poster board box is ideal!**
- To prevent shipping damage, pack artwork in a flat cardboard box. You can tape the large envelope securely to the box or place it inside the box.
- In a large envelope, place the following:
 - **One copy of each complete student artwork permission form**
 - **District Artwork Inventory List**
 - **Thumbnail Images of all artwork submitted**

NOTE: TAEA is not responsible for damaged or lost artwork.

No artwork will be mailed unless selected, in which case you will be given explicit mailing instructions by the YAM VP.

THIS IS WHAT YOUR ARTWORK SHOULD LOOK LIKE

YAM Flag Design Contest: scan and email BOTH the YAM Flag Design Entry Form and the Student Artwork Permission Form

YAM State Capitol Exhibit

Please submit one high quality image of student work along with scanned Student Artwork Permission Form to the shared folder once registration is complete.


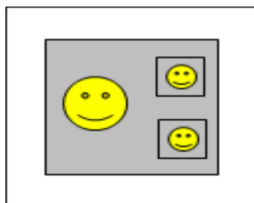

FRONT – ARTWORK

- WHITE OR BLACK mat (2”-3” please)
- Not too heavy to hang with Velcro dots
- Loose cover sheet (to protect artwork)
- Do not tape over the forms
- 3-D – one high-resolution photo with two smaller additional views or a QR code to a short video or 3D rendered image

BACK

- Sturdy backing (cardboard or mat board)
- Attach original Student/Parent Artwork Release Form
- Attach in the direction the art should hang OR draw an UP arrow indicating hanging direction

2D artwork example



3D artwork examples



STUDENT ARTWORK PERMISSION FORM
Youth Art Month Flag Design and
State YAM Exhibit 2022-2023



I agree to allow my art to be part of the Texas Art Education Association's exhibit. In doing so, I release TAEA and its agents from any and all responsibility in the event of loss or damage to my artwork. I agree to allow my art to be displayed, photographed and/or published for educational, non-profit, visual art publications and exhibitions, including TAEA's online gallery and Texas Education Agency(TEA).

District (Full Name) _____

Student Name _____ Grade _____

Title of Artwork _____ Art Level Course _____

Medium _____

School (Full Name) _____

School Address _____

City _____ Zip Code _____ Phone # _____

Prefix _____ Teacher's Name _____ TAEA # _____

Teacher's Email _____

Teacher's Home/Cell Phone _____

Prefix _____ Principal's Name _____

Principal's Email _____

Prefix _____ Superintendent's Name _____

Superintendent's Email _____

Superintendent's Address _____

City _____ Zip Code _____

Student Signature _____

Parent Name (please print) _____

Parent Signature (required if student is under 18) _____

*Parent Email _____

Student Address _____

City _____ Zip Code _____

Parent Home/Cell Phone _____



FORMA DEL PERMISO DEL ESTUDIANTE
Concurso de diseño de banderas del Mes del Arte Jovenil y
Mes del Arte Jovenil Estado Exhibición 2022-2023



Yo doy para que mi arte forme parte de la exposicion de Texas Art Education Association. Haciendo esto, yo quito toda responsabilidad a TAEA y a sus agentes en caso de perdida o dano a mi obra de arte. Yo doy permiso para que mi obra sea expuesta, fotografiada y/o publicada para propositoes educacionales, no lucrativos, publicaciones de arte visual y exhibiciones, como TAEA y TEA (Texas Education Agency), el exhibicion electronico.

Del Distrito _____

Nombre del Estudiante _____ Grado _____

Nombre de ilustraciones _____ Nivel de arte _____

Del trabajo de arte _____

Nombre del Escuela _____

Dirección del Escuela _____

Ciudad _____ Código Postal _____ Teléfono # _____

Nombre de la Maestra/Maestro _____ TAEA # _____

Correo electronico del Maestra/Maestro _____

Teléfono de la Maestra/Maestro _____

Nombre del Director de Escuela _____

Correo electrónico del Director de Escuela _____

Nombre del Superintendente _____

Correo electronico del Superintendente _____

Dirección del Superintendente _____

Ciudad _____ Código Postal _____

Firma del Estudiante _____

Nombre de los Padres (imprimir por favor) _____

Firma de los Padres (requerido si es menor de 18 Años) _____

* Correo electrónico de los Padres _____

Dirección del Estudiante _____

Ciudad _____ Código Postal _____

Teléfono de los Padres _____