

Texas Art Education Association 2010 YOUTH ART BOOKLET



Kertell Arnold

“ART SHAPES THE WORLD”


**CELEBRATE NATIONAL YOUTH ART
MONTH**



Welcome to Youth Art Month 2010

March is Youth Art Month

Youth Art Month, YAM, is an annual observance held each **March** to emphasize the value of art education for all children and to encourage support for quality school art programs. Youth Art



**Council for Art
Education, Inc.**

Sponsor of Youth Art Month

Month was created in 1961 by the Art and Creative Materials Institute (ACMI), a non-profit association of art and craft materials manufacturers, in cooperation with the National Art Education Association, NAEA. In 1984, ACMI created the Council for Art Education (CFAE) to administer the national Youth Art Month program and encourage funding for the program. Current members of the Council include: ACMI, which provides all administrative support and the majority of funding for National Youth Art Month; NAEA, whose members carry out local Youth Art Month activities and whose state affiliates help fund state Youth Art Month programs; The SHIP, a group of art materials exhibitors at the annual NAEA Convention; and the General Federation of Women's

Clubs, a volunteer organization dedicated to community improvement through volunteer service. Other involved organizations include the Association of Crafts & Creative Industries, Hobby Industries Association, and National Art Materials Trade Association.

To help promote observances, CFAE stimulates and coordinates Youth Art Month activities at the national level. The annual event, "School Flags Across the U.S....Flying High," is an example. Each year, state Youth Art Month chairpersons hold a student flag design competition. A theme is selected that is representative of the individual state and the spirit of Youth Art Month. A design is selected and made into a flag. A celebration is held in Washington, DC (funds permitting) the first week in March to honor the student designers and is attended by families, friends, teachers and U.S. legislators. The flags are flown in a place of prominence in Washington, DC for the remainder of March. In addition, flags are then displayed in the Youth Art Month booth at the NAEA Convention and in the ACMI booth at the NAMTA Convention before being returned to the individual state.

Each March YAM spotlights art education through governors' and mayors' proclamations, states' capitol events, and thousands of local exhibits. It has the endorsement and support of many U.S. Senators and members of Congress and state legislators who speak out on behalf of art education. The Council and NAEA encourage and assist state Youth Art Month Chairpersons, who are appointed by state art education association presidents, in their efforts to stimulate and coordinate state and local activities. These Chairpersons submit reports to the Council each year detailing their efforts and results.

At the NAEA Convention each year, the Council recognizes outstanding achievement at the state level by conferring awards on certain state chairpersons.

How Do I Get Involved in Youth Art Month in My Community? Anyone can start an observance. In most states, art educators organize observances and seek the support and help of others in their schools and community who have a genuine concern for quality art programs and are willing to work with others.



The Youth Art Month Theme for 2010-2014
“ART SHAPES THE WORLD”

Youth Art Month is more than a state art exhibit of exceptional student works of art and a student designed flag. The month of March is the time to showcase visual art programs throughout schools, districts, communities and Texas.

March is designated as National Youth Art Month. It is recognized throughout the fifty states as an opportunity to celebrate and serve as an advocacy tool to promote the importance of student art in educating children as a whole.

March is the official month to step up and promote your successes and exhibit your students' art within the community. Exhibits are held throughout the nation showcasing strong visual art programs from public and private educational facilities.

The state of Texas promotes Youth Art Month celebrations utilizing community centers, educational service centers, local art associations, galleries, school districts, and individual classrooms as a vehicle to advocate the importance of the visual arts.

The growing acknowledgment of **March as Youth Art Month** in Texas has demonstrated support for the arts. Educational organizations such as the PTA and PTO, along with local and state officials presently participate and support the annual celebrations. Youth Art Month is the single most important observance to advocate the strength of Texas visual art programs.

Making Your Local YAM count! Advocating for Texas visual art programs begins with the visual art instructor. As educators, it is important that all activities and all media coverage are reported to the Texas YAM chairperson. Each district that submits a YAM report will be included in the Texas YAM report.

A calendar is provided in this packet to assist educators in developing a working timeline to organize events and document successful ideas, promotions, competitions, and exhibits in celebration of Youth Art Month.

Recording exhibitions and activities is a vital part of YAM. Please take time to submit a report to be included in our state report. Texas is a strong art education state; help show the nation how we promote our programs by submitting a report to be included in state Youth Art Month Report.

All registration information may be found online at www.taea.org.

Thanks for supporting Youth Art Month.

Alisa Meli

TAEA Vice President YAM

TAEA YOUTH ART MONTH PLANNER

- November:** Attend the State Convention. Visit the YAM Information Booth in the Exhibitor's area. Attend the Youth Art Month Breakfast on Sunday. Plan a lesson using the YAM flag design. Visit www.taea.org for past flag design winners and the YAM booklet.
- December:** Select one flag design from your class and send to Alisa Meli, 5301 E. Renner Rd., Richardson, TX 75082. Postmark by December 11, 2009. (Pages 11, 13, 14, 15, and 16)
- Select your district's YAM Capitol Exhibit art work. Postmark by January 13, 2010. (Pages 12-16)
- Online registration** of YAM Capitol artwork December 12, 2009 to January 12, 2010. (<http://www.taea.org>)
- January:** Mail YAM Capitol Exhibit artwork to Alisa Meli, 5301 E. Renner Rd., Richardson, TX 75082 Postmark by January 13, 2010. (Pages 12-16)
- Request proclamations from school principal, superintendent, mayor and local elected officials. (Page 8)
- February:** Finalize your district's plans for shows, exhibits, teacher appreciation days, and artist birthday parties.
- March:** **CELEBRATE 49 YEARS OF YOUTH ART MONTH**
Hang student art shows, present slide shows during OPEN HOUSE and invite teachers to celebrate. Attend the YAM Capitol Exhibit. Document everything!
Send all information to Alisa Meli, alisa.meli@pisd.edu, 5301 E. Renner Rd., Richardson, TX 75082.
- Capitol Art Celebration March 7, 2010.**
- April:** Have students create special thank you notes for everyone who helped with and were involved with the YAM activities. Start your YAM scrapbook and share with administrators. Save artwork for Texas School Board Association/Texas Association of School Administrators Show. (TASB/TASA) Postmark by September 4, 2010. (Pages 12-16)
- May:** Complete the YAM summary and send supporting documentation to YAM/VP. (Pages 9-10) Postmark by June 18, 2010. **NOTE:** Mail to Alisa Meli, 4711 Cedar Crest Dr., McKinney, TX 75070. Make sure to use this address since this is my home.
- June:** Mail YAM scrapbook by June 18, 2010.
- August:** Online registration for TASB/TASA August 2 to September 3, 2010 at www.taea.org.
- September:** Send work for the TSAB/TASA Exhibit postmarked by September 4, 2010. (Pages 12-16) Mail to Alisa Meli,, Schell Elementary School, 5301 E. Renner Rd., Richardson, TX 75082
- October:** TASB/TASA Exhibit George R Brown Coliseum Houston, Texas September 24 - 26, 2010.

YOUTH ART MONTH

Important Dates

2009-2010

December 11:	Postmark deadline for YAM flag designs
December 12-January 12:	Online registration for Capitol Exhibit
January 15:	Notification of YAM flag design winner
January 13:	Postmark deadline for Capitol artwork
January 23:	Jury date for YAM artwork
February 5:	Notification of acceptance for YAM Capitol Exhibit (Via e-mail) Letter will be mailed shortly after this date
March 6-13:	State Exhibit on display in Capitol South Extension
March 7:	YAM Celebration at the State Capitol in the Capitol Auditorium Reception in the Capitol Grill, 3-4pm
March 1-31:	CELEBRATE 49 YEARS OF YOUTH ART MONTH
June 19:	YAM Chairperson's reports/scrap book due
August 2-September 3:	Online registration for TASB/TASA Art Exhibit
September 4:	Postmark deadline for TASB/TASA Exhibit
September 18:	Jury date for TASB/TASA
September 24-26:	TASB/TASA Exhibit in Houston



50 Ideas to Celebrate Youth Art Month From Texas Teachers

1. Request a YAM Mayoral Proclamation

2. Local competitions with shows at libraries, banks, universities, community centers, museums, retirement homes, book store, and shopping malls.
3. Have opening reception. Get publicity for your event.
4. Fliers with student art work sent to principals.
5. Prints of students work given out in the community.
6. Have an art day on your campus.
7. Create a calendar of student art work.
8. Make paper ties for the staff at your school. Have students write their name and artist statement on the back.
9. Make clay whistles and whistle for art.
10. Talent shows-show off that student work.
11. March for art-have a parade of art work.
12. Dress as your favorite artist.
13. Create large kaleidoscopes then laminate them and hang over the lockers. Looks like real tiles.
14. Create a silkscreen self portrait of each student.
15. Invite guest artists to demonstrate to your students. **Invite other classes and administrators to join you.**
16. Have an evening in Paris-decorate the halls-have the band/orchestra play-home ec. serves cheese-have a raffle for student art work and a “follies” show.
17. Create art gifts for school board members and superintendent.
18. Serve art cake to your staff. Do an artist cake.
19. Create a traveling art journal.
20. Do a school wide collage based on an artist such as Faith Ringgold.
21. Paint faces at lunch.
22. Create a spring collage.
23. Create pillow case.
24. Draw Blue Bell like cows and do in black and white.
25. On hotel TVS add YAM to the events tape that runs along the bottom of the TVs - especially in Austin to highlight the Capitol Exhibit.
26. Have a parent’s night for art.
27. Have TV and newspaper coverage of YAM events.
28. Have students create cards and have a card exchange.
29. Do sidewalk chalk art.
30. Create oil pastel resists.
31. Sell ceramic shoe pins.

32. Make torn paper collages.
33. Have each student create a personal symbol.
34. Fold origami mobiles.
35. Make every teacher in your school a room sign.
36. Texture your world.
37. Show your diversity-have art work reflect various cultures.
38. Create an artist “pepper” for each classroom in your building.
39. Make banners and hang them in business.
40. Get a YAM billboard in your town.
41. Have a student artist of the day for every day in March.
42. Print in the manor of a Gyotaku fish print. Bring in art history.
43. Release balloons with art work attached-use the theme of World peace.
44. Have an art day with all levels of art students. Let them interact with each other.
45. Make cut paper portraits.
46. Have students donate their work to the PTA at a March meeting. Have these works include an artist’s statement and a “thought to ponder”. This would be a question students thought the viewer would wonder about while they viewed their work and that the student would be prepared to discuss in length.
47. Auction art work to fund art programs.
48. Include very young artists and special needs students in all shows. (PreK-12)
49. Put YAM on your school marquee.
50. Create posters from student art work.

Document all YAM activities and events. Send photographs of all displays and events, plus copies of programs and publicity, to Alisa Meli, Vice President/ Youth Art Month. All information may be sent electronically. (Alisa.meli@pisd.edu) You may also send information to Alisa Meli, Schell Elementary, 5301 E. Renner Rd, Richardson, TX 75082.

REQUESTING A YAM MAYORAL PROCLAMATION/SCHOOL BOARD RESOLUTION

1. Write a letter. Include the suggested proclamation and/or endorsement.
2. Make a follow-up call. One week later is suggested.
3. Your mayor will read the information, approve the proclamation and have it prepared for his/her signature. After you pick it up, duplicate it for distribution.
4. Include an appearance request. The mayor's secretary will probably contact you regarding this matter.
5. The Board of Education will usually add the request to the agenda.

Public officials are usually eager to participate in YAM, **if you will just ask them!**

MAYORAL PROCLAMATION

WHEREAS, YOUTH ART MONTH has been observed nationally and in many foreign countries since 1961 and has gained wide acceptance, and

WHEREAS, childhood is the time to develop interests, skills, and aptitudes that will last a lifetime, and

WHEREAS, through meaningful art activities, children develop initiative, self-expression, creative ability, self-evaluation, discipline, and a heightened appreciation of their environment, and

WHEREAS, the importance of art in education and in recreation is widely recognized,

NOW, THEREFORE I, _____

Mayor of the city of _____, Texas do hereby proclaim March 2010 as

YOUTH ART MONTH

All Citizens are urged to become interested in and give full support to quality school art programs for children and youth.

IN WITNESS WHEREOF, I have hereunto set my hand and the seal of said city

this _____ day of _____, _____

THE CITY OF _____

Signature

YAM REPORT

A summary report of your Youth Art Month activities should be submitted to the YAM/VP by one of the following persons:

- Local YAM chairpersons
- Area Art Education Association YAM chairpersons
- Art educators in school districts that do not have a designated YAM chairperson
- Individual schools that promote YAM activities

IMPORTANT: All local reports will be organized into a state report (or scrapbook) for the National YAM organization. **Please use the enclosed report form when submitting your report.**

The local report should include:

1. The enclosed written summary report.
2. Monetary and in kind donations.
3. Innovative ideas to bring awareness to the community about YAM.
4. Copies of your scrapbook, documentation of photographs, news clippings, posters, printed programs, proclamations, and or endorsements.
5. Evidence of increased support for art education in the local area.
6. An *Award of Excellence* will be presented to one local YAM chairperson. Selection will be based on the extensiveness of YAM activities as well as thoroughness of the report.

POSTMARK ALL REPORTS BY JUNE 18, 2010.

Mail summary to:

Alisa Meli

4711 Cedar Crest Dr.

McKinney, TX 75070

214-356-0388

Alisa.meli@pisd.edu (work)

Abjm0725@tx.rr.com (home)

Youth Art Month Report

Name _____

Home Phone _____ School Phone _____

School District _____ School _____

Address _____

City _____ ZIP _____

1. Number of years your school or district has sponsored YAM.
2. Number of years you have served as YAM local/TAEA chair.
3. Approximate amount of funds expended on YAM and list of sources.
4. Attach a list of community and state leaders proclaiming YAM.
5. Attach a list of cooperating educators along with their schools and cultural leaders.
6. Attach a list of art observances, exhibits and special activities.
7. Attach any newspaper clippings, photos and other types of publicity.
8. Include some examples of buttons, ribbons, certificates or other special materials that were created.
9. How has Youth Art Month increased support for art education in your region? Have jobs been saved? Has there been an increase in funding for art programs? Has there been an increase in TAEA membership or local art groups?
10. Attach brief summary Youth Art Month activities.

SIGNED _____ **DATE** _____

**Youth Art Month
March 2010**

Fill in the calendar with anything that you did during the month of March to promote YAM-it could be a display, bulletin board, announcements, art shows, anything.

Sunday	Monday	Tuesday	Wednesday	Thursday	Friday	Saturday
	1	2	3	4	5	6
7	8	9	10	11	12	13
14	15	16	17	18	19	20
21	22	23	24	25	26	27
28	29	30	31			

Name _____ School _____

Proclamations by _____

(mayor, school board, principal, etc-list names)

Publicity paper name _____ TV _____

Please send clippings _____ length of broadcast _____

Budget for YAM _____ In Kind Support _____

Did this help your program? _____ If so how _____

Does your school or district have plans for increased funding or positions for art? _____

What are they? _____

ANY OTHER GREAT ART EVENTS?

Please fill out and fax to Alisa Meli, Schell Elementary fax# 469-752-6601 or mail to 4711 Cedar Crest Dr., McKinney, TX 75070 before June 18.

2010 YOUTH ART MONTH FLAG DESIGN

Annually, during the Month of March, student designed flags from every state are flown in Washington, D.C.

Use this form for a class project. Have your students' flag designs judged and send one winner to Alisa Meli, Schell Elementary, 5301 East Renner Rd, Richardson, TX 75082 - postmarked by December 11, 2009.

The winning entry will be made into a flag and displayed at the Flags Flying High Celebration in Washington DC and at our state art conference. The student and teacher will be honored. Information about the national event will be sent to the winning teacher and student.

Texas YAM student Flag Entry requirements:

1. Each teacher that is a current member of TAEA may submit one entry. Teachers assigned to more than one campus may submit an entry for each campus.
2. The design must be representative of Texas, art and incorporate the YAM logo (page 3) in the design.
3. Use the official form which is in this booklet.
4. Student permission form must be sent in with the flag design. It is also in this booklet.
5. The design must be in 2-D flat colors for reproduction. Please limit color selection to a maximum of 7 colors.
6. Students in grades Pre K through 12 may enter.
7. All flag entries must be postmarked by December 11, 2009.
8. The winning flag design will be announced January 15, 2010

Mail only ONE entry to:

Alisa Meli
Schell Elementary School
5301 E. Renner Rd.
Richardson, Texas 75082
School 469-752-6669 (my direct line)
Home 214-356-0388
alisa.meli@pisd.edu
abjm0725@tx.rr.com





Rules and Guidelines

School Board/Superintendent Show: On the weekend of this conference in September, TAEA will display artwork from Texas school districts. All districts will be represented.

Entry fee: Each entry will be assessed a **\$10**. This fee helps to cover the cost of the returning artwork, notifications and certificates.

Online Registration is mandatory for TAEA Sponsored Exhibits. Please check with your district coordinator/supervisor about the online registration process.
Online registration will be December 12, 2009-January 12, 2010 for Capitol
August 2-September 3, 2010 for TASB/TASA

School District Rules and guidelines for entries:

Over 25,000 students eight (8) entries \$80.00
10,000 to 25,000 students six (6) entries \$60.00
Less than 10,000 students three (3) entries \$30.00
Private and Single Schools one (1) entry only \$10.00

Make checks payable to TAEA/YAM

Requirements:

- Grades Pre-K thru 12
- Individual entries only, NO GROUP PROJECTS
- Open media, 2-D work only (flat). Please fix charcoals and pastels. NO STRETCHED CANVAS
- Maximum size of entry (includes mat) 24" x 36"
- **WHITE mat only**, no acetate, no frames or glass. Make sure artwork is securely matted.
- No copy work or plagiarism
- Neat, high quality student work created within the calendar year should be sent.

Labeling:

- Print a master list of student labels from online registration. **Make one copy.**
- Cut up one list and attach to the back of the art and keep one.
- **Make 1 copy of the student permission form.** Attach the original one to the art, and keep one.
- Ship all district entries in a reusable carton. Please include a label for mailing back art work.
- To prevent shipping damage, pack artwork in flat cardboard.

Place paperwork and payment in a separate envelope and place inside your box.

Include a mailing label to the address where the work is to be returned to.

NOTE: TAEA is not responsible for damaged or lost artwork.

Mail Entries to: Alisa Meli


Schell Elementary School

5301 E. Renner Rd.

Richardson, Texas 75082

School Phone 469-752-6669 Home phone 214-356-0388

E-Mail alisa.meli@pisd.edu (work) or abjm0725@tx.rr.com (home)



STUDENT PERMISSION FORM

Texas Association of School Boards (TASB) and the Texas Association of School Administrators (TASA) Convention Art Show , Capitol YAM Celebration, Flag Design

Date _____

I agree to allow my art to be part of the Texas Art Education Association’s exhibit. In doing so, I release TAEA and it’s agents from any and all responsibility in the event of loss or damage to my artwork. I agree to allow my art to be displayed, photographed and /or published for educational, non-profit, visual art publications and exhibitions.

DISTRICT (FULL NAME) _____

STUDENT NAME _____

TITLE OF ART WORK _____

SCHOOL (Full Name) _____

SCHOOL ADDRESS _____

CITY _____ ZIP _____ PHONE# _____

TEACHER _____ TAEA # _____

TEACHER’S E- MAIL _____

HOME PHONE# _____

PRINCIPAL’S NAME _____

STUDENT SIGNATURE _____

PARENT NAME _____

PARENT SIGNATURE _____


(Required if student is under 18 years of age)

PARENT E-MAIL _____

STUDENT ADDRESS _____


CITY _____ ZIP _____

HOME PHONE # _____



Grade in Box

Attach this form to the back of the art work



Forma Del Permiso Del Estudiante

Competencia del diseno de la bandera, objeto expuesto del Capitol del estado, Asociacion de Tejas de los tableros de la escuela (TASB) y la asociacion de Tejas de la demostracion del arte la convencion de los administradores de la escuela (TASA)

Date _____


Yo doy para que mi arte forme parte de la exposicion de Texas Art Education Association. Haciendo esto, yo quito toda responsabilidad a TAEA y a sus agentes en caso de perdida o dano a mi obra de arte. Yo doy permiso para que mi obra sea expuesta, fotografiada y/o publicada para propositoes educacionales, no lucrativos, publicaciones de arte visual y exhibiciones.

DEL DISTRICTO _____

CONOCIDO DEL ESTUDANTE _____

DEL TRABAJO DE ARTE _____

DE LA ESCUELA _____



Grade in Box

SCHOOL ADDRESS _____

CITY _____ ZIP CODE _____

SCHOOL PHONE NUMBER _____

TEACHER _____ TAEA # _____

TEACHER'S EMAIL _____

HOME PHONE NUMBER _____

PRINCIPAL'S NAME _____

ESTUDIANTE FIRMA _____

PADRE/MADRE CONOCIDO _____

PADRE/MADRE FIRMA _____

(Requerido si el estudiante esta bajo 18 anos de la edad))

DEL E-MAIL DEL PADRE/DE LA MADRE _____

DIRECCION DEL/DE ESTUDIANTE _____

CIUDAD _____ CODIGO POSTAL _____

NUMERO DE TELEFONO _____

Attach this form to the back of the artwork

Capitol Exhibit and Superintendent School Board Show Form 2010

School District _____ (full name)
 Chairperson Name _____ TAEA # _____
 Address _____ City _____ ZIP Code _____
 Work phone _____ Home phone _____ cell phone _____
 E Mail Address _____
 Superintendent Name _____
 Address _____ City _____ ZIP Code _____

All participating teachers MUST be current TAEA members.
Fill in the form below, keep one for your records, glue to the back of the art work.
Repeat this for each entry.
Please put the grade in the box and use the FULL NAME of district and school.

School District _____ <div style="text-align: right;">Grade</div> Student _____ <input style="width: 50px; height: 20px; border: 1px solid black;" type="text"/> Title _____ School Name _____ School Address _____ City _____ ZIP _____ Phone number _____ Teacher _____ TAEA # _____ Teacher's email _____ Home # _____ Cell# _____ Principal's Name _____ Parent's name _____ Address _____ City _____ ZIP _____ Phone # _____	School District _____ <div style="text-align: right;">Grade</div> Student _____ <input style="width: 50px; height: 20px; border: 1px solid black;" type="text"/> Title _____ School Name _____ School Address _____ City _____ ZIP _____ Phone number _____ Teacher _____ TAEA # _____ Teacher's Email _____ Home # _____ Cell # _____ School fax _____ Principal's Name _____ Parent's name _____ Address _____ City _____ ZIP _____ Phone # _____
--	---

Check List

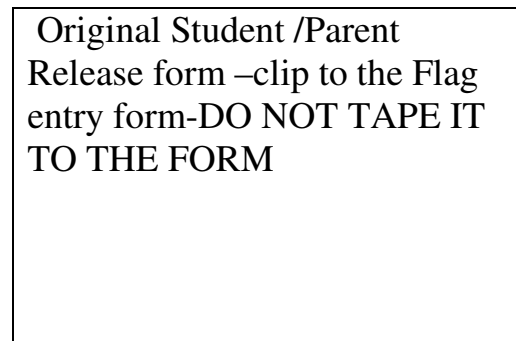
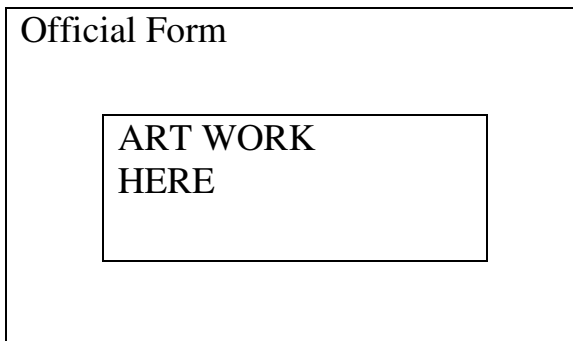
CHECK SPELLING OF ALL NAMES

TAEA # on form	No stretched canvases or heavy art work
All mats white and in good shape	Backing on art work/use paper or poster board
Original parent/student form on back of art work	Art Work covered with a protective sheet of paper
Name of school and district spelled out	Inventory form on back of art work

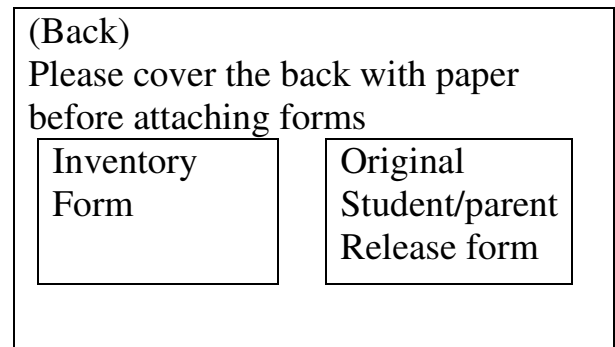
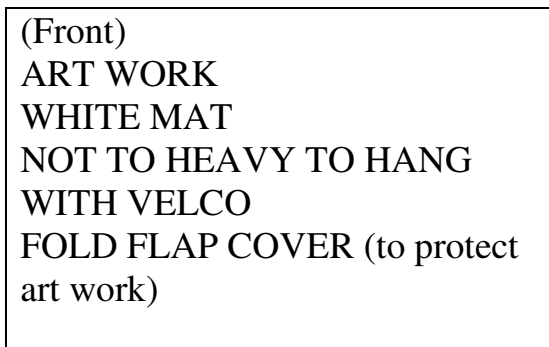
Need Help?
 Contact Alisa Meli at 469-752-6669
alisa.meli@pisd.edu (work) or abjm0725@tx.rr.com (home)

This is What Your Art Work Should Look Like

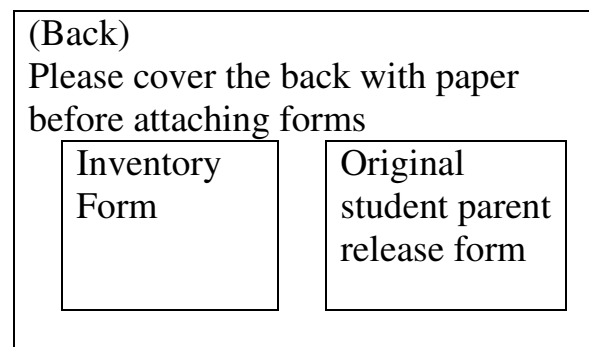
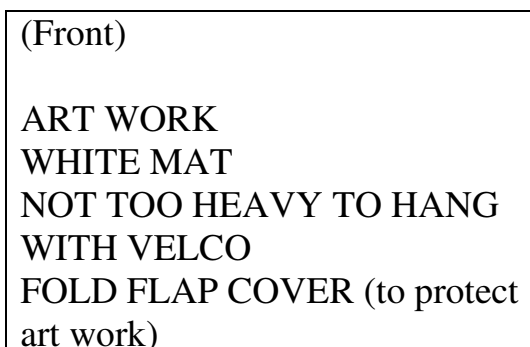
YAM FLAG



CAPITOL CELEBRATION



TASB/TASA



Need Help?

Alisa Meli

alisa.meli@pisd.edu (work) abjm0725@tx.rr.com (home)

469-752-6669 (work) or 214-356-0388 (cell)



Youth Art Month 2010 Official Flag Design Entry Form

Select one from your class. All entries must fit in the box on this form.

Postmark due: December 11, 2009

Teacher Name _____ TAEA # _____ Teacher E-Mail _____
School Name _____ School Address _____ City _____
School ZIP Code _____ School Phone # () _____ Principal's Name _____
Student Name _____ Grade _____
Home Phone _____ Parent's Name _____ Parents E-Mail _____
Mailing Address _____ City _____ ZIP Code _____