




YOUTH ART MONTH 2015-16



Cover art by Quinn A., 3rd Grade, Klein ISD



YOUTH ART MONTH™

———— The Power of Art ————

Welcome to Youth Art Month 2015-16

March is Youth Art Month

Youth Art Month (YAM) is an annual observance held each **March** to emphasize the value of art education for all children and to encourage support for quality school art programs. Youth Art



**Council for Art
Education, Inc.**

Sponsor of Youth Art Month

Month was created in **1961** by the Art and Creative Materials Institute (ACMI), a non-profit association of art and craft materials manufacturers, in cooperation with the National Art Education Association, NAEA. In 1984, ACMI created the Council for Art Education (CAFE) to administer the national Youth Art Month program and encourage funding for the program. Current members of the Council include: ACMI, which provides all administrative support and the majority of funding for National Youth Art Month; NAEA, whose members carry out local Youth Art Month activities and whose state affiliates help fund state Youth Art Month programs; The SHIP, a group of art materials exhibitors at the annual NAEA Convention; and the

General Federation of Women's Clubs, a volunteer organization dedicated to community improvement through volunteer service. Other involved organizations include the Association of Crafts & Creative Industries, Hobby Industries Association, and National Art Materials Trade Association.

To help promote observances, CAFE stimulates and coordinates Youth Art Month activities at the national level. The annual event, "School Flags Across the U.S....Flying High," is an example. Each year, state Youth Art Month chairpersons hold a student flag design competition. A theme is selected that is representative of the individual state and the spirit of Youth Art Month. A design is selected and made into a flag. A celebration is held in Washington, DC (funds permitting) the first week in March to honor the student designers and is attended by families, friends, teachers and U.S. legislators. The flags are flown in a place of prominence in Washington, DC for the remainder of March. In addition, flags are then displayed in the Youth Art Month booth at the NAEA Convention and in the ACMI booth at the NAMTA Convention before being returned to the individual state.

Each March YAM spotlights art education through governors' and mayors' proclamations, states' capitol events, and thousands of local exhibits. It has the endorsement and support of many U.S. Senators and members of Congress and state legislators who speak out on behalf of art education. The Council and NAEA encourage and assist state Youth Art Month Chairpersons, who are appointed by state art education association presidents, in their efforts to stimulate and coordinate state and local activities. These Chairpersons submit reports to the Council each year detailing their efforts and results.

At the NAEA Convention each year, the Council recognizes outstanding achievement at the state level by conferring awards on certain state chairpersons.

How Do I Get Involved in Youth Art Month in My Community? Anyone can start an observance. In most states, art educators organize observances and seek the support and help of others in their schools and community who have a genuine concern for quality art programs and are willing to work with others.

The Youth Art Month Theme for 2015-16

“The Power of Art”

Youth Art Month is more than a state art exhibit of exceptional student works of art and a student designed flag. The month of March is the time to showcase visual art programs throughout schools, districts, communities and Texas.

March is designated as National Youth Art Month. It is recognized throughout the fifty states as an opportunity to celebrate and serve as an advocacy tool to promote the importance of student art in educating children as a whole. **Celebrate Youth Art Month in your schools: start planning today!**

March is the official month to step up and promote your successes and exhibit your students' art within the community. Exhibits are held throughout the nation showcasing strong visual art programs from public and private educational facilities.

The state of Texas promotes Youth Art Month celebrations utilizing community centers, educational service centers, local art associations, galleries, school districts, and individual classrooms as a vehicle to advocate the importance of the visual arts.

The growing acknowledgment of **March as Youth Art Month** in Texas has demonstrated support for the arts. Educational organizations such as the PTA and PTO, along with local and state officials presently participate and support the annual celebrations. **Youth Art Month is the single most important observance to advocate the strength of Texas visual art programs.**

Making Your Local YAM count! Advocating for Texas visual art programs begins with the visual art instructor. As educators, it is important that all activities and all media coverage are reported to the Texas YAM chairperson. Each district that submits a YAM report will be included in the Texas YAM report. **YAM reports can be submitted online or on paper.**

A calendar is provided in this packet and online to assist educators in developing a working timeline to organize events and document successful ideas, promotions, competitions, and exhibits in celebration of Youth Art Month.

Recording exhibitions and activities is a vital part of YAM. Please take time to submit a report, on paper OR online, to be included in our state report. Texas is a strong art education state; help show the nation how we promote our programs by submitting a report to be included in state Youth Art Month Report.

All registration information may be found online at www.taee.org, on the YAM page.

Thanks for supporting Youth Art Month.

Jennifer Holsinger-Raybourn
TAEA YAM VP



Youth Art Month Planner 2015-16

Texas Art Education Association

- November:** Attend the State Convention. Visit the YAM Information Booth in the Exhibitor's area. Attend the Youth Art Month Breakfast on **Saturday**. Plan a lesson using the YAM flag design. Visit www.taee.org for past flag design winners and the YAM booklet.
- December:** Select one flag design from your class. Scan Flag Form and Parent Permission; email to Jen at jen_raybourn@roundrockisd.org. Or, mail to Jen Holsinger-Raybourn, TAEA YAM VP, c/o Spicewood Elementary, 11601 Olson Dr., Austin, TX, 78750. Postmark by December 12, 2015, and send both Flag Form and Parent Permission.
- Select your district's YAM Capitol Exhibit art work. Postmark by January 13, 2016.
- Online registration** of YAM State Capital artwork is December 12, 2015 to January 12, 2016. (<http://www.taee.org>)
- January:** Mail YAM Capitol Exhibit artwork to Jen Holsinger-Raybourn, TAEA YAM VP, c/o Spicewood Elementary, 11601 Olson Dr., Austin, TX, 78750. Postmark by January 13, 2016.
- Request proclamations from school principal, superintendent, mayor and local elected officials.
- February:** Finalize your district's plans for shows, exhibits, and other YAM celebrations.
- March:** **CELEBRATE YOUTH ART MONTH!**
- Hang student art shows, present slide shows during OPEN HOUSE and invite teachers to celebrate. Attend the YAM Capitol Exhibit. Participate in Big Art Day. Document everything! Send info including links and videos to Jen Holsinger-Raybourn: jen_raybourn@roundrockisd.org
- Youth Art Month Exhibit at the State Capitol Feb. 28-March 5, 2016. Celebration, Awards, and Reception at the Bullock Texas State History Museum: April 3, 2016, with exhibit at the Museum March 6-April 3.**
- ONLINE YAM Report submission will be open on or before March 12!**
- April:** Have students create special thank you notes for everyone who helped with YAM activities. Start your YAM scrapbook and share with administrators. Save artwork for Texas Association of School Administrators/Texas Association of School Boards Show (TASA/TASB). Postmark by September 13, 2016 for the fall 2016 exhibit.
- May:** **YAM report can be completed online, or on the YAM booklet forms.** If you choose paper, send forms to the VP-YAM. **Deadline for online OR mail submission is June 15, 2016.** **NOTE:** Mail to Jen Holsinger-Raybourn: 11601 Olson Dr., Austin, TX, 78750. Make sure to use this address since this is the "summer" address.
- June:** Mail or submit digitally your YAM scrapbook by June 15, 2016. Email:
- August:** Online registration for TASA/TASB is August 12, 2016 to September 12, 2016 at www.taee.org.
- September:** Send work for the TASA/TASB exhibit postmarked by September 13, 2016. Mail to Jen Holsinger-Raybourn, TAEA YAM VP, c/o Spicewood Elementary, 11601 Olson Dr., Austin, TX, 78750. TASA/TASB Convention is in Houston TX: September 23-25, 2016.

Youth Art Month Timeline 2015-16

Texas Art Education Association

December 12	Postmark deadline for YAM flag designs
December 12-January 12	Online Registration: YAM State Capital Exhibit
January 13	Notification of YAM flag design winner
January 13	Postmark deadline for State YAM artwork
January 30	Jury date for State YAM artwork
February 8	Email acceptance notification into Capitol Exhibit to district representatives
February 8	Mail acceptance notification letters for YAM State Capital Exhibit to teachers and students
February 27	Set-up State Capital Exhibit at Capitol building
March 1-31	Youth Art Month 2016!
Feb. 29-Mar. 5	State YAM exhibit on display at Capitol building
March 6	YAM show moves to the Bob Bullock Texas State History Museum, 3 rd floor
March 6-April 3	YAM 2016 Exhibit at the Bullock
April 3	YAM Celebration, Awards, and Reception at the Bullock
June 15	Online OR mail deadline for district YAM report/scrapbook
July 30	VP-YAM's report due to National YAM chair
August 12-September 12	Online Registration for TASA/TASB exhibit
September 13	Postmark deadline for TASA/TASB exhibit
September 18	TASA/TASB work selections
September 23-25	2016 TASA/TASB Exhibit in Houston, TX



50 Ideas to Celebrate Youth Art Month From Texas Teachers

1. Request a YAM Mayoral Proclamation

2. Celebrate BIG ART DAY!

3. Have local competitions with shows at libraries, banks, universities, community centers, museums, retirement homes, book store, and shopping malls.
4. Have an opening reception. Get publicity for your event.
5. Send flyers with student art work to principals.
6. Give out prints of students work in the community.
7. Have an art day on your campus.
8. Create a calendar of student art work.
9. Make paper ties for the staff at your school. Have students write their name and artist statement on the back.
10. Make clay whistles and whistle for art.
11. Talent shows; show off that student work.
12. March for art; have a parade of art work.
13. Dress as your favorite artist.
14. Create large kaleidoscopes then laminate them and hang over the lockers. Looks like real tiles.
15. Create a silkscreen self portrait of each student.
16. Invite guest artists to demonstrate to your students. Invite other classes and administrators to join you.
17. Have an evening in Paris; decorate the halls, have the band/orchestra play; Culinary Arts serves cheese; have a raffle for student art work and a “follies” show.
18. Create art gifts for school board members and superintendent.
19. Serve art cake to your staff. Do an artist cake.
20. Create a traveling art journal.
21. Do a school-wide collage based on an artist such as Faith Ringgold.
22. Paint faces at lunch.
23. Create a spring collage.
24. Draw Blue Bell-like cows and do in black and white.
25. On hotel TVs, add YAM to the events tape that runs along the bottom of the TVs -- especially in Austin to highlight the State Capital Exhibit.
26. Have a Family Art Night.
27. Have TV and newspaper coverage of YAM events.
28. Have students create cards and have a card exchange.

29. Do sidewalk chalk art.
30. Create oil pastel resists.
31. Sell ceramic art pins.
32. Make torn paper collages.
33. Have each student create a personal symbol.
34. Fold origami mobiles.
35. Make every teacher in your school a room sign.
36. Create an Animoto music video of student work; share with parents, school board members and on your webpage. <http://animoto.com>
37. Show your diversity; have art work reflect various cultures.
38. Create art podcasts and share with teachers and school board members.
39. Make banners and hang them in business offices.
40. Get a YAM billboard in your town.
41. Have a student artist of the day for every day in March.
42. Create Gyoaku-inspired fish prints. Bring in art history.
43. Release balloons with art work attached-use the theme of World Peace.
44. Have an art day with all levels of art students. Let them interact with each other.
45. Make cut paper portraits.
46. Have students donate their work to the PTA at a March meeting. Have these works include an artist's statement and a "thought to ponder". This would be a question students thought the viewer would wonder about while they viewed their work and that the student would be prepared to discuss in length.
47. Auction art work to fund art programs.
48. Include very young artists and special needs students in all shows. (PreK-12)
49. Put YAM on your school marquee.
50. Create posters from student art work.

Document all YAM activities and events. Send photographs of all displays and events, plus copies of publicity to Jen Holsinger-Raybourn, jen_raybourn@roundrockisd.org or by mail to Jen Holsinger-Raybourn, c/o Spicewood Elementary, 11601 Olson Dr., Austin, TX, 78750.

REQUESTING A YAM MAYORAL PROCLAMATION/SCHOOL BOARD RESOLUTION

1. Write a letter. Include the suggested proclamation and/or endorsement.
2. Make a follow-up call. One week later is suggested.
3. Your mayor will read the information, approve the proclamation and have it prepared for his/her signature. After you pick it up, duplicate it for distribution.
4. Include an appearance request. The mayor's secretary will probably contact you regarding this matter.
5. The Board of Education will usually add the request to the agenda.

Public officials are usually eager to participate in YAM, **if you will just ask them!**

MAYORAL PROCLAMATION

WHEREAS, YOUTH ART MONTH has been observed nationally and in many foreign countries since 1961 and has gained wide acceptance, and

WHEREAS, childhood is the time to develop interests, skills, and aptitudes that will last a lifetime, and

WHEREAS, through meaningful art activities, children develop initiative, self-expression, creative ability, self-assessment, discipline, and a heightened appreciation of their environment, and

WHEREAS, the importance of art in education and in recreation is widely recognized,

NOW, THEREFORE I, _____

Mayor of the city of _____, Texas, do hereby proclaim March 2016 as

YOUTH ART MONTH

All Citizens are urged to become interested in and give full support to quality school art programs for children and youth.

IN WITNESS WHEREOF, I have hereunto set my hand and the seal of said city

this _____ day of _____, _____

THE CITY OF _____

Signature

YAM REPORT

Online submission available on the TAEA website!

A summary report of your Youth Art Month activities should be submitted to the YAM/VP by one of the following persons:

- Local YAM chairpersons
- Area Art Education Association YAM chairpersons
- Art educators in school districts that do not have a designated YAM chairperson
- Individual schools that promote YAM activities

IMPORTANT: All local reports will be organized into a state report (or scrapbook) for the National YAM organization. **Please use the enclosed report form when submitting your report by mail.**

The mailed local report should include:

1. The enclosed written summary report.
2. Listing of monetary and in kind donations.
3. Innovative ideas to bring awareness to the community about YAM.
4. Copies of your scrapbook, documentation of photographs, news clippings, posters, printed programs, proclamations, and or endorsements.
5. Evidence of increased support for art education in the local area.
6. **Award(s) of Excellence** will be presented to at least one local YAM chairperson. Selection will be based on the extensiveness of YAM activities as well as thoroughness of the report.

ONLINE report form will contain the same information.

POSTMARK/SUBMIT ONLINE ALL REPORTS BY June 15, 2016.

Mail paper report and/or scrapbook to:

Jen Holsinger-Raybourn
8001 Osborne Drive
Austin, TX 78729

Or send electronically to jen_raybourn@roundrockisd.org

Online link: will be live on or before March 19, 2016, at www.taea.org

Youth Art Month Report Form (p1)

(if you submit online, you may use this as a guide)

Name _____

Home Phone _____ School Phone _____

School District _____ School _____

Address _____

City _____ ZIP _____

1. Number of years your school or district has sponsored YAM.
2. Number of years you have served as YAM local/TAEA chair.
3. Approximate amount of funds expended on YAM and list of sources.
4. Attach a list of community and state leaders proclaiming YAM.
5. Attach a list of cooperating educators along with their schools and cultural leaders.
6. Attach a list of art observances, exhibits and special activities.
7. Attach any newspaper clippings, photos and other types of publicity.
8. Include some examples of buttons, ribbons, certificates or other special materials that were created.
9. How has Youth Art Month increased support for art education in your region? Have jobs been saved? Has there been an increase in funding for art programs? Has there been an increase in TAEA membership or local art groups?
10. Attach brief summary of Youth Art Month activities.

SIGNED _____ DATE _____

Youth Art Month Report Form (p2)

(if you submit online, you may use this as a guide)

Fill in the calendar with anything that you did during the month of March to promote YAM; it could be a display, bulletin board, announcements, art shows, anything.

Sunday	Monday	Tuesday	Wednesday	Thursday	Friday	Saturday
				1	2	3
4	5	6	7	8	9	10
11	12	13	14	15	16	17
18	19	20	21	22	23	24
25	26	27	28	29	30	31

Name _____ School _____

Proclamations by _____

(mayor, school board, principal, etc-list names)

Publicity (paper name) _____ TV _____

(Please send clippings /URL for internet stories) length of TV broadcast _____

Budget for YAM _____ In Kind Support _____

Did this help your program? _____ If so how _____

Does your school or district have plans for increased funding or positions for art? _____

What are they? _____

ANY OTHER GREAT ART EVENTS?

Please fill out and email to Jen Holsinger-Raybourn at jen_raybourn@roundrockisd.org
Or mail with your scrapbook to Jen at 8001 Osborne Drive, Austin, TX, 78729.

2015-16 YOUTH ART MONTH

FLAG DESIGN

Annually, during the Month of March, student designed flags from every state are flown at the National Art Education Association Conference.

Use the official form for a class project. Have your students' flag designs judged and send one winner to Jen Holsinger-Raybourn electronically with signed permission form to jen_raybourn@roundrockisd.org, or mailed to Jen, c/o Spicewood Elementary, 11601 Olson Dr., Austin, TX, 78750. **Must be postmarked by Dec. 12, 2015.**

The winning entry will be made into a flag and displayed at the National Flag Ceremony at the National Art Education Association Conference and at our TAEA State Conference. The student and teacher will be honored. Information about the national event will be sent to the winning teacher and student.

Texas YAM student Flag Entry requirements:

1. Each teacher who is a current member of TAEA may submit **one** entry. Teachers assigned to more than one campus may submit one entry for each campus.
2. The design must be representative of Texas, art, and incorporate the YAM theme in the design.
3. Use the official form which is in this booklet AND on the TAEA website.
4. Student permission form must be sent in with the flag design.
5. The design must be in **2-D flat** colors for reproduction. **A maximum of 7 colors may be used in the design. Black and white count as color choices.**
6. Students in grades Pre K through 12 may enter, qualifying as Elementary, Middle or High School Division submissions.
7. Due to rising costs of postage, **YAM flag entries will not be returned unless requested.** Request your entry to be returned if needed at the bottom of the form.
7. All flag entries must be postmarked by December 12, 2015.
8. The winning flag design will be announced January 18, 2016.

Mail only ONE entry to:

Jen Holsinger-Raybourn
c/o Spicewood Elementary
11601 Olson Dr.
Austin, TX, 78750

OR send electronically by midnight 12/12/15 to jen_raybourn@roundrockisd.org



Youth Art Month Official Flag Design Entry Form 2015-16

Select one flag design per member teacher. Entry must fit in the box on this form. Postmark deadline: Dec. 12th, 2015
Electronic submission must be emailed to Jen Raybourn, YAM VP, jen_raybourn@roundrockisd.org by midnight 12/12/15

Student Name _____ Grade _____
Teacher Name _____ TAEA # _____ Teacher E-Mail _____
School Name _____ School Address _____
City _____ School ZIP Code _____ School Phone # _____

This form must be accompanied by the signed permission form either emailed electronically or attached with a paper clip and mailed.



Rules and Guidelines

State Capital Exhibit and TASB/TASA Exhibit



Entry fee: Each entry will be assessed a fee at **\$10 per piece**. This fee helps to cover the cost of returning artwork, mailing notifications and printing programs and certificates.

Online Registration is mandatory for TAEA Sponsored Exhibits. Please check with your district coordinator/supervisor about the online registration process for your area.

Online registration: *December 12 -January 12 for State Capital Exhibit*
August 12-September 12 for TASB/TASA Exhibit

After you have registered online, proofread all data entered. Check to make sure all names and addresses entered are correct. Enter information using normal punctuation.

Do not use all caps or all lowercase letters with entering data.
All artwork labels, mailing labels, certificates, and program contents are generated from YOUR ONLINE ENTRY TYPING!

School District Rules and guidelines for entries:

Over 25,000 students, eight (8) entries: \$80.00
10,000 to 25,000 students, six (6) entries: \$60.00
Less than 10,000 students, three (3) entries: \$30.00
Private and Single Schools, one (1) entry: \$10.00

Make checks payable to TAEA/YAM

Requirements:

- A teacher who is a TAEA member may submit one artwork. Teachers who teach on more than one campus may submit one artwork from each campus.
- Grades: Pre-K thru 12.
- Individual entries only— **NO GROUP PROJECTS.**
- Open media, 2-D **FLAT** work only. **Please fix charcoals and pastels.**
- **NO STRETCHED CANVAS or WOOD—** This artwork will not be hung as the display panels are made for lightweight work.
- Maximum size of entry (includes mat) 24" x 36".
- **WHITE mat only**, no acetate, no frames or glass.
Make sure artwork is securely matted.
- Neat, high quality student work created within the calendar year should be sent.

- **NO COPY WORK or plagiarism.** In keeping with the TEKS, art work must be original in thought, design, and execution. Copying or reproducing a published image is not original and will not be selected.
- Students' own photographs or student-directed photographs may be used as a source; **teacher's photographs should not be used.**
- Photographs that are painted or drawn over must be the student's original or student directed photograph, not one that has been published.
- Images should not be traced with the use of any projection device.
- **All entries must be created solely and exclusively by the student.** No one other than the artist of record may work directly on or manipulate any artwork entered in YAM or TASB; this includes parents, teachers/sponsors, private teachers, mentors, or other collaborators.
- **Artwork submitted for YAM or TASB may only be entered for one of these events.** If a work is shown, the same work may not be re-entered in the other event.
- Artwork content must be appropriate for the school, community, and for young people. Artwork with questionable content will not be selected.

Labeling:

- | |
|--|
| <ul style="list-style-type: none"> • <i>Use the student permission form in this book, and on www.taead.org! Do not use older versions of this form.</i> |
|--|
- **Make 3 copies of the student permission form.** Attach the original one to the art and keep one for your records. ***The third is sent in the large envelope.***
 - Ship all district entries in a sturdy, reusable carton.
 - To prevent shipping damage, pack artwork in a flat cardboard box. You can tape the large envelope securely to the box or place it inside the box.
 - In a large envelope, place the following:
 - **One copy of each student permission form**
 - **A return mailing label.** The return address must be a school or place of business; **no home address or PO Box address.**
 - **Your check made out to TAEA/TASB or TAEA/YAM.**

NOTE: TAEA is not responsible for damaged or lost artwork.

Mail entries to:

**Jen Holsinger-Raybourn
c/o Spicewood Elementary
11601 Olson Drive
Austin, TX, 78750**

This is What Your Art Work Should Look Like

YAM Flag Design Contest: to submit by email, scan both pages and attach.

Official Form

ART WORK
HERE

Original Student /Parent Release
form –clip to the Flag entry form-
DO NOT TAPE IT TO THE FORM

YAM State Capital Exhibit:

(Front)


ARTWORK

WHITE MAT

*NOT TOO HEAVY TO HANG WITH
VELCRO SQUARES OR DOTS*

COVER SHEET (to protect art work;
attached to the back but covering the
front of the artwork) Please do not tape
over the forms!

(Back)

Original student/parent
release form; if possible,
attach it in the direction
the art should hang. If not,
draw an UP arrow  to
indicate hanging direction.

TASA/TASB Exhibit:

(Front)


ARTWORK

WHITE MAT

*NOT TOO HEAVY TO HANG WITH
VELCRO SQUARES OR DOTS*

COVER SHEET (to protect art work;
attached to the back but covering the
front of the artwork) Please do not tape
over the forms!

(Back)

Original student/parent
release form; if possible,
attach it in the direction the
art should hang. If not,
draw an UP arrow  to
indicate hanging direction.



STUDENT ARTWORK PERMISSION FORM



**TASA/TASB Texas Association of School Administrators & Texas Association of School Boards
Convention Art Exhibit, YAM Flag Design Contest, and YAM State Capital Exhibit.**

I agree to allow my art to be a part of the Texas Art Education Association's exhibit. In doing so, I release TAEA and its agents from any and all responsibility in the event of loss or damage to my artwork. I agree to allow my art to be displayed, photographed and /or published for educational, non-profit, visual art publications and exhibitions, including TAEA's online gallery and Texas Education Agency (TEA).

DISTRICT (Full Name) _____

STUDENT NAME _____ GRADE _____

TITLE of ARTWORK _____

MEDIUM _____

SCHOOL (Full Name) _____

SCHOOL ADDRESS _____

CITY _____ ZIP _____ PHONE# _____

Dr. Mr. Mrs. Ms. TEACHER _____ TAEA # _____

TEACHER'S E- MAIL _____

TEACHER'S HOME PHONE# _____

Dr. Mr. Mrs. Ms. PRINCIPAL'S NAME _____

PRINCIPAL'S EMAIL _____

Dr. Mr. Mrs. Ms. SUPERINTENDENT'S NAME _____

SUPERINTENDENT'S EMAIL _____

SUPERINTENDENT'S ADDRESS _____

CITY _____ ZIP _____

STUDENT SIGNATURE _____

PARENT NAME _____

PARENT SIGNATURE _____

(Required if student is under 18 years of age)

*PARENT E-MAIL _____

STUDENT ADDRESS _____

CITY _____ ZIP _____

HOME PHONE # _____

This form must accompany the artwork for the work to be considered. Please see the YAM Booklet for guidelines and submission instructions. Website: <http://taea.org/TAEA/special-programs.asp?option=2>



FORMA DEL PERMISO DEL ESTUDIANTE



Competencia del diseno de la bandera, objeto expuesto del Capital del estado,
Asociacion de Tejas de los tableros de la escuela (TASB) y la asociacion de Tejas de la
demostracion del arte la convencion de los administradores de la escuela (TASA)

Yo doy para que mi arte forme parte de la exposicion de Texas Art Education Association.
Haciendo esto, yo quito toda responsabilidad a TAEA y a sus agentes en caso de perdida o dano
a mi obra de arte. Yo doy permiso para que mi obra sea expuesta, fotografiada y/o publicada
para propositos educativos, no lucrativos, publicaciones de arte visual y exhibiciones, como
TAEA y TEA (Texas Education Agency), el exhibicion electronico.

DEL DISTRICTO _____

CONOCIDO DEL ESTUDIANTE _____

DEL TRABAJO DE ARTE _____

DE LA ESCUELA _____

SCHOOL ADDRESS _____

CITY _____ *ZIP CODE* _____

SCHOOL PHONE NUMBER _____

TEACHER _____ *TAEA #* _____

TEACHER'S EMAIL _____

HOME PHONE NUMBER _____

PRINCIPAL'S NAME _____

ESTUDIANTE FIRMA _____

PADRE/MADRE CONOCIDO _____

PADRE/MADRE FIRMA _____

(Requerido si el estudiante esta bajo 18 anos de la edad)

***DEL E-MAIL DEL PADRE/DE LA MADRE** _____

DIRECCION DEL/DE ESTUDIANTE _____

CIUDAD _____ **CODIGO POSTAL** _____

NUMERO DE TELEFONO _____

Attach this form to the back of the artwork