

Creativity: The Potential Within TAEA Master Class Galveston Texas 2011



Nicole D Brisco

NAEA Western Division Secondary Chair

School Arts Contributing Editor

www.princetonol.com/groups/iad/artroom/Nicole/Nicole.htm

www.pgisd.net

www.nicolebrisco.blogspot.com

nbrisco@pgisd.net

Everybody is a genius.



But if you judge a fish by its
ability to climb a tree, it will
live its whole life believing
that it is stupid.

Albert Einstein.


cre·a·TIV·i·TY (*noun*) the ability to transcend traditional ideas, rules, patterns and relationships to create meaningful new ideas; originality or imagination.

“Creativity starts
when you cut a
zero from your
budget”

Inspired

Imagine a world where artists everywhere were truly inspired- the colors, the music, the imagery, the works, the ecstatic flow of expression, the incredible display of human emotion.

**DO YOU FIND YOUR INSPIRATION
INTRINICALLY OR
EXTRINSICALLY? WHO IS YOUR**



CREATIVITY
comes from **trust**.
Trust your instincts.
- RITA MAE BROWN
agentelaine.tumblr.com



Creativity is
contagious.
Pass it on.

- Albert Einstein

"Perhaps imagination
is only intelligence having
fun"
-George Scialabba



Ways to Get Inspired

- Connect with your teacher. Be open to instruction. This relationship will be one of the most valuable tools you can have.
- Look at professional and master artists. Become familiar with historical and contemporary artists. Some of the best art you will ever create will be from an image or technique that inspired you.
- Go viral! Look around you. Everyone has a talent. Use your friends and peers to help guide you as an artist. What did they do that you could adapt into your own original idea?

Examples of Student Inspiration

Master Artist Inspired

Master Artist Eric Fishl, On the Stairs of the Temple 1990



Student work inspired by color and technique of a master artist



Examples of Student Inspiration

After several failed attempts at an idea, this student was very closed off to suggestions. Allow your teacher to guide you and show their passion of art. Listen closely at how he/she is able to push an idea and help you develop art that you are confident in. Years of experience has given him/her the knowledge of how to mentor you through the whole process.

Teacher Inspired



Examples of Student Inspiration

Peer Inspired



In this piece the artist watched a peer using a fabric hardener on a sculpture. They were inspired to create an original shallow 2D relief with the same technique. This student was also inspired by several mixed media techniques used in another student's sketchbook.

Personal Power Maps

Life isn't about finding yourself, it's
about creating yourself.

—
**OUR BEINGS ARE COMPLEX.
WHAT QUESTIONS COULD BE
ASKED THAT WOULD EXPOSE
WHO YOU ARE? CREATE 5**

Love the
moment,
and the energy
of that moment
will spread
beyond all
boundaries.

Christie Kovach

“

Every child is an artist

the problem is staying an artist
when you grow up

”



i wanna create
i wanna create
i wanna create
i wanna create
i wanna create
i wanna create
i wanna create
i wanna create
i wanna create
i wanna create
i wanna create
i wanna create
i wanna create

©hugh

Crafting Your Craft

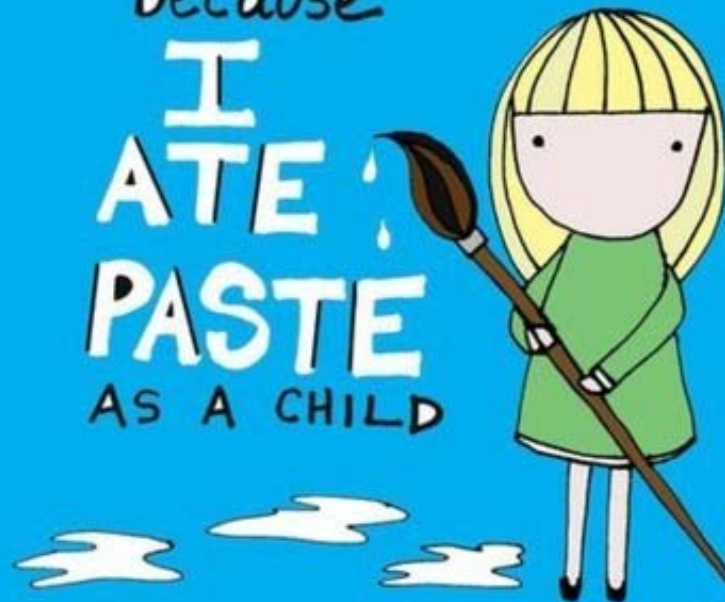
Within a 10 year period Van Gogh created over 1200 drawings and 870 paintings. He was dedicated to refining his technique. The more he worked the more confidence he built.

**WHAT SKILLS ARE YOU WILLING
TO DEDICATE YOURSELF TO?**

When people ask me
HOW DID YOU GET TO BE SO
CREATIVE?

I tell them it's
because

I
ATE
PASTE
AS A CHILD





5 THINGS TO REMEMBER (WHEN YOU ARE DRAWING)

1 STEP BACK



FROM YOUR WORK
When you step back from your work you can see everything. Take time to reflect on what's working and what's not.

3 CONSIDER COMPOSITION



Where do you want the focus to be?
How will it all be laid out?

2 DRAW WHAT YOU SEE



NOT WHAT YOU KNOW

Remember to keep looking at what you're drawing all the way to the end!

5 ENJOY
THE PROCESS



4 BE PATIENT


No matter how long you have been drawing, you're still always learning



WITH YOURSELF

BUILDING TECHNICAL SKILL CAN GIVE YOU THE CONFIDENCE TO RISK TAKE.

- Allow your teacher to instruct you on important technical skills such as color mixing, drawing from life, craftsmanship, composition, and design. Without these skills even the most creative works will fall short.



Honing Your Technique in a Creative Way



Drawing from life does not mean you can not use expression and creativity. Find ways to make yours original or manipulate an otherwise “boring” concept while building **TECHNIQUE**

Synergy AND Connections

“Ineffective people live day after day with unused potential. The experience synergy in small peripheral ways in their lives. But creative experiences can produce regularly consistently and almost daily in people's lives. It requires enormous personal security and openness and a spirit of adventure” – S. Covey

**THE MOST CREATIVE ART EXISTS
BECAUSE PERSONAL
CONNECTION MET VISUAL
CULTURE. CONSIDER THE
CLASSES YOU CURRENTLY TAKE.**

BEING CREATIVE
MAKES YOU A
WEIRD LITTLE
BEAST, BECAUSE
EVERYTHING SEEMS
SO BLOODY
INTERESTING FOR
SOME STRANGE
REASON

CREATIVITY is just connecting things.

When you ask creative people how they did something, they feel a little guilty because they didn't really do it, they just saw something. It *seemed obvious* to them after a while.

That's because they were able to connect experiences they've had and .

synthesize new things

And the reason they were able to do that was that they've had more experiences or they have thought more about their experiences than other people. "Unfortunately, that's too rare a commodity. A lot of people in our industry haven't had very diverse experiences. So they don't have enough dots to connect, and they end up with very linear solutions without a broad perspective on the problem. The **BROADER** one's

understanding of the *human experience* the better design we will have."

- Steve Jobs, Wired, February, 19

eismorgan.blogspot.com

SOME OF THE ANCIENT GREEK
PHILOSOPHERS CALLED THE
POINT OF LIFE: EUDAIMONIA.
IT'S COMMONLY TRANSLATED
AS HAPPINESS BUT I BELIEVE A
MORE ACCURATE TRANSLATION
WOULD BE FITTINGNESS: HOW
WELL YOUR ACTIONS MATCH
YOUR GIFTS, MATCH WHO YOU ARE.

FROM "WALKING ON WATER"
BY DERRICK JENSEN

Where Do you Find Ideas

- Newspaper
- Music
- Video
- Social Networking
- Web
- Cross Curricular
- Documenting
- Sketching
- Experiences
- Art
- Human Communication
- Dialog
- Visual Culture
- Social Issues
- Evolution
- Holistic or Spiritual



**ANATOMY, ARCHITECTURE
BOOK, NARRATIVE**



SKETCHBOOK, FIGURE



CHILDREN'S

Linking Ideas to Make Original Work

History, Portrait, Biology



Medical Journal, Bookmaking



Current Events,



Imagineering: Conceptual Idea Building Tools

Some of the greatest minds of our day were able to combine great ideas with vision. Simple concepts paired with ones creative mind has the potential to explode with ideas.

Do you value conceptual art as much as

THE
SECRET
of creativity
IS KNOWING
HOW TO
HIDE
YOUR SOURCES



I have no special talents. I am only
PASSIONATELY
CURIOUS.

- Albert Einstein

**A HUNCH IS
CREATIVITY
TRYING TO TELL
YOU SOMETHING.**

- Frank Capra

The
ESSENTIAL PART
of
CREATIVITY
IS NOT BEING
AFRAID
TO FAIL

EDWIN H
LAND

How Do We Build Original Ideas?

Art Decision Development Sheet

- Begin by notating our ideas and listing concepts we may want to investigate.
- Develop a logical and organized way to see your ideas in writing.
- Use an art development sheet or your sketchbook.

Name _____

Theme _____

Theme Expression _____

SMALL
18x24 OR SMALLER
UP

MEDIUM
18x24-24x36

LARGE
36 AND

CLASS MATERIALS
INSPIRATION

ARTIST OF

STUDENT SUPPLIED MATERIALS
(PG #)

COLOR PALETTE

How Do We Build Original Ideas?



Use your sketchbook to document the following ideas:

Artist research

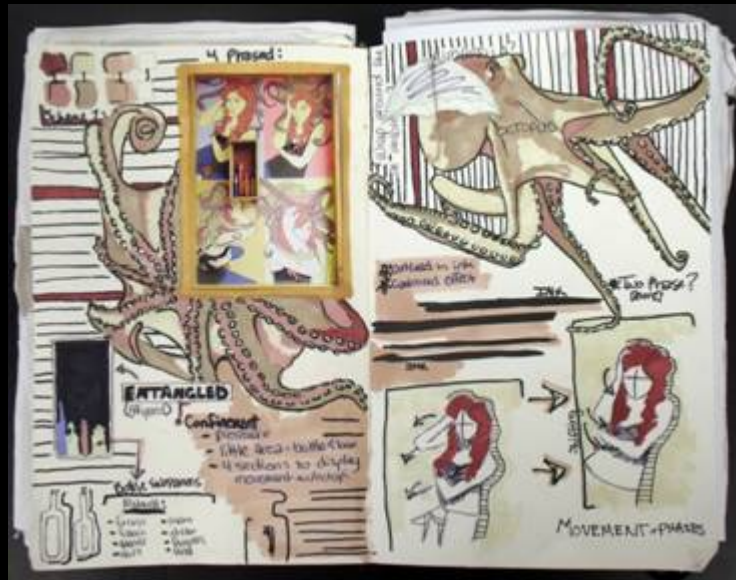
Variations on a thumbnail or options

Size

Media

Color

Personal Meaning



Thumbnails give your teacher the opportunity to help you create a great foundation for your art. They can not “know what is in your head” without seeing it on paper first.

Examples of Concept Based Art

Great concept based art is open ended and has layers of meaning.

Well thought out personal meaning or idea is very evident in this art



Lists to develop concept based art

CONCRETE

OBJECTS THAT YOU
CAN SEE

Examples:

House

Figure

Chairs

Bones

ABSTRACT

IDEAS, MOODS,
EMOTIONS

Examples:

Stress

Tension

Adoration

Soulful

Post Modern Elements of Art

We all study the elements and principles of design. They are what artists consider the fundamentals of art making. However postmodern or contemporary art often does not fall into these categories.

IF YOU WERE TO CREATE 5 NEW
ELEMENTS OF ART BASED ON

**LIFE WITHOUT ART
IS STUPID**

© VIAN 2000



Creativity is allowing
yourself to make mistakes.

Art is knowing which ones
to keep.

Scott Adams

What Are Considered Post Modern Elements of Art?

APPROPRIATION
RECONTEXTUALIZATION
HYBRIDITY
JUXTAPOSITION
LAYERING
INTERACTION
“REPRESENTIN”

OLIVIA GUDE, 2004 ART EDUCATION ARTICLE

Examples of Contemporary Elements

As you study the traditional elements of art consider how our postmodern culture has introduced intangible art qualities.

Yes, sometimes you can define It's "outer peel" with the elements but it is the "core" that speaks to the artist intention and purpose .

Movement



Sound &

Examples of Contemporary Elements

Viewer Interaction with the Work



Using Light to Assign



Art Criticism & The Funnel Effect

Critique is not a personal attack! Artist can take criticism two ways, personally or potentially. Criticism is one of the most important tools an artist can use.

HOW DO YOU PERCEIVE CRITICISM OF YOUR ART? DOES IT DIFFER FROM THE CRITICISM YOU RECEIVE IN YOUR LIFE?

BRAND CAMP

by Tom Fishburne

<h2>CRITICISM SANDWICH</h2>	<p>1 START WITH PRAISE</p> 	<p>2 ADD SOME MINOR CHANGES</p> 
<p>3 LAYER ON MORE PRAISE</p> 	<p>4 ADD THE MEAT OF THE CRITICISM</p> 	<p>5 ANOTHER HELPING OF PRAISE</p> 
<p>6 COVER A FEW MINOR EDITS</p> 	<p>7 FINISH WITH PRAISE</p> 	<p>8 BON APPETIT I DON'T EAT MEAT</p> 

© 2008

SKYDECKCARTOONS.COM

BRAND CAMP

by Tom Fishburne

IDEATION NATION

LET'S SING KUMBAYA UNTIL THE IDEAS COME AND THEN WE'LL GO BACK TO OUR DESKS AND COME UP WITH 100 REASONS WHY THEY'LL NEVER EVER WORK IN A MILLION YEARS



© 2008

SKYDECKCARTOONS.COM

Invite in everybody
who **cares** to work
on what's possible.
Acknowledge that
everyone is an
expert about
something. Know
that creative
solutions come from
new connections.

-- Margaret Wheatley



Comparison
is the
thief of
Joy.

-Theodore Roosevelt-

How to Manage a BIG Idea?

Go for it!!!!!!!!!!!!!!

Don't limit your ideas.

Create lists and drawings to
organize your ideas

Rebuild your ideas by
combining

Seek help from your teacher
to narrow good ideas
based on realistic
approaches/materials.

CONSIDER details before
beginning



Listening to Critique to Grow.

Don't avoid critique, seek it!!! The teacher or viewer may express an opinion that opens up new ideas. When you are listening to a critique the following are some items you may address. Remember your teacher is trying to better your work and can see the great creative potential in YOU!!

COMPOSTION, COLOR, IDEA DEVELOPMENT, CRAFTSMANSHIP, LINE QUALITY, VALUE, IDEA COMMUNICATION, AND UNITY

CRITIQUE THE WORK BELOW WITH TWO GROWS AND GLOW!



Risk taking: No Fear!

“You can’t connect the dots moving forward, you can only connect them looking backwards. So you have to trust that the dots will somehow connect in your future.

You have to trust in something, your gut, destiny, karma, life, whatever. This approach has never let me down, and it has made all the difference in my life” –

Steve Jobs

ARE YOU A RISKTAKER? EXPRESS A SITUATION IN LIFE WHERE YOU WENT OUTSIDE OF YOUR COMFORT ZONE. HOW WOULD THIS QUALITY BENEFIT YOUR

"Creativity
takes courage."

(HENRI MATISSE)

TO LIVE A
CREATIVE
LIFE WE
MUST LOSE
OUR FEAR
OF BEING
WRONG

joseph chilton pearce



**CREATIVITY IS THE ABILITY
TO MAKE OR THINK OR SEE OR HEAR
SOMETHING THAT DID NOT EXIST BEFORE**

ELIASHOON

Examples of Student Risktaking



In this piece the student had a great painting, fortunately a “happy accident “ occurred and he was forced to get creative.

He had to cut the work in half which was very scary. The problem solving you see made the work far more interesting and creative. He used metal, mixed media and additional drawings. If this would not have happened, fear would have limited him

Examples of Student Risktaking

The fear of your art being perceived as “weird” may limit your ability to take risks. Do not be controlled by the viewer. Creatively investigate your ideas with no limitations.

Get comfortable in your own creative self. Your teacher is there to help “rein” your ideas in if they get too ambitious or materials are not available. Be open to his/her opinion this will help you learn to hone in an idea.

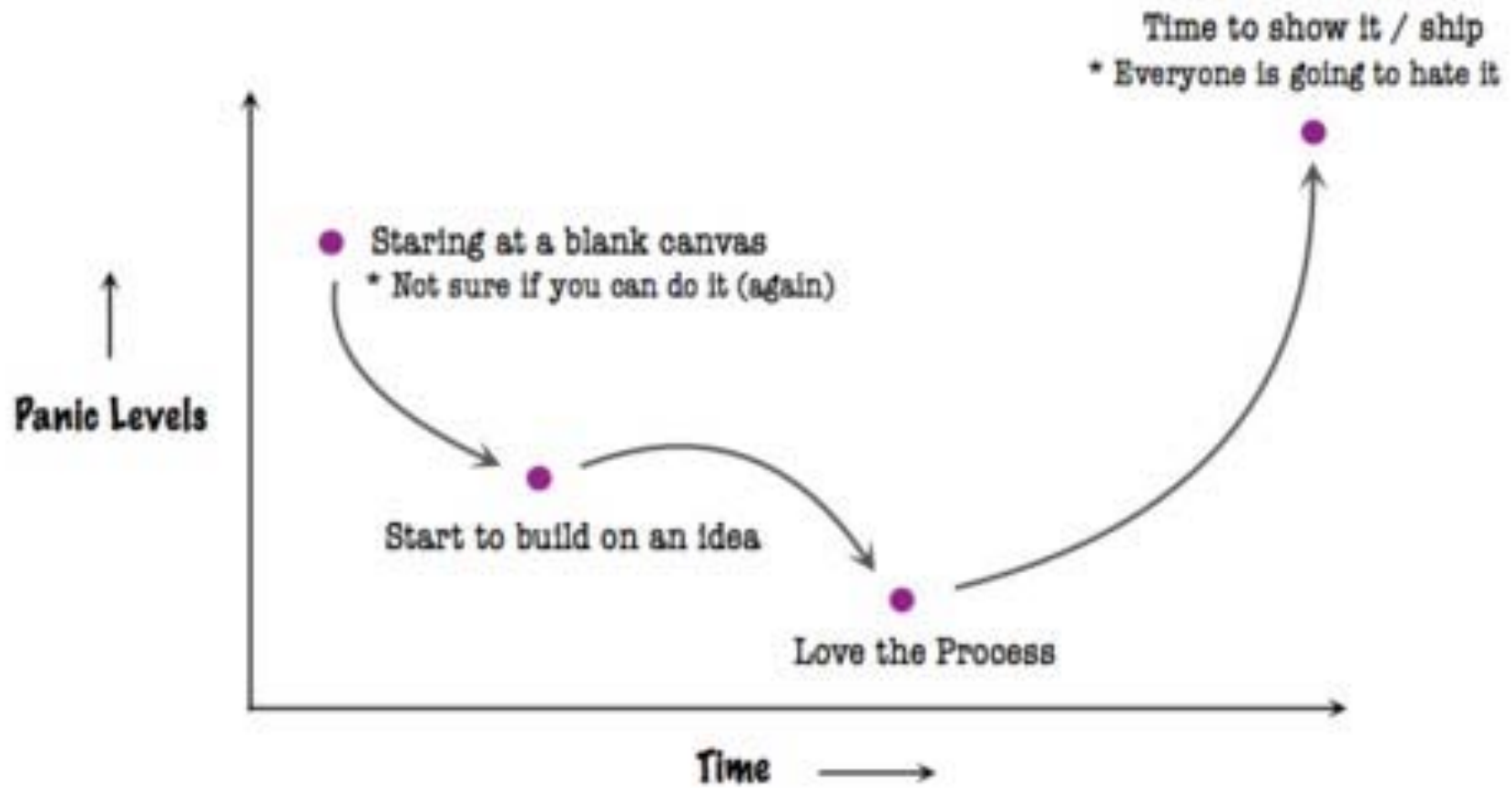


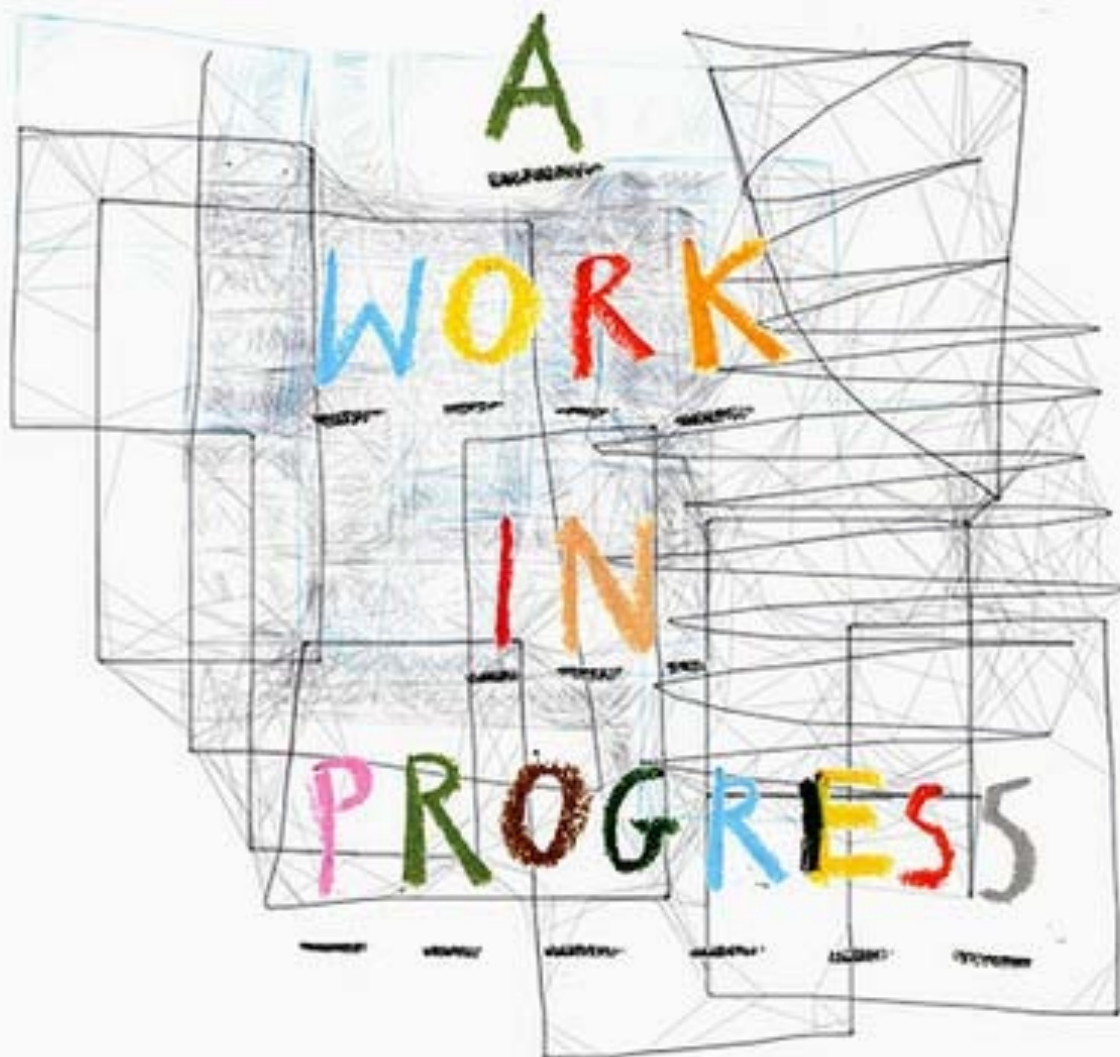
Process: Being Engaged

The process is as important as the product. This concept is as common in art as... which came first the chicken or the egg is in philosophy?

DO YOU CONSIDER YOURSELF A PROCRASTINATOR? WHEN CREATING A WORK, ARTISTS OFTEN PUT OFF IMPORTANT ELEMENTS UNTIL THE END. GIVE AN EXAMPLE OF A SITUATION IN WHICH YOU PROCRASTINATED. HOW DID IT MAKE YOU FEEL? BE DESCRIPTIVE.

The **Panic** of Creation





everyone has the
potential to
make the ordinary



EXtraOrdinary

CREATIVITY

Requires the Courage
to let go of certainties.

© 2010 Proxima



Why Process is Important?

MIDPOINT GRADING SHEET

Process helps you organize your creative ideas so that they are manageable.

Process allows the instructor to guide you along the way.

Process gives you time. By rushing this you risk the quality of your finished piece.

STUDENT NAME _____

STRENGTHS:

AREAS TO POLISH:

1 2 3 4 5 6 7 8 9 10

20 40 60 80 100 HALFWAY TO COMPLETION

MID POINT GRADE _____

STUDENT EXPECTATIONS FOR MIDPOINT

- 1.
- 2.
- 3.

TEACHER COMMENTS:

Example of Student Process

Creatively problem solving is an important aspect of art. You often can begin with one idea but you must evolve your concept to make it work. This does not mean you abandon your original idea.

This student had to problem solve though the process. She had to brainstorm with her instructor because her original idea was not going to work.

Ideas that came from this were, the clothes pins for interest, drawings to create unity, addition of shadows to adapt the negative space.



Examples of Process

A great idea is to document your work in the process or photograph it to expand on an idea without altering the original.



Perseverance

Chuck Close, a well known artist who created large scale realistic portraits, had a traumatic brain injury that could have destroyed his art career. Using innovation and perseverance he created a style of painting that would make him more well known than his previous style.

IN THE CURRENT PROJECT YOU ARE WORKING ON, HAVE YOU HAD POINTS IN WHICH YOU WANTED TO GIVE UP? HOW DID YOU OVERCOME THESE FEELINGS AND PUSH THROUGH? GIVE AN EXAMPLE OF A GREAT ACCOMPLISHMENT IN OUR HISTORY IN WHICH SOMEONE PERSEVERED. HOW WOULD IT HAVE CHANGED OUR CULTURE WITHOUT IT?

stages of procrastination

chibird.tumblr.com

1. false security



This isn't due for a while!



I'll relax for now.

2. laziness




Maybe I should get a headstart...



Nah!

3. excuses



I'm busy right now.



Just taking a short break...

4. denial



I still have time...



I don't need sleep...

5. crisis

I'll never procrastinate again!



chibird
@
tumblr

6. repeat

Sketch
everything
AND KEEP
Your
Curiosity
FRESH

John Singer Sargent

TWENTYNINE WAYS
TO

STAY CREATIVE

MAKE LISTS

CARRY A NOTEBOOK EVERYWHERE

SKETCH

GET AWAY FROM THE COMPUTER

**QUIT BEATING
YOURSELF UP**

TAKE BREAKS

SING IN THE SHOWER — BE OPEN

DRINK COFFEE — GET FEEDBACK

• LISTEN TO NEW MUSIC •

SURROUND YOURSELF WITH CREATIVE PEOPLE

PRACTICE, PRACTICE, PRACTICE

DON'T GIVE UP

ALL YOURSELF TO MAKE MISTAKES

COLLABORATE

• TAKE RISKS •

GET LOTS OF REST

GO SOMEWHERE NEW ▶

~ COUNT YOUR BLESSINGS ~

■ DANCE • DON'T FORCE IT ■

BREAK THE RULES

◆ ◆ READ A BOOK ◆ ◆ ◆


STOP TRYING TO BE SOMEONE ELSE'S PERFECT

WRITE DOWN YOUR IDEAS

CLEAN YOUR WORKSPACE

FINISH SOMETHING

HAVE FUN



**DONE IS
BETTER
THAN
PERFECT**

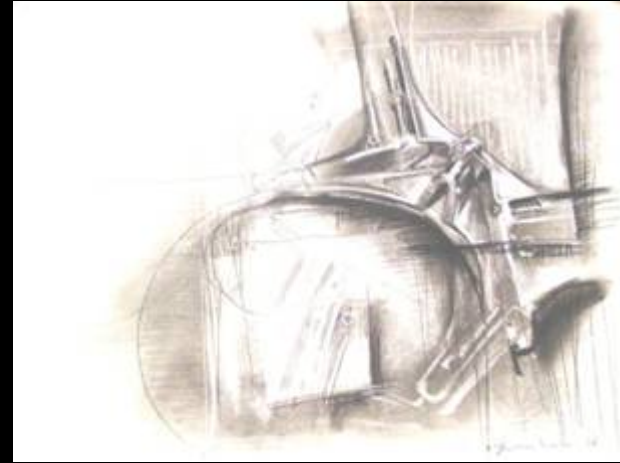


What Do You Mean I Have to Finish?

Never give up on an idea before it is complete. Your instructor will not accept it!! This is not to torture you, it is to push you to defeat an apathetic attitude.

This is an important character trait that art is able to teach you.

This will also help you build the stamina needed for AP and scholarship portfolios



Student Examples: Fruits of Our Labor

- VASE Gold Seals
- VASE Gold Medals
- Scholastic Art and Writing Awards
- Young Arts Presidential Finalist



Student Examples: Fruits of Our Labor



You can receive full tuition scholarships for your work if you commit to the creative practices that you have seen in this PowerPoint.

If I asked you tomorrow would you create a painting for \$5000.00, would you? Remember that is what each piece can be worth in a portfolio full of creative work.

Be open to guidance – it can define the rest of your life!

You Can't Scare Me!

I'm an

Art

Teacher.