



A Master Art Educator

Believes in students in a positive way—all students have potential and all start each day a new.

Mary Hierholzer

East Central High School

East Central ISD, San Antonio, TX

- 15 Years High School Art—Art I, Art I PAP, Painting 2,3,4, Graphic Design 2 PAP, AP 2D And 3D Design***
- Fine Art Department Chair***
- VASE Region 20E Director***
- State VASE Gold Seal Coordinator***

***A positive thought is the seed
to positive results.***



My 4-H's

"Helpful Hints for Hopeful Heroes"

- 1. Know Who You Are*
- 2. Get Down to Business on Day 1*
- 3. Have a "Yes You Can" Attitude*
- 4. Know When to Fake It!*
- 5. Never Say No*
- 6. Start Each Day Anew*

Know
Who You
Are





***Establish
Your
Guiding
Principles***

East Central High School Art Department Guiding Principles

All People Can Learn to Draw and Create—Like the ideas in the book “Drawing on the Right Side of the Brain,” by Betty Edwards, we believe that **all people can learn to draw, learn to be creative and learn to be artists.** While we only use some of the exercises from this theory, it is the philosophy and ideals behind the author’s methods that drive our belief in art education. It is a common conception that some people are just born with the talent to be artists and others are not. We advocate that **all** students can learn to draw, paint, sculpt, etc. at high levels with simple instruction in visual perception and right-mode thinking and student motivation to learn and get better.

East Central High School Art Department Guiding Principles

All visual expression is good if the student is sincere in their efforts—whether the student is at a high level of proficiency or developmentally challenged, all student expression should be positively validated.

Art is Essential to All People-- Art is an essential aspect of our history, culture, society and every day lives, so the study of art should be an important part of everyone's education. Art is a way for people to ***record*** what they see and experience personally in reality and in the mind, much like one records thoughts and ideas in words. Through art, students become critical thinkers, problem solvers, detail-minded, and confident learners.

East Central High School Art Department Guiding Principles

Vertical Teaming is Key--As a department, we are following the **AP model for Vertical Teaming** that employs designing lessons at three different levels to address the needs of students at different stages of their artistic growth. The 3 levels of student development include ***Emerging, Proficient and Advanced***. It is essential that all art teachers in the department are trained in this model and cooperatively participate in the planning of all levels, whether they teach all levels of students.

East Central High School Art Department Guiding Principles

Art Education is Important Outside the Classroom

—Extracurricular activities, such as art exhibition, contests and clubs are an essential part of the students' creative development. Students gain confidence, career-relevant experience and local connections by having their artwork viewed in the community through exhibitions and competitions. Personal recognition from art professionals and community members at most art venues gives students a valuable experience that can not be replicated in the classroom.

Get Down to Business on Day 1

Start with a positive--make art.

Save the rules for day 2 (and 3, 4....).

First Day: Once you walk in my room, you are an artist.



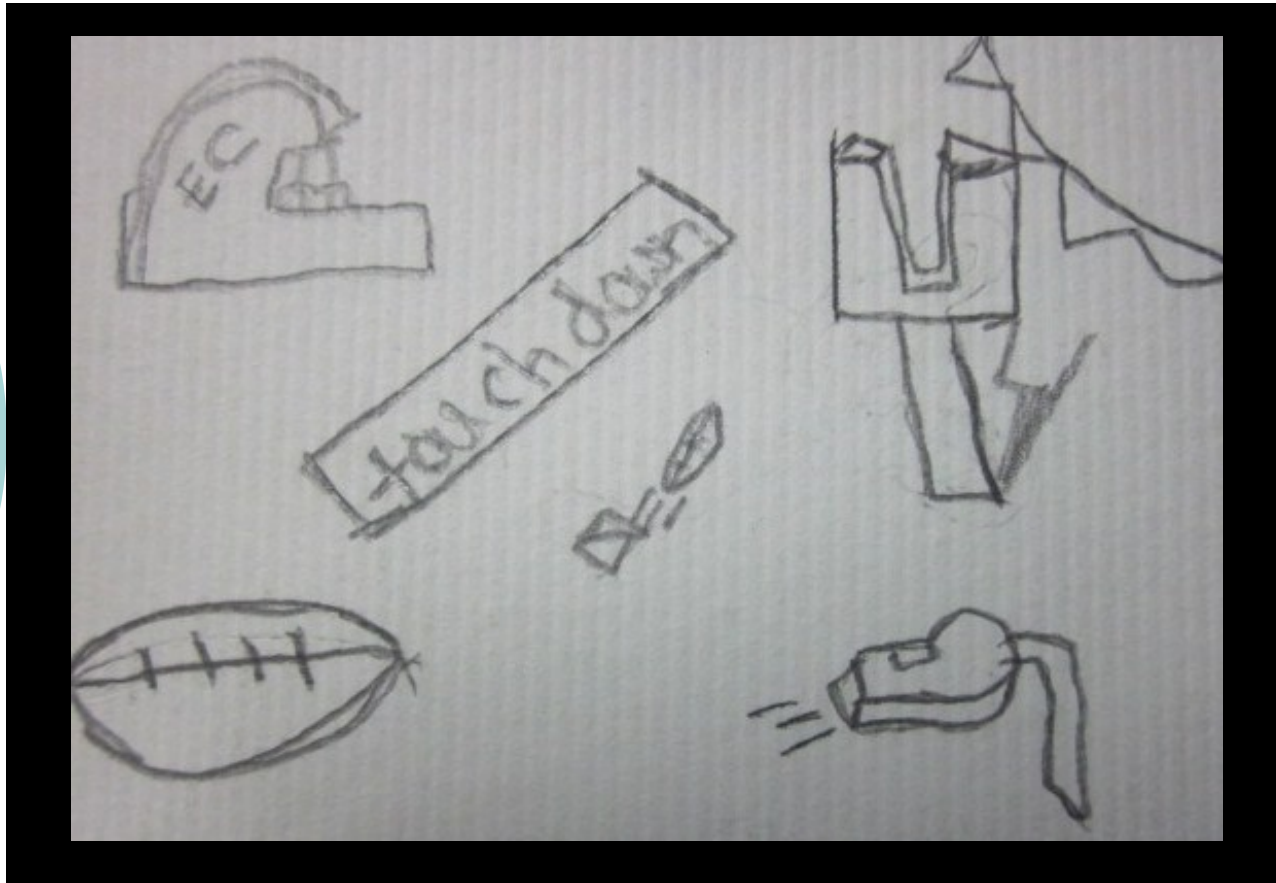
SAMANTHA

3RD PERIOD
SO PHMORE~

my favorite color is pink.
I play soccer and run crosscountry
for EC. I was born in California
and lived there for 11 years.

Day 1

Artist Trading Cards



Make Art!

Day 1

Artist Trading Cards



***Find what students Can
Do***

Day 1



Let students know that making art is the most important part of class.

Day 2

Keep it simple

***-Present a positive
approach to rules and
make more art.***

Class Rules

- ***Be Respectful***
- ***Be Prepared***
- ***Be Productive***
- ***Be Punctual***
- ***Be Safe***

Ms. Hierholzer's Guiding Principle:

***Treat others as you want
to be treated!***

Ms. Hierholzer's Guiding Principle:

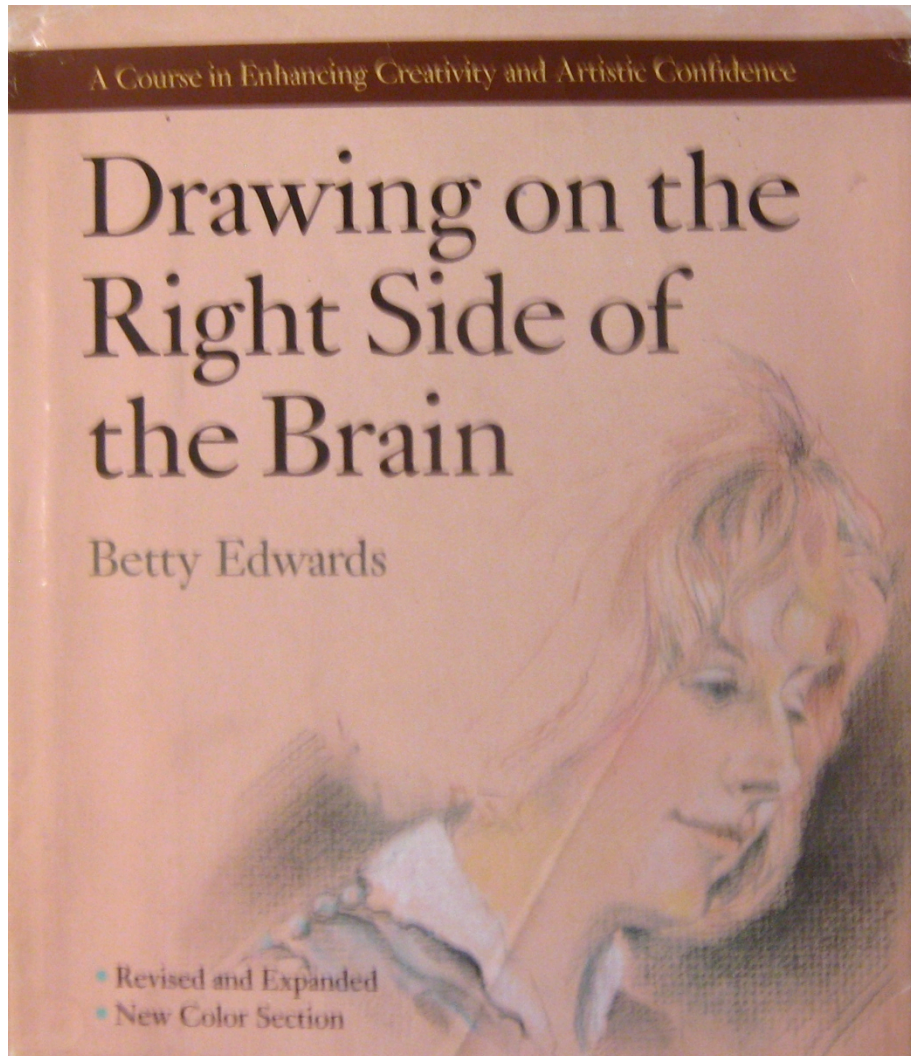
***Productivity is key. You
can and will make art.***

Ms. Hierholzer's Guiding Principle:

***All people can learn to
draw and create.***

***“Yes You Can”
Attitude***

***Create a Safe
Place for
Success and
Failure***



In the first month of school, I use the philosophy and activities similar to the ones in Betty Edwards book.

The “I Can’t Draw” Kids

Design activities in the first month that prove to them they can—blind contour.

Show them how to make mistakes and don’t worry about it—NO ERASERS in the first month.

Show them you too make mistakes by doing all the activities on the board or projector.

The “I Can’t Draw” Kids

Clearly define the objectives and rules of the activity—students need to know the whys

Purpose of Blind Contour drawing

To act as a warm-up to drawing. Just as athletes warm-up before a competition, artists also need a way to loosen their drawing muscles before they begin working.

To improve eye-hand coordination.

To increase concentration and focus on subject to improve representational (realism) skills.



Rules for Blind Contour Drawing

- Do not look at paper.
- Look only at the subject matter.
- Do not erase.
- Do not lift pencil.
- Do not speak (out loud or internally).
- Draw using line only--no shading.
- Timed drawing

A WHOLE NEW MIND

*Moving from the
Information Age to the
Conceptual Age*



"Why right-brainers
will rule the future."
—Wired

DANIEL H. PINK

author of Free Agent Nation


NEW YORK TIMES BESTSELLER

Daniel H. Pink

author of A Whole New Mind

DRIVE

The Surprising Truth
About What Motivates Us



Giving Praise

Be sincere

Be specific with praise—Follow the VASE guideline, 2 Glows and a Grow

Give praise individually (in private)

Praise effort and strategy, not intelligence

Drive: The Surprising Truth About What Motivates Us by Daniel Pink

2 Glows and a Grow

Start and end with the Glows

Student: “How is this? Is this good?”

Teacher: “Wow, I really like the colors you chose. Maybe you could work on creating more values in this area. Your work is really coming together—keep up the good work.”

2 Glows and a Grow

Don't go straight to the critique

Student: "How is this? Is this good?"

Teacher: "Well, you need more value, and you need to fix the eye..."



Promoting Productivity

“Yes You Can and You Will”—set the tone in the 1st month

No opting out-- Once you walk into my room, you are an artist and no penalties for making up late work.

Give Students Autonomy

Evaluating the Work—Carrots and Sticks

Don't emphasize the grade

*Focus on Intrinsic rewards--
students making art for the sake
of making art and for fun.*

*Use a rubric for major projects
that includes a self-evaluation.*



***Know When to
Fake It***

“2 Glows and 1 Grow”



***Every work
deserves “2 Glows
and a Grow.”***

***Have an “Open”
Mind***

***Open Ended
Approach to
Learning***

• **Autonomy: Student choice is a part of every assignment**

• *When talking to students, emphasize student choices and open ended solutions to assigned problems.*




Emerging



Art I

- Teacher selected still life
- Student choice of items and arrangement.



Proficient

Art I Pre AP and Level 2

- Teacher-directed assignment
- Student choice of items and arrangement.
- Students find own visual references



Advanced

Level 3, 4
and AP

- **Student choice of subject, composition, visual references and media/materials.**

Never Say No to Open- Ended Learning



***Starting Each
Day Anew***

