



**Texas Art Education Association**

**Galveston**

**2011 Conference Nov. 9-13**

**Moody Gardens Hotel Spa & Convention Center**

**Fiftieth Anniversary**

**“Every Day Matters... 50 Years of Art Education in Texas”**





Tech Support



Lesson Plans



Kilns



Clay

# EVERYTHING YOU NEED TO TEACH CERAMICS



Lead Free Glazes



Slab Rollers & Equipment



Potter's Wheels

Platter by artist Jim Kemp, Greenwood, IN • Caterpillar by artist Tracy Samble, Plainfield, IN

(800) 374-1600



amaco.com

VISIT US AT BOOTH 214

# Table of Contents

Welcome .....	1
Event Schedule .....	2 - 3
General Information.....	5
Exhibitors .....	7 - 8
General Session Speakers.....	9 - 11
Master Art Educator Series .....	12 - 15
“Inside the Studio” .....	16 - 18
Thursday Workshops .....	20 - 21
Tours.....	22 - 23
Experience Institutes.....	24 - 25
Build Your Own Schedule .....	26 - 29
Workshops .....	30 - 55
Conference Presenters.....	56 - 65
TAEA Executive Board .....	66
Conference Map .....	67
Moody Gardens Map.....	68
Certificate of Attendance.....	69 - 70

# Thank You!

Armadillo Clay  
Artist Boat  
Canson Paper  
City of Galveston  
Crayola  
Dow Chemical  
General Pencil  
International Dorm – Jim Ohmart  
Museum of Fine Arts – Houston  
National Art Education Association  
National Gallery of Art  
School Arts Magazine  
Scott Bensen – Davis Publications  
The Microsoft Store

# 2011 AWARD WINNERS

**Texas Art Educator of the Year for 2011**

*Christina Bain*

**Elementary Division Art Educator**

*Jean King*

**Middle/Junior High Division Art Educator**

*Stephanie Walton*

**High School Division Art Educator**

*Alicia Moore*

**Higher Education Division Art Educator**

*Teri Evans-Palmer*

**Museum Division Art Educator**

*Lauren Fretz*

**Supervision/Administration Educator**

*David Stevens*

**NAHS/NJAHS Sponsor**

*Denise Dittmar*

**Principal of the Year**

*Cheryl Freeman*



# W e l c o m e to the Island and the 2011 TAEA Conference.

We are thrilled that you have made your way to the sun drenched, sandy shores and the gentle breezes of Galveston and the hospitality of Moody Gardens as we celebrate the 50<sup>th</sup> Anniversary of the Texas Art Education Association Conference. “Every Day Matters” is the theme of this Conference, and is a salute to the past, a celebration of the present, and a hopeful look to the future of art education in Texas.

## **Every Day Matters, and Every Moment Matters.**

This conference is packed with vibrant and informative in-service workshops, nationally recognized keynote speakers, art exhibits, demos, experience institutes, walk up workshops, commercial exhibits, tours, artisan markets, special events, and social opportunities. TAEA has planned a dynamic and fun packed professional conference for you based upon what you have said that you need. Spend your days soaking up great ideas, reconnecting with old friends, making art with your colleagues, and recharging your creative batteries. But save a few moments to savor the flavor of the Island – dip your toes in the water, visit a charming local gallery, wander the shops along the Strand, or indulge in a double-dip cone.

**The Local Conference Committee, under the direction of Chairs Joey Doyle, Karri Clark, and Joan Finn, has done a remarkable job of organizing these jam-packed conference days. A tip of the hat (a “flip” of a “flop”) to these hard working folks for the hours and hours that they have put in to make this conference a success!**

**Thank you for being here and for your passionate support of TAEA. We are here to serve you. Enjoy your Conference!**

**ARTFULLY YOURS,**

**TAEA Council-At-Large, TAEA Executive Board, Cheryl Evans, TAEA President**



**TAEA 2011 Conference Planning Committee**

# TAEA 50<sup>th</sup> Annual Conference

## EVENT SCHEDULE

### WEDNESDAY, NOVEMBER 9, 2011

6:00 PM-10:00 PM	Local Committee Work	Garden Cay
7:00 PM-12:00 AM	Executive Board Meeting	Presidential Suite

### THURSDAY, NOVEMBER 10, 2011

7:00 AM-7:00 PM	Registration	South Foyer
7:00 AM-7:00 PM	VASE Gold Seal Exhibition	West Foyer
8:00 AM-4:00 PM	TAEA ExCouncil/Council-at-Large	Salon D
12:00 PM-1:00 PM	TAEA ExCouncil/Council-at-Large Lunch	Salon D
12:00 PM-7:00 PM	Fish-Flop Auction Drop-Off	South Foyer
		Registration Desk
4:00 PM-7:00 PM	Commercial Exhibits Open	Expo A & A4
4:00 PM-7:00 PM	Janet Fox Living Legacy	Expo Foyer
4:00 PM-7:00 PM	Conference T-Shirt Sales	Expo Foyer Niche
4:00 PM-7:00 PM	Art & Soul Drop-Off	Expo Foyer Desk
4:00 PM-7:00 PM	Sketchbook Initiative	South Lobby
4:00 PM-8:00 PM	Workshops/Presentations	Breakout Rooms
5:00 PM-8:00 PM	Supervisor's Meeting	Salon D

### FRIDAY, NOVEMBER 11, 2011

7:00 AM-7:00 PM	Registration	South Foyer
7:00 AM-7:00 PM	VASE Gold Seal Exhibition	West Foyer
7:45 AM-8:15 AM	ArtVantage Card Vendor's Showcase	Expo A & A4
8:00 AM-11:45 AM	TAEA/VASE Directors' Meeting	Garden Terrace
8:00 AM-2:00 PM	Conference T-Shirt Sales	Expo Foyer Niche
8:00 AM-7:00 PM	Fish-Flop Auction Bidding	South Foyer
8:15 AM-9:00 AM	Vendor's Showcase	Expo A & A4
8:15 AM-2:00 PM	Commercial Exhibits Open	Expo A & A4
9:00 AM-11:00 AM	Inside the Studio: Daryl Howard	Expo C
9:00 AM-2:00 PM	Workshops/Experience Institutes/Tours	Breakout Rooms
9:00 AM-2:00 PM	Master Art Educator Series	Floral A1
9:00 AM-7:00 PM	Janet Fox Living Legacy	Expo Foyer
9:00 AM-7:00 PM	Art & Soul Drop-Off	Expo Foyer Desk
9:00 AM-7:00 PM	Sketchbook Initiative	South Lobby
11:00 AM-1:00 PM	Supervisor's Meeting	Garden Cay
12:00 PM-1:45 PM	TAEA/VASE Juror Refresher Course	Garden Terrace
2:00 PM-4:00 PM	<b>1<sup>st</sup> GENERAL SESSION: Dan Reeder</b>	Expo B2
	<b>- Awards Presentation</b>	
4:00 PM-6:00 PM	Master Art Educator Series	Floral A1
4:00 PM-7:00 PM	Commercial Exhibits Open	Expo A & A4
4:00 PM-7:00 PM	Workshops/Experience Institutes/Tours	Breakout Rooms
5:00 PM-7:00 PM	Inside the Studio: Dan Reeder	Expo C
7:00 PM-9:30 PM	Artisans Market	Floral A1 & A2

### SATURDAY, NOVEMBER 12, 2011

8:00 AM-2:00 PM	Registration	South Foyer
8:00 AM-9:00 AM	Master Art Educator Series	Floral A1
8:00 AM-9:00 AM	Workshops/Experience Institutes/Tours	Breakout Rooms
8:00 AM-3:00 PM	Fish-Flop Auction Bidding	South Foyer

8:00 AM-3:00 PM  
 8:00 AM-3:00 PM  
 8:00 AM-3:00 PM  
 9:00 AM-11:00 AM  
 11:00 AM-1:00 PM  
 11:00 AM-3:00 PM  
 11:00 AM-3:00 PM  
 11:00 AM-6:00 PM  
 11:00 AM-8:00 PM  
 1:00 PM-3:00 PM  
 8:00 AM-8:00 PM  
 3:00 PM-4:45 PM  
 3:00 PM-5:00 PM  
 9:00 PM-Midnight

Art & Soul Drop-Off  
 Sketchbook Initiative  
 VASE Gold Seal Exhibition  
**2<sup>nd</sup> GENERAL SESSION: Sandy Skoglund**  
 Inside the Studio: Lois Gibson  
 Commercial Exhibits Open  
 Conference T-Shirt Sales  
 Master Art Educator Series  
 Workshops/Experience Institutes/Tours  
 Inside the Studio: Roxanne Swentzell  
 Janet Fox Living Legacy  
 Division Showcases/Meetings  
 Fellows Business Meeting  
 Midnight at the Oasis: 50<sup>th</sup> Anniversary  
 Event

Expo Foyer Desk  
 South Lobby  
 West Foyer  
 Expo B2  
 Expo C  
 Expo A & A4  
 Expo Foyer Niche  
 Floral A1  
 Breakout Rooms  
 Expo C  
 Expo Foyer  
 Breakout Rooms  
 Salon A  
 Pyramid Welcome  
 Center

**SUNDAY, NOVEMBER 13, 2011**

7:00 AM-8:00 AM  
 8:00 AM-9:00 AM  
 9:00 AM-11:00 AM  
 11:00 AM-1:00 PM  
 11:30 AM-12:30 PM  
 1:00 PM-2:00 PM  
 2:30 PM-3:30 PM

Youth Art Month Breakfast/Meeting  
 TAEA Area Meetings  
**3<sup>rd</sup> GENERAL SESSION: Roxanne Swentzell**  
 Workshops/Presentations  
 Fellows Induction  
 Officer Induction  
 Executive Board Meeting

Ivy 2  
 Breakout Rooms  
 Salon D/E  
 Breakout Rooms  
 Presidential Suite  
 Presidential Suite  
 Boardroom

## *ArtVantage Card*

*Win Prizes and earn privileges at State Convention*

**Only \$20.00 Renewal \$15.00**

- 45 minutes of early shopping with the vendors
- Priority placement with artist shoes
- Opportunity for "Last Call" for Silent Auction-Additional minutes.
- Meet & Greet/ General Session Speaker and photo session
- Opportunity to win a free TAEA membership & registration
- Chance at a free renewal of ArtVantage Card.

Chance to Win Quality Prizes



Sold at Registration Table at Conference

***Don't Be Left Out or  
Lose Your Favorite  
Auction Piece!***



# 50<sup>TH</sup> GOLDEN ANNIVERSARY CANDY BAR!

5 special bars will contain a “*GOLDEN TICKET*”

*You can not imagine the marvelous surprises that await you. A golden basket of your wildest dreams and a golden seat at the Master Workshop of Your Choice!*



**\$5 a bar at the registration desk.  
Buy several and good luck to you!**

## *At a Glance...*

**Fish-Flop Auction Drop-Off**  
South Foyer – Registration Desk

**Art & Soul Drop-Off**  
Expo Foyer Desk

**Janet Fox Living Legacy**  
Expo Foyer

**Sketchbook Initiative**  
South Lobby

**VASE Gold Seal Exhibition**  
West Foyer

**Conference T-Shirt Sales**  
Expo Foyer Niche

**Artisans Market**  
Floral A1 & A2

**Master Art Educator Series**  
Floral A1

**Midnight at the Oasis: 50<sup>th</sup>  
Anniversary Celebration**  
Pyramid Welcome Center

## **CONFERENCE REGISTRATION**

**THURSDAY, November 10, 2011**

7:00 AM-9:00 PM

**FRIDAY, November 11, 2011**

7:00 AM-7:00 PM

**SATURDAY, November 12, 2011**

8:00 AM-2:00 PM

**REGISTRATION IS LOCATED IN THE  
SOUTH FOYER.**

## **Don't Miss the General Sessions!**

**Plan your conference around  
the General Sessions.  
Great Give-Aways! Don't  
Miss Out.**

**Hard, cold, cash.** Art materials. A  
private session with Moody Garden's  
Penguins...and more!

*(Must be present to win.)*

## **HELPFUL TIPS**

You must wear your TAEA conference badge at all times.

Lost and Found will be at the conference registration desk until 1:00 PM, Saturday, November 12 after which, please check with the hotel registration personnel. Once conference has concluded, contact TAEA Headquarters.

You do not need a ticket to attend any workshop or session that does not say "ticketed event". You will need to present the receipt that will be in your registration packet for any ticketed workshops/experience institutes/tours.

Additional tickets for ticketed workshops/experience institutes/tours can be purchased on-site (if space is available) at the conference registration area.

A spouse/companion cannot attend workshops/experience institutes or visit the exhibit area unless they are registered as a conference guest. Additional tour tickets, however, can be purchased (if available) for a spouse/companion.

*Come celebrate TAEA's 50<sup>th</sup>  
Midnight at the Oasis  
Glamour, Gold, and Glitz*

*Saturday, November 12, 2011*

*Join the general public at 9pm for free entrance into the  
Rainforest Pyramid*

*Imax Theater*

*4D Imax Experience  
and Festival of Lights*

*Then enjoy a TAEA membership exclusive party  
from 10 to midnight.*

*Attractions will remain open for the party!*

*Live music, cash bar, cake, and a few surprises.*

*Wear your best flip flops. Top hats provided.*

*The hotel shuttle is available from the hotel lobby.*




# EXHIBITORS

Hit the show floor to shop 'til you drop at TAEA's 2011 Conference in Galveston, Texas! Choose from exhibitors that cover all mediums and educational levels. Our Exhibitor's Showcase (Friday, 8:15-9:00 AM) is a great way to relax and visit with individual exhibitors without being pressed for time. And holders of the ArtVantage Card will be allowed for a first-look extended visit (Friday, 7:45-8:15 AM). This unique experience enables you to talk about to talk to exhibitor's about techniques, ideas and available product.

For our 2011 show at the Moody Convention Center we will be located in Halls A1-A4.

<u>BOOTH</u>	<u>EXHIBITOR</u>	<u>BOOTH</u>	<u>EXHIBITOR</u>
223, 322	A. Franklin and Associates	201	L & L Kiln Mfg. Inc.
103	Abbeville Press, Inc.	225, 324	Mayco
205	Activa Products	319	National Art Education Assn.
A15	Akua Inks	106	Nasco
214, 216	AMACO/Brent	415	New Hampshire Institute of Art
208-211	American Ceramic and Glass Supply	301	Original Works
224	Ampersand Art Supply	303	Pacon Corporation
422, 424	Armadillo Clay & Supplies	302	Paragon Industries
A19	Art and Soul	215, 314	Porch School & Art Supply
104	Art to Remember	417	Pro-Panels by MD Enterprises
218-220	Artful Illusions	414	Royal Brush Mfg.
A18	Artist Boat	316	Sanford/Prismacolor
112	ArtVantage Golden Ticket	222	Santa Fe University of Art & Design
318, 320	Asel Art Supply	108, 110	Sargent Art
204, 206	Blick Art Materials	416	Savannah College of Art and Design
A8	Bracker's Good Earth Clays	109, 111	Sax Art Education
A7	Canson	400, 402	Shimpo Ceramics
121, 123, 125	Carpenter-Wild Associates	307, 309	Skutt Kilns
311	Ceramic Store of Houston	118	Spa Escape-BeautiControl
A16	Chroma Inc.	207	Spectrum Glazes, Inc.
315, 317	Colart Americas	A2, A3	Square 1 Art
A6	Corel Corporation	407, 409, 411	Texas Art Education Assn. Headquarters
115, 117	Crayola, LLC	120, 122, 124	Texas Art Supply
323, 325	Cress Mfg. Company	116	Texas Lettering Arts Council
308, 310	Crystal Productions	102	Texas Pottery Supply & Clay Co.
421, 423	Davis Publications	A20	Texas Tech University
401	Denton Art Girls	403	Texas Treasures
304, 306	Dixon Ticonderoga	A13, A14	Triarco Arts & Crafts
A11	Dreaming of Dancing Dragonflies Jewelry	300	Trinity Ceramic Supply
321	Dynasty Brush	418, 420	United Art & Education
119	Ed Hoy's International	221	University of North Texas Art History-Art Education
A1	Encaustikits	203	University of Texas-Austin, College of Fine Arts
A17	Galveston Area Arts Organizations (TAACCL)	A4	University of Texas Permian Basin
305	General Pencil Company	A5	Wacom Technology Services Corporation
105, 107	Hollander Learning Center	A10	Waterman Marketing Co.
202	Hot Wire Foam Factory	217, 219	Weber Group
A12	How Do You Glue.COM	114	Wired Designs/Kiln Frog
410	I Love to Create		
406, 408	Jack Richeson & Company		
A21	JR Collection		
404	KidsArt Fairs		





# Dan Reeder

Dan Reeder is a teacher and papier mâché artist. He made his first monster along with his fifth grade students in 1972. He had the kids make monsters in order to guarantee their success. No one could be criticized for putting a lump or bump in the wrong place. Because it was easier to paint mouths that were open, the kids noticed that their monsters all seemed to be screaming. The monsters became Screamers, and because of an article in a Seattle newspaper, Dan became known around the Pacific

Northwest as Dan the Monster-Man. His work has been displayed in fairs, galleries, and art museums. He published his first book about his non-traditional papier mâché techniques in 1984. *The Simple Screamer: A Guide to the Art of Papier and Cloth Mâché* (Gibbs Smith Publisher). This book remained in print for over twenty-five years and sold around the world. It helped change the face of papier mâché from balloons and piggy banks to a medium with unlimited possibilities.

The success of the book led to the sequel in 1999, *Make Something Ugly For a Change*, and to his most recent book, *Papier Mâché Monsters: Turning Trinkets and Trash into Magnificent Monstrosities* (2009, Gibbs Smith Publisher). Dan is a papier mâché zealot. He wants the world to reconsider this under-rated, under-utilized art form. For Dan, the most gratifying part of having books in print has been the hundreds of photographs he has received over the years of happy people showing off their papier mâché



projects. Dan considers creatures made from his books to be his grandchildren. Dan continues to teach school although half of his thirty-nine year career has been spent teaching math. He currently teaches math at Lakeside School in Seattle, Washington. Visit Dan at his website, [www.gourmetpapermache.com](http://www.gourmetpapermache.com), or his blog, [www.papermacheblog.com](http://www.papermacheblog.com).

**1st General Session**  
**Friday, 2-4 PM, Expo B2**





# Sandy Skoglund

**2nd General Session**

**Saturday 9-11 AM, Expo B2**

Sandy Skoglund was born in Weymouth, Massachusetts in 1946. Skoglund studied studio art and art history at Smith College in Northampton, Massachusetts from 1964-68. Sandy went on to graduate school at the University of Iowa in 1969 where she studied filmmaking, painting, intaglio printmaking, and multimedia art, receiving her M.A. in 1971 and her M.F.A. in painting in 1972.

Sandy moved to New York in June of 1972, where she started working as a conceptual artist, dealing with repetitive, process-oriented art production through the techniques of mark-making and photocopying. In the late seventies Sandy's desire to document conceptual ideas led her to teach herself photography. This developing interest in photographic technique became fused with her

interest in popular culture and commercial picture making strategies, resulting in the work that she is known for today. She has been teaching photography, digital photography, and other art forms at Rutgers University-Newark since 1976.



**[credit line for Fox Games]**

Sandy Skoglund, Fox Games, 1989,  
color photograph © Sandy Skoglund

Sandy will be speaking to conference attendees about her work as an artist, describing what she calls the thrill of doubt and struggle in the process of creativity. She will discuss how fear and obstacles can contribute to the value of the artistic process.

Artistically, Skoglund has repeatedly focused on learning and unlearning as methods of structuring the chaos of the unconscious in personal expression.



**[credit line for Fresh Hybrid]**

Sandy Skoglund, Fresh Hybrid, 2008, color photograph © Sandy Skoglund

# Roxanne Swentzell




Roxanne Swentzell was destined to be a talented artist. Her family is full of renowned potters and sculptors. Her talent was recognized early. Her first piece of art was a clay dog at the age of four. As a child, Roxanne found it difficult to express herself with words, the results of shyness and a speech impediment. But while watching her mother shape clay, she discovered a way to communicate. One day, sad and discouraged after having a hard day in grade school and unable to tell her mother what was wrong, she picked up a hunk of her mother's clay. She formed it into the figure of a little girl with her head down on a school desk.

Her mother looked at it and immediately understood. She had found her voice. She was given the opportunity to spend two years at the Institute for American Indian Arts in Santa Fe before graduating from high school. She then went on to the Portland Museum Art School.

After formal training and the development of her own style, Swentzell began to create full-length clay figures that represent the complete spectrum of the human spirit. She feels that many people are out of touch with their environment and hopes relating to her expressive characters will help them get back in touch with their surroundings and feelings. Her figures represent a full range of emotions and irrepressible moods. Swentzell focuses a lot on interpretative female portraits attempting to bring back the balance of power between the male and female, inherently recognized in her own culture. Additionally, she increasingly uses a powerful sense of humor to communicate.

Her work is in such high demand that people line up by the dozens at her booth at shows like Santa Fe Indian Market where she won Best of Sculpture in 1999 with a larger-than-life bronze. In 2004 she completed a commission for the Smithsonian Institute for the National Museum of the American Indian. Though steeped in her own culture, Swentzell's



work demonstrates an astounding universality, speaking to people of all cultures. Check out her web site at [www.roxanneswentzell.net](http://www.roxanneswentzell.net)

Her Keynote presentation will be on Sunday, Nov. 13, 9 – 11 am. She will present her Master Artist Series Workshop on Saturday, Nov 12. This hands-on workshop will seat 75 teachers and is free. There will be additional theater seating (no supplies available) for an additional 200.

**3rd General Session**  
**Sunday, 9-11 AM, Salon D/E**





# MASTER ART EDUCATOR SERIES

"Give me your tired, your poor, your huddled masses yearning to breathe free," is a familiar stanza on our Statue of Liberty. I say, "Give me your new, your tired, your befuddled art educators yearning to find a way." At this year's Fall Conference in Galveston, TAEA is launching the MASTER ART EDUCATOR strand.

The MASTER ART EDUCATOR Strand was created by the TAEA Executive Board and Council-at-Large to provide members successful tools for their educator tool boxes. They identified and defined 12 essential attributes. When these are absorbed, adopted and implemented as needed – in part or in whole – they will enable art teachers to find real success in their classrooms and real joy in their profession. They can also serve as examples to other content area teachers because educators in the fine arts are blazing the trail of authentic learning for children.

- ★ Are you a brand new art educator?
- ★ Are you an art educator with alternative certification?
- ★ Are you an art educator looking for a specific solution?
- ★ Are you an art educator in search of all the tools you can find?
- ★ Are you in need of rejuvenation?

If you answered "yes" to any of the above, come to the Annual Conference and plumb the depths of the Master Art Educator with us. There are 12 amazing Master Art Educators who will be guiding these sessions.

The 12 Attributes (and sessions) are: 1. Sees developing relationship with students as key to student success, 2. Builds an effective classroom environment, 3. Successfully integrates across the curriculum, 4. Teaches process and technique through the creation of art, 5. Establishes a collaborative and/or collegial environment between teachers and students, and students and students, 6. Applauds creative thinking rather than mimicry – differentiating instruction for unique results, 7. Establishes high standards with formative, summative and authentic assessment – enabling students to set and reach high goals, 8. Relates the creative process and problem-solving skills to everyday life, 9. Actively engages students at all times, 10. Believes in students in a positive way – all students have potential, 11. Seeks continuing development in their field – is a perpetual learner, and 12. Is an active artist. We are also throwing in a special 13<sup>th</sup> Session on "Prepares and maintains professional documentation of his/her work as an art educator."

So – come and explore this new strand with us. We'll "weave" it together!

## **Linda Fleetwood**

### ***MASTER ART EDUCATOR: Relating to Students – Key to Student Success***

In this session, learn that the Master Art Educator sees developing relationship with students as key to student success.

Students know they are cared for with risk factors removed. Students care about learning because teacher cares about them

with the student/teacher relationship based on mutual respect. The teacher is a facilitator rather than dictator and advocates for his/her students and program. Genuine interest is taken in student interests and activities.

**Tim Lowke**

***MASTER ART EDUCATOR: Building an Effective Classroom Environment***

In this session, learn that the Master Art Educator builds an effective classroom environment. The room is organized, but functional, and is instructionally specific with the room arrangement related to assignments. The room could appear as organized chaos as students direct their own learning. It contains samples of historical, professional, exemplary student, and career idea artworks. Safety concerns are evident and visible within the organization of the classroom and students are given choices within the safe environment.

**Alisa Meli**

***MASTER ART EDUCATOR: Integrating Across the Curriculum***

In this session, learn that the Master Art Educator successfully integrates across the curriculum. Accomplished curricular by tying art to core norms in writing, vocabulary, measuring, environmental science, etc. and by teaching other content teachers how to incorporate art into their curriculum thereby creating student relevance. Accomplished through enhancing school climate by taking part in fine arts and spirit events.

**Jennifer Janak**

***MASTER ART EDUCATOR: Process and Technique***

Through the Creation of Art

In this session, learn that the Master Art Educator teaches process and technique through the creation of art. Step-by-step processes are taught for scaffold learning and are differentiated for different student learning styles. Also, traditional art methods are deconstructed and constructed for further scaffolding. Many different teaching strategies are used: teacher demonstration, guest speakers, field trips, samples, etc. Students are encouraged to self-discover and then their findings are celebrated. They are given casual exploration time provided with formative checking without the pressure

of summative assessment. There are no cookie cutter projects; both process and product are utilized for the students to examine, explore, express, and evaluate.

**Samantha Melvin**

***MASTER ART EDUCATOR: Establishing a Collaborative and Collegial Environment***

In this session, learn that the Master Art Educator establishes a collaborative and/or collegial environment between teachers and students, and students and students. The art room is a safe environment that allows communication; agreeing to disagree, exploring, discovering, and trying. The teacher is a guide or facilitator who leads students to destinations. The teacher keeps it “light” – learning to laugh and using a sense of humor. There is a climate of mutual respect as students are people – not lesser beings. The teacher shows students their own artwork and has students observe them working. Students are encouraged to create their own rubrics and criteria and peer collaboration and tutoring is welcomed and encouraged. The teacher creates quality questions – giving students ample time to reply – then probes farther to encourage deeper thinking. Instruction is not limited to just the art classroom but is found in other disciplines and in the community.

**Nicole Brisco**

***MASTER ART EDUCATOR: Creative Thinking***

In this session, learn that the Master Art Educator applauds creative thinking rather than mimicry and there is differentiation for unique results. Students are encouraged and expected to look outside their comfort zones and approach things in new ways to stretch them for growth and positive feedback is given to encourage. Open-ended projects and different types of materials are provided to help students stretch. There are student-led changes and teachers welcome and celebrate student discovery. Brainstorming strategies are encouraged and teachers help students

make connections with their own experiences for authentic instruction.

### **Debi Waltz**

#### ***MASTER ART EDUCATOR: Establishing and Reaching High Standards Through Assessment & Pedagogy***

In this session, learn that the Master Art Educator establishes high standards with ongoing formative, summative and authentic assessment – enabling students to set and reach high goals. Teachers provide a balanced curriculum – teaching the TEKS but then extending them. Creativity is cultivated and arrangements are made for thoughtful engagement with art.

Connections are made for relevance so that students develop a healthy global world view. Learning is student-centered and class critiques are positive and productive. Varied pedagogical strategies are used: ask 3 before me, evaluate/produce/re-assess, brain-based activities, peer critiques, differentiation, etc. Students are encouraged to be risk-takers and problem-solvers and teachers set high expectations and demonstrate a “can do” success-driven attitude.

### **Mel Basham**

#### ***MASTER ART EDUCATOR: Relating the Creative Experience to Everyday Life***

In this session, learn that the Master Art Educator relates the creative process and problem-solving skills to everyday life. Teachers keep learning real, establishing relevance to produce rigor. Students are encouraged to create artwork that relates to their lives and their cultures. Teachers get to know their students – making relevant connections and valuing their culture and experiences. They motivate their students like a coach and help others see the importance of creativity and the arts.

### **Suzy Greene**

#### ***MASTER ART EDUCATOR: Actively Engaging the Student***

In this session, learn that the Master Art Educator actively engages students at all

times. Learning is student-centered (with teacher orchestrating), concept driven, relevant to the student, encouraging, cross-curricular, engaging, student-guided, and teambuilding. The classroom appears as organized chaos as learning is accomplished through communication, collaboration and movement – teacher to student and student to student. Teacher uses communication pedagogical strategies like: think-pair-share, peer critique based on the Critical Method, 100% participation, and differentiation. There are no worksheets or technique practices without application to real artwork. Laughter is encouraged and open-ended projects are used to give students freedom of choice. Expectations are overt or transparent and therefore criteria and guidelines are provided for the student.

### **Teri Evans-Palmer**

#### ***MASTER ART EDUCATOR: Is Positive – Believes in Students***

In this session, learn that the Master Art Educator believes in students in a positive way – all students have potential and all start each day anew. Teacher establishes a “Yes You Can” atmosphere – helping students find their unique gifts – and establishes an open-ended approach to learning. Teacher is happy in his/her work with a joyful attitude knowing that a successful and positive attitude starts with the teacher. Teacher is encouraging and celebrates creative problem-solving skills. Order in the classroom is established to maintain peace and safety. Teacher is flexible, forgiving, merciful, professional, positive, encouraging, mentoring, resilient, and has respect for the students, the school, and community.

### **Christine Bain**

#### ***MASTER ART EDUCATOR: Seeks Continuing Development***

In this session, learn that the Master Art Educator seeks continuing development in their field – is a perpetual learner. Teachers stay up-to-date because the field of art

education is always changing and they must feed themselves artistically to stay fresh, innovative, and creative. Teachers must stay ahead of the curve because they are preparing students for jobs that have not even been created yet so creative problem-solving is essential. The world changes fast in the information age and new research impacts practice and can make the difference in student success. Teachers must stay energized and happy in the profession and must use research and new strategies while keeping what is best of tried and true practices.

**Cheryl Evans**

***MASTER ART EDUCATOR: Is a Practicing Artist***

In this session, learn that the Master Art Educator Is an active artist because teachers relate best to a student if they are still learning as well. Teachers showing and creating their own artwork display and demonstrate the creative spirit. It also builds

relationships with students and increases trust and relevance; giving them confidence in their teacher. Practicing artists/teachers introduce the artist's lifestyle as a career choice and help students be proud to be involved in the arts. Practicing artists/teachers also stay on the cutting edge of new materials and trends and demonstrate innovation which builds personal experiences that students relate to.

**Dr. Linda Kennedy**

***MASTER ART EDUCATOR: Professional Credentials***

In this session, learn that the Master Art Educator prepares and maintains professional documentation of his/her work as an art educator. As a tool for advocacy for the arts and as a means of accountability in the profession, art educators should prepare and maintain a professional resume and portfolio. Both should be available in digital or printed format – digitally through the use of email, e-portfolio, or other media-sharing means.



**DAN REEDER – THE MONSTER MAN**

**GENERAL SESSION  
FRIDAY 2-4 PM  
EXHIBIT HALL B**

**Grab a coffee and a friend and join sculptor and author of The Simple Screamer Book. Come and find a new way to approach the tried and true medium of paper mache.**

**Guaranteed to amaze and entertain you.**

**Come laugh and learn.**

## “Inside the Studio”



**Daryl Howard – Master Printmaker**  
**Friday, November 11**  
**9:00 AM to 11:00 AM**  
**Expo C**

After receiving her BFA from Sam Houston State University, Daryl lived and taught art at an overseas school in Tokyo in the 1970's. During this time Howard was introduced to a private collection of 18th and 19th century Ukiyo-e woodcuts. Feeling an immediate connection to

the works of art and wanting to learn more about the woodblock print making process, Daryl embarked on an apprenticeship with master print maker Hodaka Yoshida.

By the time she left Japan, Howard had become proficient in the Medium, well on her way to perfecting the painstaking demands of carving and printing. Immediately returning to graduate school in 1976 at the University of Texas at Austin, she began her experience with a second medium, mixed media collage.

As a former art educator from Texas, Howard understands the role of the classroom studio artist. She brings her real life experiences and her sharp sense of humor to share with teachers in this hands-on workshop.



**Dan Reeder – Papier Mâché Artist**  
**Friday, November 11**  
**5:00 PM to 7:00 PM**  
**Expo C**

Dan Reeder is a teacher and papier mâché He made his first monster along with his fifth students in 1972. He had the kids make in order to guarantee their success. No one be criticized for putting a lump or bump in the wrong place. Because it was easier to paint mouths that were open, the kids noticed

that their monsters all seemed to be screaming. The monsters became “Screamers,” and because of an article in a Seattle newspaper, Dan became known around the Pacific Northwest as “Dan the Monster-Man.” His work has been displayed in fairs, galleries, and art museums. He published his first book about his non-traditional papier mâché techniques in 1984. *The Simple Screamer: A Guide to the Art of Papier and Cloth Mâché* (Gibbs Smith Publisher). This book remained in print for over twenty-five years and sold around the world. It helped change the face of papier mâché from balloons and piggy banks to a medium with

unlimited possibilities. The success of the book led to the sequel in 1999, *Make Something Ugly...For a Change*, and to his most recent book, *Papier-Mâché Monsters: Turning Trinkets and Trash into Magnificent Monstrosities* (2009, Gibbs Smith Publisher). Dan is a papier mâché zealot. He wants the world to reconsider this under-rated, under-utilized art form. For Dan, the most gratifying part of having books in print has been the hundreds of photographs he has received over the years of happy people showing off their papier mâché projects. Dan considers creatures made from his books to be his grandchildren. Dan continues to teach school although half of his thirty-nine year career has been spent teaching math. He currently teaches math at Lakeside School in Seattle, Washington. Visit Dan at his website, [www.gourmetpapermache.com](http://www.gourmetpapermache.com), or his blog, [www.papermacheblog.com](http://www.papermacheblog.com).



**Lois Gibson – Forensic Artist**  
**Saturday, November 12**  
**11:00 AM to 1:00 PM**  
**Expo C**

Lois Gibson is recorded in the Guinness Book of Records as The World’s Most Successful Artist. Since beginning her career in 1982, her sketches have helped law enforcement bring in over 1,188 criminals. She is a graduate of the University of Texas at Austin with a Bachelor of

Fine Arts With Honors and the FBI Academy Forensic Artist Course. She now teaches this profession at Northwestern University. She completed the textbook for her profession titled “Forensic Art Essentials” released by Elsevier Academic Press December 2007. Her recently published true-crime book “Faces of Evil” which profiles some of her most fascinating cases was co-authored with renowned writer Deanie Francis Mills. Both books are available in book stores and online. Her recent sketch of an unidentified murdered baby girl called “Baby Grace” prompted Riley Ann Sawyers’ grandmother to identify her for the Galveston authorities resulting in the apprehension of her murderers. In 1990, Gibson sketched an accurate likeness of Dennis Bradford, recently arrested in the assault/attempted murder of Jennifer Shuett in Dickinson Texas 19 years ago.

Lois has been profiled in and on:

ABC’s 20/20  
 Dateline NBC  
 People Magazine  
 The CBS Early Show  
 Larry King Show  
 Good Morning America  
 Fox News  
 Reader’s Digest  
 Oprah’s Magazine, O

Reader’s Digest  
 Oprah’s O Magazine  
 CNN’s Paula Zahn Now  
 RELENTLESS on Oxygen  
 Discovery Channel  
 Newsweek Magazine  
 Houston Chronicle  
 London Daily Telegraph  
 Unsolved Mysteries

TAEA Members will pick up a pencil and join Lois Gibson in this hands–on session on the *Do’s and Don’ts of Drawing*.



**Roxanne Swentzell – Sculptor**  
**Saturday, November 12**  
**1:00 PM to 3:00 PM**  
**Expo C**

Roxanne Swentzell was destined to be a artist. Her family is full of renowned potters and sculptors. Her talent was recognized early. Her first piece of art was a clay dog at the age of four. As a child, Roxanne found it difficult to express herself with words, the results of shyness and a speech impediment. But while watching her mother shape clay, she discovered a way to communicate. One day, sad and discouraged after having a hard day in grade

school and unable to tell her mother what was wrong, she picked up a hunk of her mother's clay. She formed it into the figure of a little girl with her head down on a school desk. Her mother looked at it and immediately understood. She had found her voice. She was given the opportunity to spend two years at the Institute for American Indian Arts in Santa Fe before graduating from high school. She then went on to the Portland Museum Art School.

After formal training and the development of her own style, Swentzell began to create full-length clay figures that represent the complete spectrum of the human spirit. She feels that many people are out of touch with their environment and hopes relating to her expressive characters will help them get back in touch with their surroundings and feelings. Her figures represent a full range of emotions and irrepressible moods. Swentzell focuses a lot on interpretative female portraits attempting to bring back the balance of power between the male and female, inherently recognized in her own culture. Additionally, she increasingly uses a powerful sense of humor to communicate.

Her work is in such high demand that people line up by the dozens at her booth at shows like Santa Fe Indian Market where she won Best of Sculpture in 1999 with a larger-than-life bronze. In 2004 she completed a commission for the Smithsonian Institute for the National Museum of the American Indian. Though steeped in her own culture, Swentzell's work demonstrates an astounding universality, speaking to people of all cultures. Check out her web site at [www.roxanneswentzell.net](http://www.roxanneswentzell.net).

Her Keynote presentation will be on Sunday, Nov. 13, 9 – 11 am. She will present her Master Artist Series Workshop on Saturday, Nov12.

This hands-on workshop will seat 75 teachers and is free. There will be additional theater seating (no supplies available) for an additional 200.



## Explore, Imagine, Create ...

K-12 art teachers from around the country have assembled on the pages of *Arts & Activities* with a single purpose: To share with you their best classroom-tested, art-teaching experiences and creative ideas. Tap into this invaluable, time-saving resource. Add *Arts & Activities* magazine to your classroom, library or media center today.

**10 issues for only \$19.95** (reg. \$24.95)

*(Published September through June)*

### Subscribe Online Now!


[www.artsandactivities.com](http://www.artsandactivities.com)



**arts & activities**

**SPECIAL PRICE FOR TAEA MEMBERS**

*When ordering, use promotional code: shb-nae (case sensitive).*



# **THURSDAY WORKSHOPS**

**NOVEMBER 10**

**4:00pm –5:00pm                      Presenter: Jennifer Phelps                      Salon A**  
***2011 Project Guide Demonstration***

Come see the 2011 United Art & Education Projects! Come make fun projects and get hands-on experience you can take back to the classroom.

**4:00pm-5:00pm                      Presenter: Nancy Wood                      Salon B**  
***To View A Painting Vs. To Walk Through A Painting***

An experimental study to analyze the relationships between media, learner engagement, task structure and learning. College students critique a work of art presented as either a 2D image in a web page, or as a 3D design in an interactive virtual world.

**4:00pm-6:00pm                      Presenter: Beth Wild                      Salon C**  
***Basic Acrylic Color Mixing***

Red and blue can make Purple!! Using a new limited palette to create a full spectrum of colors, it's cost effective and currently being used at a number of universities. This color system works great.

**5:00pm-6:00pm                      Presenter: Jill Davis                      Salon B**  
***Air Dry Clay-An Alternative to Kiln Firing***

Hands-on presentation using exclusive air dry clay! Great alternative for those educators who do not have access to kilns or just need a quick introduction to the world of 3-D hand building with clay!

**5:00pm-7:00pm                      Presenters: Jeff Sandoe and Elaine Zimmerman                      Salon A**  
***Clay and Underglaze Masks***

Participants will work with moist clay with very few tools. Effective Techniques will be demonstrated to create eyes and mouths that are realistic and easy to form.

**6:00pm-8:00pm                      Presenter: Amanda Prather and Karrie Huskey                      Salon C**  
***"Fun-Sucker" Dolls***

Regain a sense of self-control in classes that make you feel hexed! Like the "fun-sucker" effigies we'll stuff with spit-balls, your kids can't help what they are made of. But YOU can still make a positive difference in their lives.

**6:00pm-7:00pm                      Presenter: Kathy Towers                      Salon B**  
***Creating Radial Designs***

Create your own radial design on an 8-1/2" square of paper! Attendees will complete a black and white radial design using a marker, ruler, compass, and imagination. Limitless possibilities!

7:00pm-8:00pm

Presenter: Jaqueline Cason

Salon A

**Portfolios That Earn Scholarship**

Learn what you can do to help your students get noticed by NASAD-caliber colleges of Art & Design. Some behind-the-scenes inside tips on how admissions counselors determine scholarship awards will be provided.

7:00pm-8:00pm

Presenter: Maren Farmer

Salon B

**There's An App For That**

Students create their own app and logo design. They draw and color a 9 by 12 finished logo that is put on to the large class iPhone bulletin board. Participants will design and draw their own app to add to a large conference participant's iPhone design.



The advertisement for the Triarco Sketch Kit (RA13444) features a hand-drawn illustration of a hand sketching a floral design with a pencil. The kit includes a spiral-bound sketchbook, several pencils, and a small container of erasers. The text on the advertisement reads: "Triarco SKETCH KIT RA13444", "Triarco Offers a Great Selection of Exclusive Art Kits!", "Contact us for your FREE Catalog!", "PHONE: 1-800-328-3360", "TOLL FREE FAX: 1-877-727-2380", and "WEB: ETRIARCO.COM". A small inset image shows the cover of the Triarco Arts & Crafts 2011 Catalog with the slogan "Keep your eye on the artist!" and "FREE SHIPPING".

**Roxanne Swentzell  
Sculptor**

Roxanne Swentzell sculptures reflect her Native American culture and her view of the world. The Smithsonian has commissioned her and her works are in major collections world-wide, yet her message and her methods are incredibly applicable to the art classroom. Art saved her life and her story and her work will change you.

General Session Speaker  
Sunday, November 13  
9:00am-11:00am  
Moody Ballroom

# Tours – FRIDAY, November 11

**9:30am -12:30pm – The Broadway Beauties Historical Homes/ Architectural Tour: The Bishop’s Palace; 1859 Ashton Villa (closed since Ike); 1895 Moody Mansion – Limit 40 – \$20.00**

Built before the Civil War, Ashton Villa provides an intimate glimpse into the life of a prominent Victorian family. The Bishop’s Palace was begun in 1886 and completed in 1893, at a cost of \$250,000. The Catholic diocese owned the structure from the 1920’s to the middle 1950’s. The palace is ranked among the top 100 historic homes in the nation. The Moody Mansion was built between 1893 and 1895 and features rare hand-carved wood details, stained glass windows, and coffered ceilings. Come see what life was like during the Gilded Age. **(Drink and refreshment stop at Mosquito Café where TAEA President Cheryl Evan’s artwork is currently on exhibit.)**  
*Meet in Expo Walkway.*

**10:00am -12:00pm – Galveston Tree Sculpture Tour – Limit 40 – \$20.00**

On September 13th, 2008, Hurricane Ike covered most of the Island in a tidal surge. The damaging combination of powerful wind and waves immediately uprooted many trees, but ultimately the salty storm waters led to the demise of the thousands of others. Ike forced Galveston to say a sad goodbye to so much of its beautiful tree canopy. Months later sculpture artists have

breathed second life into something Mother Nature attempted to destroy. Whimsical sculptures have replaced the majestic oaks that once lined many neighborhood streets and shaded homes. Tucked into gardens and nestled in side yards the sculptures are there for the public to enjoy. **(Drink and refreshment stop at Mosquito Café where TAEA President Cheryl Evan’s artwork is currently on exhibit.)**  
*Meet in Expo Walkway.*

**10:30am -12:00pm – Galveston Island DUCK Tour – Limit 25 – \$15.00**

Take a fun family tour! The Galveston Duck Tour is a unique way to see Galveston Island by land and by sea! This WWII amphibious tour bus travels on land and water. During the entire Duck tour, you will enjoy a humorous yet informative tour given by the experienced captain. Bring your camera for some great photos!  
*Meet in Expo Walkway.*

**4:00pm -9:00pm – Houston Eye Opener Tour – Limit 50 – \$10.00**

Join us for an eye opening tour of some of Houston's most unique sites, the Art Car museum, the Beer Can house, and the Orange show. Food & drink will be provided.  
*Meet in Expo Walkway.*

# Tours - SATURDAY, November 12

**12:30pm -2:00pm – Galveston Island DUCK Tour – Limit 25 – \$15.00**

Take a fun family tour! The Galveston Duck Tour is a unique way to see Galveston Island by land and by sea! This WWII amphibious tour bus travels on land and water. During the entire Duck tour, you will enjoy a humorous yet informative tour given by the experienced captain. Bring your camera for some great photos!

***Meet in Expo Walkway.***

**2:30pm -5:30pm – The Broadway Beauties – Historical Homes/Architectural Tour  
The Bishop’s Palace, 1859 Ashton Villa (closed since Ike), 1895 Moody Mansion – Limit 40 – \$20.00**

Built before the Civil War, Ashton Villa provides an intimate glimpse into the life of a prominent Victorian family. The Bishop’s Palace was begun in 1886 and completed in 1893, at a cost of \$250,000. The Catholic diocese owned the structure from the 1920’s to the middle 1950’s. The palace is ranked among the top 100 historic homes in the nation. The Moody Mansion was built between 1893 and 1895 and features rare hand-carved wood details, stained glass windows, and coffered ceilings. Come see what life was like during the Gilded Age. **(Drink and refreshment stop at Mosquito Café where TAEA President**

**Cheryl Evan’s artwork is currently on exhibit.)**

***Meet in Expo Walkway.***

**3:00pm-5:00pm – Galveston Tree Sculpture Tour – Limit 40 – \$20.00**

On September 13th, 2008, Hurricane Ike covered most of the Island in a tidal surge. The damaging combination of powerful wind and waves immediately uprooted many trees, but ultimately the salty storm waters led to the demise of the thousands of others. Ike forced Galveston to say a sad goodbye to so much of its beautiful tree canopy. Months later sculpture artists have breathed second life into something Mother Nature attempted to destroy. Whimsical sculptures have replaced the majestic oaks that once lined many neighborhood streets and shaded homes. Tucked into gardens and nestled in side yards the sculptures are there for the public to enjoy. **(Drink and refreshment stop at Mosquito Café where TAEA President Cheryl Evan’s artwork is currently on exhibit.)**

***Meet in Expo Walkway.***

## OUT OF THE BOX

Art Cars, glass bead demo, ceramic raku demo, chalk pastel sidewalk - hands on work! Come see what is happening on the Breezeway (between the Expo hall and the parking garage) on Saturday. Stroll, watch, or get down on your hand and knees and make some art.

# EXPERIENCE INSTITUTES

## THURSDAY, November 10



### **6:00pm –10:00pm – Experience Institute/Super Session at the Museum of Fine Arts, Houston – Limit 40 – \$10.00**

Start the TAEA conference off with an art-filled evening at the Museum of Fine Arts, Houston! Join mini-workshops led by artists; roam the museum, including the newest exhibition *Gifts of the Sultan: The Arts of Giving at the Islamic Courts*; join a docent-led tour; learn about opportunities for educators around the state, including the museum's Kinder Foundation Education Center. Light refreshments will be served and free give-a ways! Tickets for the current exhibit: *Tutankhamun The Golden Kings and The Great Pharaohs* are not included in the price of the Experience Institute. Tickets for *Tutankhamun* are optional and must be purchased from the museum by the participant, prior to the start of the conference.

The bus will depart Moody Gardens at 6:00 pm and will return participants back to Moody Garden by 10:00 pm.

***Meet in Expo Walkway;  
Transportation included.***

## FRIDAY, November 11

### **10:00am-12:00pm – Sandcastles – Limit 14 – \$5.00**

Ever wonder how to combine the classroom and the great outdoors? Ever want to work large scale sculptures? At the beach?! Join us for a lesson in sandcastle building. Participants will learn the step-by-step process to creating large scale sandcastles and receive information on grant writing and fieldtrip preparation. Hands-on to the extent you wish to participate.

***Meet in Expo Walkway;  
Transportation included.***

### **2:00pm-4:00pm – Sandcastles (repeat) – Limit 14 – \$10.00**

Ever wonder how to combine the classroom and the great outdoors? Ever want to work large scale sculptures? At the beach?! Join us for a lesson in sandcastle building. Participants will learn the step-by-step process to creating large scale sandcastles and receive information on grant writing and fieldtrip preparation. Hands-on to the extent you wish to participate.

***Meet in Expo Walkway;  
Transportation included.***

## SATURDAY, November 12

### **2:00pm-5:30pm – George Bowes Exploring Ceramics: Depth without Difficulty – Limit 15 – \$15.00**

In this workshop we will cover simple ceramic forming and finishing techniques you can bring to your students. By making the technical portion of the projects minimal you

afford the students an ease of realizing their ideas. Simple exercises to access and aid in student's motor skills with clay will be covered. Use of materials to finish the work will also be presented to bring a depth of surface to the students work using products commercially available. This workshop will include presentations on historical and contemporary ceramic objects and techniques as well as offering a hands on experience for educators. George Bowes graduated from the Cleveland Institute of Art (BFA, 1984) and the University of California, Davis, (MFA 2001). He has received multiple Individual Artist Fellowships from the Ohio Arts Council and an Arts Midwest / NEA Regional Visual Arts Fellowship Award. His works reside in many public (including The Smithsonian) and private collections.

***Meet in Expo Walkway;  
Transportation included.***

**2:00pm-5:30pm – Rene Wiley  
Vibrant landscape oil painting – Limit  
15 – \$25.00**

Working from photographs, participants will reference the idea of plein-air, working quickly and simply, concentrating on pushing color temperature in order to produce simplified, yet exciting landscapes. Rene Wiley is an artist and gallery owner; "Galveston has remained a strong influence in my work. I was first attracted to the people enjoying the sand and saltwater, but after moving here a few years ago, the island landscape has inspired many paintings. The varied patterns of foliage and sky combine to create ever changing designs. The gulf coast sky provides the essential light that gives color to ordinary subjects. The atmosphere

illuminates the familiar and invites the observer to consider the simple beauty of our world. For me, painting is a form of hospitality."

***Meet in Expo Walkway;  
Transportation included.***

**2:00pm-5:30pm – Bob Mosier  
Expressive Portrait Painting – Limit  
15 – \$10.00**

This is an "Expressive by the Nature of the process"; behind-your-back-over-your-shoulder Portrait painting workshop. Create an environment that will give your students a new and expressive way of looking at portrait painting. Fingers- cardboard- and paint-no brushes allowed-bring an apron. Don't get your nails done before this hands-on workshop!

***Meet in Expo Walkway;  
Transportation included.***

**SANDY  
SKOGLUND**

**INSTALLATION, SCULPTURE AND  
PHOTOGRAPHS**

**SATURDAY  
GENERAL SESSION**

**9am-11am**

**Expo B2**

You have seen her work in all of the art history textbooks, now see her at the Saturday General Session as you hear how she moves from idea, to concept, to finished work.

Don't miss this opportunity to see one of the most important artists of our time.

# BUILD YOUR SCHEDULE THURSDAY

## MORNING

## THINGS TO DO!

7:00 REGISTRATION (7:00 AM - 9:00 PM)

SOUTH FOYER

8:00

8:30

9:00

9:30

10:00

10:30

11:00

11:30

## AFTERNOON

## PLACES TO GO!

12:00

12:30

1:00

1:30

2:00

2:30

3:00

3:30

4:00 COMMERCIAL EXHIBITS OPEN (4:00 PM - 7:00 PM)

EXPO A1-A4

4:30

5:00

5:30

## EVENING

## PEOPLE TO SEE!

6:00

6:30

7:00

7:30

8:00

8:30

9:00

# BUILD YOUR SCHEDULE **FRIDAY**

## **MORNING**

## **THINGS TO DO!**

7:00	REGISTRATION (7:00 AM – 7:00 PM)
8:00	COMMERCIAL EXHIBITS OPEN (8:15 AM – 2:00 PM)
8:30	
9:00	
9:30	
10:00	
10:30	
11:00	
11:30	

SOUTH FOYER
EXPO A1-A4

## **AFTERNOON**

## **PLACES TO GO!**

12:00	
12:30	
1:00	
1:30	
2:00	GENERAL SESSION (2:00 PM – 4:00 PM)
2:30	
3:00	
3:30	
4:00	COMMERCIAL EXHIBITS OPEN (4:00 PM – 7:00 PM)
4:30	
5:00	
5:30	

EXPO B2
EXPO A1-A4

## **EVENING**

## **PEOPLE TO SEE!**

6:00	
6:30	
7:00	ARTISAN'S MARKET (7:00 PM – 9:30 PM)
7:30	
8:00	
8:30	
9:00	

FLORAL A1 & A2

# BUILD YOUR SCHEDULE SATURDAY

## MORNING

## THINGS TO DO!

7:00 REGISTRATION (7:00 AM - 9:00 PM)

8:00

8:30

9:00

9:30

10:00

10:30

11:00

11:30

## AFTERNOON

## PLACES TO GO!

12:00

12:30

1:00

1:30

2:00

2:30

3:00

3:30

4:00 EXHIBITORS OPEN (4:00 PM - 7:00 PM)

4:30

5:00

5:30

## EVENING

## PEOPLE TO SEE!

6:00

6:30

7:00

7:30

8:00

8:30

9:00

# BUILD YOUR SCHEDULE **SUNDAY**

## MORNING

## THINGS TO DO!

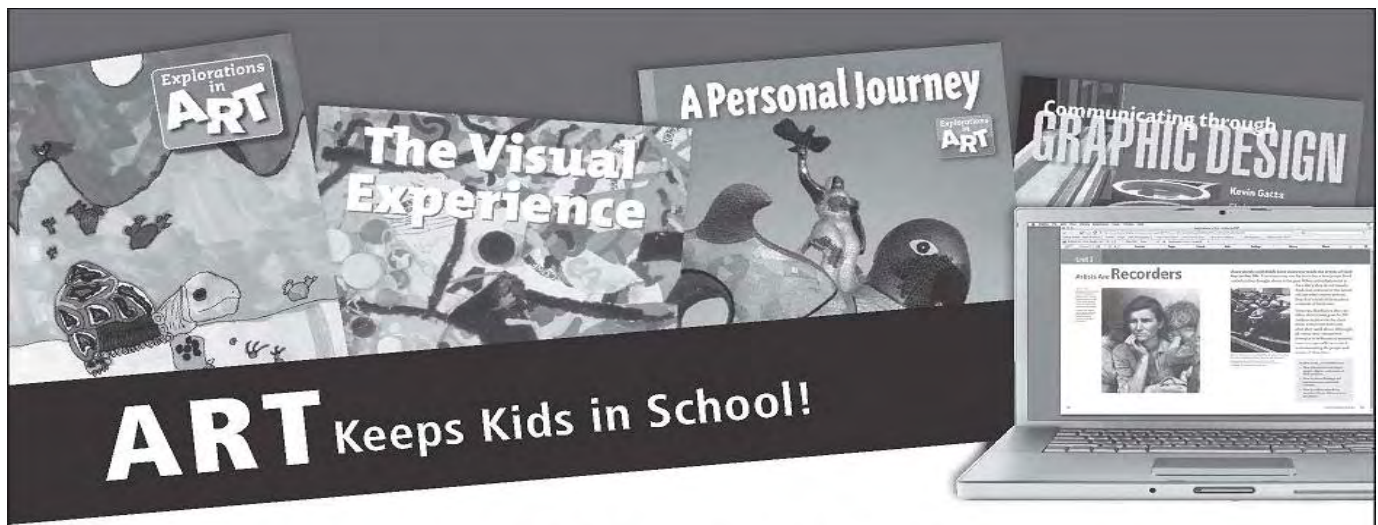
7:00
8:00
8:30
9:00
9:30
10:00
10:30
11:00
11:30

SALON D/E

## AFTERNOON

## PLACES TO GO!

12:00
12:30
1:00
1:30
2:00

## K-12 Print & Digital Art Programs

Effective support to strengthen your art curriculum and reinforce skills in other academic subject areas from **Davis Publications**.

For more information, visit [davisart.com](http://davisart.com) or contact your representative:

**Jean Bollinger**, call 512-345-0732 or email [jbollinger@davisart.com](mailto:jbollinger@davisart.com).

**Johnelle Leutsch**, call 281-440-6707 or email [jleutsch@davisart.com](mailto:jleutsch@davisart.com).



<p>Thu., 11/10/2011 ALL 8:00 AM to 4:00 PM Room: SALON D</p> <p><b>TAEA Executive Council / Council - At-Large Meeting</b> (Advocacy)</p> <p>Presenter(s): Cheryl Evans</p> <p>General Business meeting of TAEA's Council at Large.</p> <p style="text-align: center;"><b>8 hours</b></p>	<p>Thu., 11/10/2011 ALL 4:00 PM to 4:45 PM Room: SALON A</p> <p><b>2011 Project Guide Demonstration</b> (Curriculum)</p> <p>Presenter(s): Jennifer Phelps</p> <p>Come see the 2011 United Art &amp; Education Projects! Come make fun projects and get hands-on experience you can take back to the classroom.</p> <p style="text-align: center;"><b>45 minutes</b></p>	<p>Thu., 11/10/2011 HE,ALL 4:00 PM to 4:45 PM Room: SALON B</p> <p><b>To View a Painting vs. To Walk Through a Painting</b> (Curriculum)</p> <p>Presenter(s): Nancy Wood</p> <p>An experimental study to analyze the relationships between media, learner engagement, task structure and learning. College students critique a work of art presented as either a 2D image in a web page, or as a 3D design in an interactive virtual world.</p> <p style="text-align: center;"><b>45 minutes</b></p>
<p>Thu., 11/10/2011 HS,ALL 4:00 PM to 5:45 PM Room: SALON C</p> <p><b>Basic Acrylic Color Mixing</b> (Curriculum)</p> <p>Presenter(s): Beth Wild</p> <p>Red and blue can make Purple!! Using a new limited palette to create a full spectrum of colors, it's cost effective and currently being used at a number of universities. This color system works great.</p> <p>Ticketed Event: Limit 45.</p> <p style="text-align: center;"><b>1 hour and 45 minutes</b></p>	<p>Thu., 11/10/2011 SUPV 5:00 PM to 8:00 PM Room: SALON D</p> <p><b>Supervisor's Meeting</b> (School Climate)</p> <p>Presenter(s): Janice Truitt</p> <p>It is that time of year to focus on the importance of our efforts to promote quality art education in the schools of Texas. The benefits our organization provides are numerous. All Supervisors are encouraged to attend this meeting.</p> <p style="text-align: center;"><b>4 hours</b></p>	<p>Thu., 11/10/2011 HS,ELEM,MS 5:00 PM to 6:45 PM Room: SALON A</p> <p><b>Clay and Underglaze Masks</b> (Curriculum)</p> <p>Presenter(s): Jeff Sandoe</p> <p>Participants will work with moist clay with very few tools. Effective Techniques will be demonstrated to create eyes and mouths that are realistic and easy to form.</p> <p style="text-align: center;"><b>1 hour and 45 minutes</b></p>
<p>Thu., 11/10/2011 ALL 5:00 PM to 5:45 PM Room: SALON B</p> <p><b>Air-dry Clay - An Alternative to Kiln Firing</b> (Enrichment)</p> <p>Presenter(s): Jill Davis</p> <p>Hands-on presentation using exclusive air dry clay! Great alternative for those educators who do not have access to kilns or just need a quick introduction to the world of 3-D hand building with clay!</p> <p style="text-align: center;"><b>45 minutes</b></p>	<p>Thu., 11/10/2011 HS,MS 6:00 PM to 6:45 PM Room: SALON B</p> <p><b>Creating Radial Designs</b> (Curriculum)</p> <p>Presenter(s): Kathy Towers</p> <p>Create your own radial design on an 8-1/2" square of paper! Attendees will complete a black and white radial design using a marker, ruler, compass, and imagination. Limitless possibilities!</p> <p style="text-align: center;"><b>45 minutes</b></p>	<p>Thu., 11/10/2011 MS,ELEM,HS 6:00 PM to 7:45 PM Room: SALON C</p> <p><b>"Fun-sucker" Dolls</b> (Classroom Management)</p> <p>Presenter(s): Amanda Prather and Karrie Huskey</p> <p>Regain a sense of self-control in classes that make you feel hexed! Like the "fun-sucker" effigies we'll stuff with spit-balls, your kids can't help what they are made of. But YOU can still make a positive difference in their lives.</p> <p>Ticketed Event: Limit 30.</p> <p style="text-align: center;"><b>1 hour and 45 minutes</b></p>
<p>Thu., 11/10/2011 HS,HS/AP,HE 7:00 PM to 7:45 PM Room: SALON A</p> <p><b>Portfolios That Earn Scholarship</b> (Enrichment)</p> <p>Presenter(s): Jaqueline Cason</p> <p>Learn what you can do to help your students get noticed by NASAD-caliber colleges of Art &amp; Design. Some behind-the-scenes inside tips on how admissions counselors determine scholarship awards will be provided.</p> <p style="text-align: center;"><b>45 minutes</b></p>	<p>Thu., 11/10/2011 ELEM,MS 7:00 PM to 7:45 PM Room: SALON B</p> <p><b>There's an App for That</b> (Curriculum)</p> <p>Presenter(s): Maren Farmer</p> <p>Students create their own app and logo design. They draw and color a 9 by 12 finished logo that is put on to the large class iPhone bulletin board. Participants will design and draw their own app to add to a large conference participant's iPhone design.</p> <p style="text-align: center;"><b>45 minutes</b></p>	<p style="text-align: center;"><b><u>EXPERIENCE INSTITUTE</u></b></p> <p style="text-align: center;"><b>SUPER SESSION AT THE MUSEUM OF FINE ARTS, HOUSTON</b></p> <p style="text-align: center;"><b>THURSDAY, NOVEMBER 10 6:00PM-10:00PM</b></p> <p style="text-align: center;"><b>\$10.00 (TRANSPORTTION INCLUDED)</b></p>

<p>Fri., 11/11/2011 MS,HS 9:00 AM to 10:45 AM Room: EXPO B1</p> <p><b>Chinese Brush Painting</b> (Curriculum)</p> <p>Presenter(s): Sharon Baird</p> <p>Learn basic Chinese brush strokes using watercolors and India ink. This is an expressive ancient art that students love.</p> <p><b>1 hour and 45 minutes</b></p>	<p>Fri., 11/11/2011 ALL 9:00 AM to 10:45 AM Room: EXPO C</p> <p><b>INSIDE THE STUDIO: Adapting the Traditional Japanese Woodblock Print to the Art Classroom</b> (Enrichment)</p> <p>Presenter(s): Daryl Howard</p> <p>Participants will explore traditional Japanese woodblock printing. Ink application using brushes instead of brayers will be explored. Learn a new method of ink color gradation that is classic Japanese. Print registration of images will be explored using wood blocks provided. Everything learned in this session is completely transferable to your classroom and student experience. Sponsored by Asel Art – Austin. www.aselartaustin@gmail.com</p> <p><b>1 hour and 45 minutes</b></p>	<p>Fri., 11/11/2011 ALL 9:00 AM to 9:45 AM Room: FLORAL A1</p> <p><b>MASTER ART EDUCATOR: Establishing Collaboration</b> (Curriculum)</p> <p>Presenter(s): Samantha Melvin</p> <p>The Master Art Educator establishes a collaborative and/or collegial environment between teachers and students, and students and students. The art room is a safe environment that allows communication. The teacher is a guide or facilitator who leads students to destinations.</p> <p><b>45 minutes</b></p>
<p>Fri., 11/11/2011 HS,SUPV 9:00 AM to 10:45 AM Room: FLORAL A2</p> <p><b>Gutenberg Revisited: How Art Teaches the Next Form of Literacy</b> (Curriculum)</p> <p>Presenter(s): Amy Barbee, Amy Guadagnoli, Caroline Hammond, and Sara Chapman</p> <p>Join us for a new TEA-approved innovative course, Art and Media Communications, designed by the Texas Cultural Trust. Discover how visual arts builds critical 21st century skills for student success in school and life.</p> <p><b>1 hour and 45 minutes</b></p>	<p>Fri., 11/11/2011 ALL 9:00 AM to 9:45 AM Room: FLORAL B1</p> <p><b>Joining Voices for Arts Advocacy</b> (Curriculum)</p> <p>Presenter(s): Karie Hill and Barb Reinke</p> <p>Learn how to craft crisp, convincing advocacy messages. Look at what research is most compelling and why different research studies may resonate with different audiences. Explore how to navigate the decision makers' hierarchy so your voice is heard.</p> <p><b>45 minutes</b></p>	<p>Fri., 11/11/2011 HS/AP,HS 9:00 AM to 9:45 AM Room: FLORAL B2</p> <p><b>APAH Themes and Overviews</b> (Curriculum)</p> <p>Presenter(s): Theresa Vargas</p> <p>AP Art History project ideas to get students thinking about themes and connections between artworks and architecture. Also a D.I.Y. Study Guide project that has students compiling info and overviews of art periods and their major works.</p> <p><b>45 minutes</b></p>
<p>Fri., 11/11/2011 HE,HS 9:00 AM to 10:45 AM Room: FLORAL B3</p> <p><b>Creating an Art History Zine</b> (Curriculum)</p> <p>Presenter(s): Angelina Martin</p> <p>Develop a self-published Zine with literary and fine art techniques about an art history era creating a visual narrative about artists and ancient civilizations. This requires research and a reproduction, revival or reinterpretation of an art form.</p> <p><b>1 hour and 45 minutes</b></p>	<p>Fri., 11/11/2011 MS 9:00 AM to 9:45 AM Room: FLORAL B4</p> <p><b>Delivering Art Instruction to the Digital Generation</b> (Technology)</p> <p>Presenter(s): Amanda Baker and Terri See</p> <p>See how these 2 middle school art teachers utilize technology with the digital generation. Participants will provide project ideas, tips and resources for using Web 2.0 tools, digital cameras, student cell phones, and other technologies in the art classroom.</p> <p><b>45 minutes</b></p>	<p>Fri., 11/11/2011 ELEM,MS 9:00 AM to 10:45 AM Room: IVY 1</p> <p><b>Dragons, Warriors, and Pandas; Oh My!!</b> (Curriculum)</p> <p>Presenter(s): Lynn Bennett and Cheryl Van Rysdam</p> <p>We want to share our once in a lifetime trip through our lessons and PowerPoints. By demonstrating such Asian influenced projects as ink painting, collographs, printing, gyotaku, faux lacquer and more; we hope to invoke passion for this amazing country.</p> <p><b>1 hour and 45 minutes</b></p>
<p>Fri., 11/11/2011 MS,ALL 9:00 AM to 9:45 AM Room: IVY 2</p> <p><b>Ten Techniques for "WOW" Watercolor Pencil Art</b> (Curriculum)</p> <p>Presenter(s): Kathi Hanson</p> <p>Join Kathi as she demonstrates her 10 watercolor pencil techniques for creating exciting watercolor art. Learn her paper palette technique for large color washes, how to create vignettes, textures &amp; more! Versatile and no messy clean up! Handout/Goodie Bag</p> <p><b>45 minutes</b></p>	<p>Fri., 11/11/2011 HS,ALL 9:00 AM to 11:45 AM Room: SALON A</p> <p><b>Creative Juices</b> (Effective Teaching Practices)</p> <p>Presenter(s): Joan Maresh Hansen</p> <p>Experience an incredible 34 year teaching life; Art 1-4, AP, Digital media 1-4, Altered books, sketchbooks. See 1000s of exemplary pieces of student work to get and keep your creative juices flowing. Artful handouts!</p> <p><b>2 hours and 45 minutes</b></p>	<p>Fri., 11/11/2011 CBAE,ALL 9:00 AM to 9:45 AM Room: SALON B</p> <p><b>Cultivating Artistic Abilities in People with Disabilities</b> (Curriculum)</p> <p>Presenter(s): Taylor Browning and Danielle Schulz</p> <p>Through stories as well as practical ideas, presenters will share their experiences designing and implementing art curriculum at a non-profit community arts program for adults with disabilities.</p> <p><b>45 minutes</b></p>

<p>Fri., 11/11/2011 HS,MS,HE 9:00 AM to 9:45 AM Room: SALON C</p> <p><b>Supplementary Techniques For Screenprinting</b> (Enrichment)</p> <p>Presenter(s): Franz Spohn and Allan Franklin</p> <p>Lecture/demo. discussing 4-color separation positives via computer/ink-jet printer, image manipulation, combining type and hand generated imagery and other computer hijinks. Additional tips concerning monoprinting elements and registration will also be covered.</p> <p><b>45 minutes</b></p>	<p>Fri., 11/11/2011 HS,MS,HS/AP 9:00 AM to 10:45 AM Room: SALON D</p> <p><b>Trading Card Workshop</b> (Curriculum)</p> <p>Presenter(s): Pamela Fine</p> <p>Come relax and create a series of Trading Cards to trade with other teachers. "D" books are great for mixed-media work and also to store ideas for other work. A discussion about "D" Books and how to use them in your classroom will be presented.</p> <p>Ticketed Event: Limit 40.</p> <p><b>1 hour and 45 minutes</b></p>	<p>Fri., 11/11/2011 ELEM,ALL 9:00 AM to 10:45 AM Room: SALON E</p> <p><b>The Many Sides of Star Books</b> (Curriculum)</p> <p>Presenter(s): Jillian Haberman and Carolyn Nelson</p> <p>We will make a star book with origami preliminary base folded interior papers, two shaving cream marbled covers and a string and bead closure. A CD-ROM with PowerPoint presentations and lesson plans for 3-5th grade and 6th-12th grade will be provided.</p> <p><b>1 hour and 45 minutes</b></p>
<p>Fri., 11/11/2011 ELEM,MUS,CBAE,STU 9:00 AM to 10:45 AM Room: SALON F</p> <p><b>"Learning Through Art" at The Museum of Fine Arts</b> (Curriculum)</p> <p>Presenter(s): LuAnn Turley and Rita Whiteman</p> <p>Use art from the permanent collection at the Museum of Fine Arts, Houston to draw correlations to Math, Science, Social Studies, and English Language Arts in the elementary classroom. A hands-on project, lessons, and MFAH resources will be shared.</p> <p><b>1 hour and 45 minutes</b></p>	<p>Fri., 11/11/2011 HS/AP 9:00 AM to 9:45 AM Room: SALON G</p> <p><b>Islamic Art 101: An Introduction for AP Art History Teachers</b> (Curriculum)</p> <p>Presenter(s): Dr. Michelle Pauken</p> <p>Geared towards AP art history teachers, this session discusses the basic tenets of Islam, elements of Islamic art, and provides resources to de-mystify this subject area. Teachers will be given journal writing and essay ideas as well as strategies to improve student understanding in this subject area.</p> <p><b>45 minutes</b></p>	<p>Fri., 11/11/2011 HS,MS,HE,CBAE 9:00 AM to 9:45 AM Room: SALON H</p> <p><b>Conquering Students "I Can't Draw" Dilemma: Teach</b> (Effective Teaching Practices)</p> <p>Presenter(s): Teri Evans-Palmer</p> <p>Ever had students enter your first class with apologies that they cannot draw? The presenter demonstrates simple teaching strategies that can help overcome "graphophobic" (fear of drawing) by raising your students' beliefs in their ability to draw.</p> <p><b>45 minutes</b></p>
<p>Fri., 11/11/2011 HS,ALL 9:00 AM to 10:45 AM Room: TRAINING ROOM</p> <p><b>Adobe Photoshop &amp; Illustrator: New Ideas, New Tricks...</b> (Technology)</p> <p>Presenter(s): Scott Trudeau</p> <p>Photoshop &amp; Illustrator provide new workflow ideas for creating original artwork that stands out anywhere. We'll cover "vectorize" photography &amp; hand-drawn artwork, how to use Illustrator's "magic paint bucket" for finishing touches plus a few 3D effects available. We will discuss best practices for layering and placing the results for print, for the web, or a hand-held device.</p> <p><b>1 hour and 45 minutes</b></p>	<p>Fri., 11/11/2011 MUS,ALL 9:00 AM to 9:45 AM Room: VIEWFINDERS TERRACE</p> <p><b>Holistic Multicultural Curriculum with Yogiños</b> (Effective Teaching Practices)</p> <p>Presenter(s): Kristina Hilliard, Elizabeth Reese, and Amy Hofland</p> <p>Discover the innovative new holistic approach to teaching in the galleries, aligning healthy bodies, minds, and hearts through art, initiated by Yogiños:Yoga for Youth and the Crow Collection of Asian Art.</p> <p><b>45 minutes</b></p>	<p>Fri., 11/11/2011 ALL 9:00 AM to 9:45 AM Room: VINE 2</p> <p><b>Constructivism in the Art Classroom</b> (Effective Teaching Practices)</p> <p>Presenter(s): Diane Gregory</p> <p>Learn how using constructivist approaches in the art classroom can improve student learning. Learn how using constructivist approaches, TAB approach and technology can lead to liberation, innovation &amp; transformation of student learning &amp; teaching.</p> <p><b>45 minutes</b></p>
<p>Fri., 11/11/2011 ALL 10:00 AM to 10:45 AM Room: FLORAL A1</p> <p><b>MASTER ART EDUCATOR: Process Taught Through Creation of Art</b> (Curriculum)</p> <p>Presenter(s): Jennifer Janak</p> <p>The Master Art Educator teaches process and technique through the creation of art. Step-by-step processes are taught for scaffold learning and are differentiated for different student learning styles. Students are encouraged to self-discover and then their findings are celebrated.</p> <p><b>45 minutes</b></p>	<p>Fri., 11/11/2011 ALL 10:00 AM to 11:45 AM Room: FLORAL B1</p> <p><b>Notan Design - A New Twist</b> (Curriculum)</p> <p>Presenter(s): Mel Basham</p> <p>Positive-Negative space activated with color, texture, patterns. Learn a new approach to Notan Design to create instant success for the "I can't draw" students in your classes.</p> <p><b>1 hour and 45 minutes</b></p>	<p>Fri., 11/11/2011 HS/AP,HS 10:00 AM to 10:45 AM Room: FLORAL B2</p> <p><b>AP Exhibitions - How-To's</b> (Curriculum)</p> <p>Presenter(s): Shelly Hye</p> <p>We will talk about how one school started an exhibition of AP work that grew into an annual event. Step by step instructions will be provided to help you design an exhibition that will encourage your students while also promoting your program.</p> <p><b>45 minutes</b></p>

<p>Fri., 11/11/2011 ALL 10:00 AM to 10:45 AM Room: FLORAL B4</p> <p><b>See the Multi-Color World of Apps for Art</b> (Technology)</p> <p>Presenter(s): Kari Murphy</p> <p>See and experience the best iPad Apps available for artists! Enjoy manipulating the best free and almost free iPad Apps for using in your classroom.</p> <p><b>45 minutes</b></p>	<p>Fri., 11/11/2011 HS/AP 10:00 AM to 10:45 AM Room: IVY 2</p> <p><b>Portfolios That Get a 5!!! (Updated)</b> (Curriculum)</p> <p>Presenter(s): Donna Reedy</p> <p>Gain more information to help prepare your AP program for success! See a visual presentation of AP 2D and AP Drawing portfolios that get a 5. Portfolio work will be on display, ideas and images of successful breadth projects and concentrations will be presented and discussed. (CD's incl.)</p> <p><b>45 minutes</b></p>	<p>Fri., 11/11/2011 ELEM,MS 10:00 AM to 10:45 AM Room: SALON B</p> <p><b>Fun Around the World Art</b> (Enrichment)</p> <p>Presenter(s): Amy Cigainero and Adrienne Simes</p> <p>10 different projects based upon art seen during our travels with lesson plan included. Projects seen will be from Guatemala, India, Costa Rica, Italy, Mexico, and Puerto Rico. Examples are Guatemala Sand Carpets, Costa Rican Ox Carts, and Italian Lions!</p> <p><b>45 minutes</b></p>
<p>Fri., 11/11/2011 HS,MS 10:00 AM to 10:45 AM Room: SALON C</p> <p><b>Creating Radial Designs</b> (Curriculum)</p> <p>Presenter(s): Kathy Towers</p> <p>Create your own radial design on an 8-1/2" square of paper! Attendees will complete a black and white radial design using a marker, ruler, compass, and imagination. Limitless possibilities!</p> <p><b>45 minutes</b></p>	<p>Fri., 11/11/2011 HS,MS,HS/AP,HE 10:00 AM to 11:45 AM Room: SALON G</p> <p><b>Watersoluble Oils with a Difference</b> (Curriculum)</p> <p>Presenter(s): Beth Wild</p> <p>Duo Color, a true water soluble oil, works like traditional oil but without solvent, and can be used with just about any other media; i.e., traditional oil, watercolor, gouache, or even acrylic. The possibilities are endless.</p> <p>Ticketed Event: Limit 45.</p> <p><b>1 hour and 45 minutes</b></p>	<p>Fri., 11/11/2011 ALL 10:00 AM to 11:45 AM Room: SALON H</p> <p><b>2012 - The Maya Saw Us Coming!</b> (Curriculum)</p> <p>Presenter(s): Cathy Luckett, Craig Hall, and Sarah Waggoner</p> <p>The end of the Mayan calendar in 2012 created a Pop Culture phenomenon. High school instructors present 2D and 3D hands-on projects about Mayan art and culture. Projects include ceramic design and decoration, a step pyramid construct and cosmic calendars.</p> <p><b>1 hour and 45 minutes</b></p>
<p>Fri., 11/11/2011 MUS,ALL 10:00 AM to 10:45 AM Room: VIEWFINDERS TERRACE</p> <p><b>Evaluation Studies of Holistic Gallery Teaching</b> (Assessment)</p> <p>Presenter(s): Kristina Hilliard, Elizabeth Reese, and Amy Hofland</p> <p>Discover evaluations from museum visitor responses regarding holistic teaching practices initiated by Yogiños:Yoga for Youth at the Crow Collection of Asian Art. Participants will learn about the curriculum research, educational goals, and study results.</p> <p><b>45 minutes</b></p>	<p>Fri., 11/11/2011 ALL 10:00 AM to 10:45 AM Room: VINE 1</p> <p><b>What's So Hard with Letting Them Do What They Want</b> (Curriculum)</p> <p>Presenter(s): Brooke Brei</p> <p>Everything becomes more difficult when allowing a high level of student freedom. Discuss how trust, balance, and risk-taking are at the core of student-directed curriculums.</p> <p><b>45 minutes</b></p>	<p>Fri., 11/11/2011 ALL 10:00 AM to 10:45 AM Room: VINE 2</p> <p><b>Assessing Art Inclusively</b> (Assessment)</p> <p>Presenter(s): Michelle Kraft</p> <p>Brief overview of accountability standards in (art) education history, with special consideration for assessment in the art class as a LRE. Includes strategies and a model of a portfolio evaluation rubric.</p> <p><b>45 minutes</b></p>
<p>Fri., 11/11/2011 ALL 11:00 AM to 1:45 PM Room: EXPO B1</p> <p><b>Create a Video Demo Lecture to Share</b> (Effective Teaching Practices)</p> <p>Presenter(s): Amber Forgey</p> <p>A hands-on version of the class previously presented. A handful of computers and cameras will be available. A cd will be available at the conclusion of the workshop with the lessons created for participants. Bring your own materials and lesson.</p> <p><b>2 hours and 45 minutes</b></p>	<p>Fri., 11/11/2011 HS,ALL 11:00 AM to 11:45 AM Room: EXPO C</p> <p><b>Rice Paper Batik</b> (Curriculum)</p> <p>Presenter(s): Judy Seay</p> <p>In this hands-on workshop participants will create an analogous color Batik. Batiks will be made from inexpensive everyday materials. Lesson plans, rubric, TEKS and modifications for special needs children will be provided.</p> <p><b>45 minutes</b></p>	<p>Fri., 11/11/2011 ALL 11:00 AM to 11:45 AM Room: FLORAL A1</p> <p><b>MASTER ART EDUCATOR: Integrating Across the Curriculum</b> (Curriculum)</p> <p>Presenter(s): Alisa Meli</p> <p>The Master Art Educator successfully integrates across the curriculum – tying art to core norms in writing, vocabulary, measuring, environmental science, etc. Also MAE integrates by teaching other content teachers how to incorporate art into their curriculum thereby creating student relevance.</p> <p><b>45 minutes</b></p>

<p>Fri., 11/11/2011 HS/AP,HE,MUS 11:00 AM to 11:45 AM Room: FLORAL A2</p> <p><b>START: Seeing Things Artsy in Russia Twice</b> (Curriculum)</p> <p>Presenter(s): Marianne Woods</p> <p>A Fulbright fellowship in Moscow enabled me to teach at the Moscow State Pedagogical University. I wish to share my experiences about art and teaching with TAEA Members.</p> <p><b>45 minutes</b></p>	<p>Fri., 11/11/2011 HS/AP,HS 11:00 AM to 11:45 AM Room: FLORAL B2</p> <p><b>Effective Strategies for AP Art History Teachers</b> (Effective Teaching Practices)</p> <p>Presenter(s): Lauren LaRocca and Jacie Moore</p> <p>This session covers strategies for effective teaching in AP Art History and tools to help survive your first year!</p> <p><b>45 minutes</b></p>	<p>Fri., 11/11/2011 HE,SUPV,MUS,CBAE,STU 11:00 AM to 1:45 PM Room: FLORAL B3</p> <p><b>Graduate Forum on Research in Art Education</b> (Effective Teaching Practices)</p> <p>Presenter(s): Teri Evans-Palmer</p> <p>This session features the research projects of graduate students from Texas universities. Research presented promises to engage art educators of all levels in a discussion of theory and best practices. Multiple presentations.</p> <p><b>2 hours and 45 minutes</b></p>
<p>Fri., 11/11/2011 ELEM,ALL 11:00 AM to 11:45 AM Room: FLORAL B4</p> <p><b>Photography &amp; Filmmaking in Elementary Art</b> (Technology)</p> <p>Presenter(s): Leslie Bacak</p> <p>Will demonstrate various video projects done by students using Photostory, Movie Maker, Picture It, and Flip Video Cameras. Projects include "commercials" for famous paintings, artist biographies, etc. Students will learn technology skills TEKS objectives.</p> <p><b>45 minutes</b></p>	<p>Fri., 11/11/2011 SUPV 11:00 AM to 1:00 PM Room: GARDEN CAY</p> <p><b>Supervisor's Meeting</b> (School Climate)</p> <p>Presenter(s): Janice Truitt</p> <p>It is that time of year to focus on the importance of our efforts to promote quality art education in the schools of Texas. The benefits our organization provides are numerous. All Supervisors are encouraged to attend this meeting.</p> <p><b>2 hours</b></p>	<p>Fri., 11/11/2011 MS,HS 11:00 AM to 12:45 PM Room: IVY 1</p> <p><b>Message in a Bottle</b> (Curriculum)</p> <p>Presenter(s): Candace Denney, Chris Patterson, and Sharice Williams</p> <p>Create a clay bottle, using additive and subtractive designs, inscriptions, and a lid. Write a letter to yourself, describing life now, and hopes for the future, 10 years from now. Place the letter in the bottle, seal it up and live life expectantly. It would be helpful for participants to bring a shoe box to carry their artwork in.</p> <p><b>1 hour and 45 minutes</b></p>
<p>Fri., 11/11/2011 ALL 11:00 AM to 11:45 AM Room: IVY 2</p> <p><b>How To Be a Magic Basement Monkey</b> (Effective Teaching Practices)</p> <p>Presenter(s): David Sanders</p> <p>Teaching art can feel like being a monkey kept in the basement. Everyone once in awhile kids get sent down to learn some monkey tricks. We teach more than tricks, we teach magic. Make your magic known to teachers, administrators, parents and the community.</p> <p><b>45 minutes</b></p>	<p>Fri., 11/11/2011 HS,MS 11:00 AM to 12:45 PM Room: SALON B</p> <p><b>Vintage Postcards as Inspiration</b> (Curriculum)</p> <p>Presenter(s): Gloria Andrews</p> <p>In this project we will use randomly chosen vintage postcards to create an original composition. My students do this project in painting, drawing and even sculpture. This project combines history, geography, and the elements of art.</p> <p><b>1 hour and 45 minutes</b></p>	<p>Fri., 11/11/2011 ALL 11:00 AM to 11:45 AM Room: SALON C</p> <p><b>Altering Digital Photographs</b> (Curriculum)</p> <p>Presenter(s): Suzanne Greene</p> <p>Learn how to take a digital portrait then alter it using different paper cutting techniques.</p> <p><b>45 minutes</b></p>
<p>Fri., 11/11/2011 HS,MS 11:00 AM to 1:45 PM Room: SALON D</p> <p><b>Principles and Elements of Design and Creativity</b> (Curriculum)</p> <p>Presenter(s): LaRee Morris</p> <p>In this workshop we will develop some creative learning tools to aid in the learning/ understanding process of the "Principles and Elements of Design." Come ready to work and leave, in hand, with new ideas to take back to your classroom.</p> <p>Ticketed Event: Limit 30.</p> <p><b>2 hours and 45 minutes</b></p>	<p>Fri., 11/11/2011 ELEM,MS 11:00 AM to 1:45 PM Room: SALON E</p> <p><b>Paper Mache Dogs and Cats</b> (Curriculum)</p> <p>Presenter(s): Tamara Vogt</p> <p>Learn fun and easy paper mache techniques to create small, high interest pet sculptures. This hands-on workshop will include lesson plans and examples of other ideas. Great for upper Elementary and Middle school.</p> <p><b>2 hours and 45 minutes</b></p>	<p>Fri., 11/11/2011 ELEM,ALL 11:00 AM to 12:45 PM Room: SALON F</p> <p><b>Let's Twist It With Zentangle®</b> (Curriculum)</p> <p>Presenter(s): Judy Lehman</p> <p>Teachers will experience Zentangle® with the finest paper tiles and pens. Historical images make cross-curriculum connections with lesson plans. Participants will leave with ideas from student artwork, ready to implement with their own teaching strategies.</p> <p><b>1 hour and 45 minutes</b></p>

<p>Fri., 11/11/2011      HS,ALL 11:00 AM to 11:45 AM Room: TRAINING ROOM</p> <p><b>Adobe Acrobat Professional: Creating Your First PDF ePortfolio</b> (Technology)</p> <p>Presenter(s): Scott Trudeau</p> <p>Built into every copy of Acrobat 9 or 10 Professional is the ePortfolio builder, allowing you to drag &amp; drop your most outstanding projects into a single PDF for world-wide sharing. See how easy it is to convert any document, scanned paper, 3D file sets, web designs, animations and multimedia into an Acrobat PDF file, then how to take the results and build a dynamic PDF ePortfolio.</p> <p><b>45 minutes</b></p>	<p>Fri., 11/11/2011      MUS,ALL 11:00 AM to 11:45 AM Room: VIEWFINDERS TERRACE</p> <p><b>Sparks of Inspiration: An Educator Reading Group</b> (Enrichment)</p> <p>Presenter(s): Amy Copeland</p> <p>What sparks your ideas about art education, museum practice? This session shares the DMA's Reading Group, where colleagues discuss museum research, leadership, play, creativity, and more. Creative thinking workshop, staff favorite reading list included.</p> <p><b>45 minutes</b></p>	<p>Fri., 11/11/2011      ALL 11:00 AM to 11:45 AM Room: VINE 1</p> <p><b>Solving the Mysteries of Your Kiln</b> (Effective Teaching Practices)</p> <p>Presenter(s): Mike Sievers</p> <p>Are you intimidated by or frustrated with your kiln? Get empowered with this easy to understand workshop. Learn the basics of programming, loading, troubleshooting and kiln maintenance. We'll discuss kiln room design and fusing glass in your ceramic kiln.</p> <p><b>45 minutes</b></p>
<p>Fri., 11/11/2011      ELEM,ALL 11:00 AM to 11:45 AM Room: VINE 2</p> <p><b>Arts Night Extravaganza</b> (Curriculum)</p> <p>Presenter(s): Beth Hubbert and Sherry Young</p> <p>Learn about arts night in Sherman ISD. See how we celebrate at the elementary and secondary level.</p> <p><b>45 minutes</b></p>	<p>Fri., 11/11/2011      ELEM,MS,HS 12:00 PM to 1:45 PM Room: EXPO C</p> <p><b>String Art Fun: Math in the Art Room</b> (Curriculum)</p> <p>Presenter(s): Cory Burton</p> <p>Participants will create and take away several intricate string art designs using various math skills. Patterns/Techniques ranging from super easy to advanced will be covered. Super Low Cost = sure winner for ANY budget.</p> <p><b>1 hour and 45 minutes</b></p>	<p>Fri., 11/11/2011      ALL 12:00 PM to 12:45 PM Room: FLORAL A1</p> <p><b>MASTER ART EDUCATOR: Effective Classroom Environment</b> (Curriculum)</p> <p>Presenter(s): Tim Lowke</p> <p>The Master Art Educator builds an effective classroom environment. The room is organized, but functional. The room appears as organized chaos as students direct their own learning. Safety concerns are evident within the organization and students are given choices within the safe environment.</p> <p><b>45 minutes</b></p>
<p>Fri., 11/11/2011      HS,MS 12:00 PM to 1:45 PM Room: FLORAL A2</p> <p><b>Jianzhi - Chinese Paper Cutting</b> (Curriculum)</p> <p>Presenter(s): Cynthia Kling</p> <p>Participants will learn about the history of Jianzhi and create their own paper cutting design. Students will mat their work upon completion. Examples will be shown along with reference materials.</p> <p><b>1 hour and 45 minutes</b></p>	<p>Fri., 11/11/2011      ELEM,MS,HS 12:00 PM to 12:45 PM Room: FLORAL B1</p> <p><b>Button Jewelry</b> (Curriculum)</p> <p>Presenter(s): Robbyne Teel</p> <p>Come and learn a fun project that your students will enjoy. Using common sewing buttons your classes will be able to create unique pieces of jewelry. All you need are a few supplies and some imagination to create unique pieces of artwork.</p> <p><b>45 minutes</b></p>	<p>Fri., 11/11/2011      HS/AP,MS 12:00 PM to 1:45 PM Room: FLORAL B2</p> <p><b>AP/ Concept to Composition</b> (Effective Teaching Practices)</p> <p>Presenter(s): Jayla Davis</p> <p>Enjoy a humorous and informative PowerPoint presentation of student work and explore the brainstorming processes involved in generating compositions based on personal imagery and symbols in the 2-D and Drawing portfolios. Time allowed for discussion.</p> <p><b>1 hour and 45 minutes</b></p>
<p>Fri., 11/11/2011      ALL 12:00 PM to 12:45 PM Room: FLORAL B4</p> <p><b>Internet Communication in the Classroom</b> (Technology)</p> <p>Presenter(s): J J Ayers</p> <p>As an educator, there are three levels of communication that we can use to connect to the community. Learn how connecting beyond the classroom can increase the quality of your "digitally-native" student work.</p> <p><b>45 minutes</b></p>	<p>Fri., 11/11/2011      ALL 12:00 PM to 1:45 PM Room: GARDEN TERRACE</p> <p><b>TAEA/VASE Juror Training Refresher Course</b> (Curriculum)</p> <p>Presenter(s): Mary Hierholzer</p> <p>Participation in VASE events increases each year, so the need for trained and experienced jurors for these events has become vital. Many have already completed the Official Certification Course or have served as a juror, so this course is designed as a refresher for the major jurying aspects.</p> <p><b>1 hour and 45 minutes</b></p>	<p>Fri., 11/11/2011      ALL 12:00 PM to 1:45 PM Room: IVY 2</p> <p><b>Surface Treatments</b> (Curriculum)</p> <p>Presenter(s): Mary K. Huff and Martha Kiel</p> <p>A blank piece of paper can be intimidating for an art student. We will explore and create surface treatments that give the student a jump start.</p> <p><b>1 hour and 45 minutes</b></p>

<p>Fri., 11/11/2011 HS,ALL 12:00 PM to 12:45 PM Room: SALON A</p> <p><b>Grantwriting 101</b> (Enrichment)</p> <p>Presenter(s): Joan Maresh Hansen</p> <p>Marvelous technology draws out the love of learning which lies deep within each of us. Get equipment, training, travel? What's your vision? Our challenge isn't technological as much as a challenge of our intentions. Fund your dreams. Write winning grants!</p> <p><b>45 minutes</b></p>	<p>Fri., 11/11/2011 ALL 12:00 PM to 1:45 PM Room: SALON C</p> <p><b>Empowering Collagraph Prints</b> (Curriculum)</p> <p>Presenter(s): Julie Phillips and Deborah Sims</p> <p>How to segue an art lesson using the flexibility of the collagraph process and allow students greater creative freedom. Collage = relief sculpture = foil painting = collagraph print.</p> <p><b>1 hour and 45 minutes</b></p>	<p>Fri., 11/11/2011 HS,MS,HS/AP,HE 12:00 PM to 1:45 PM Room: SALON G</p> <p><b>Acrylic Gels Part II</b> (Curriculum)</p> <p>Presenter(s): Beth Wild</p> <p>If you have taken the first Gels workshop here is a chance to work with other specialty gels to continue to add texture and other ways of expression in painting. It would be advised that you have taken the other gel workshop before taking this one.</p> <p>Ticketed Event: Limit 45.</p> <p><b>1 hour and 45 minutes</b></p>
<p>Fri., 11/11/2011 ELEM,STU 12:00 PM to 1:45 PM Room: SALON H</p> <p><b>How 3 Elementary Art Educators use Sketchbooks</b> (Effective Teaching Practices)</p> <p>Presenter(s): Lauren Kolesar-Eatinger, Genifer Best, and Kim Bierwirth</p> <p>Sketchbooks Everywhere! How 3 Elementary Educators use sketchbooks on a regular basis. Observation, Reflection, Exploration, Creation. Consider what works best for your situation!</p> <p><b>1 hour and 45 minutes</b></p>	<p>Fri., 11/11/2011 HS,ALL 12:00 PM to 1:45 PM Room: TRAINING ROOM</p> <p><b>Adobe Photoshop &amp; Illustrator: New Ideas, New Tricks...</b> (Technology)</p> <p>Presenter(s): Scott Trudeau</p> <p>Photoshop &amp; Illustrator provide new workflow ideas for creating original artwork that stands out anywhere. We'll cover "vectorize" photography &amp; hand-drawn artwork, how to use Illustrator's "magic paint bucket" for finishing touches plus a few 3D effects available. We will discuss best practices for layering and placing the results for print, for the web, or a hand-held device.</p> <p><b>1 hour and 45 minutes</b></p>	<p>Fri., 11/11/2011 MUS,ALL 12:00 PM to 12:45 PM Room: VIEWFINDERS TERRACE</p> <p><b>Building Memories through Active Learning</b> (Effective Teaching Practices)</p> <p>Presenter(s): Kate Carey and Liz Lloyd</p> <p>Activity areas within museum galleries are about creating memorable experiences. Learn about three different approaches to activity areas, have your own kinesthetic learning experience, and translate this hands-on approach to the classroom.</p> <p><b>45 minutes</b></p>
<p>Fri., 11/11/2011 ELEM,ALL 12:00 PM to 12:45 PM Room: VINE 1</p> <p><b>The Demise of the Cotton Ball Bunny</b> (Effective Teaching Practices)</p> <p>Presenter(s): Sherry Snowden</p> <p>Art activities that promote creativity and stimulate imaginations in Pre K - 5th grades will be shared. These successful lessons result in original and meaningful artworks for young artists.</p> <p><b>45 minutes</b></p>	<p>Fri., 11/11/2011 ALL 12:00 PM to 12:45 PM Room: VINE 2</p> <p><b>Let the Games Begin! Real World Scenarios</b> (Effective Teaching Practices)</p> <p>Presenter(s): Christina Bain and Joana Hyatt</p> <p>Stories are an effective way of learning and communicating knowledge from one generation to the next. Participate in "Real World Scenarios," a game designed to prepare pre-service students for their own classroom.</p> <p><b>45 minutes</b></p>	<p>Fri., 11/11/2011 ALL 1:00 PM to 1:45 PM Room: FLORAL A1</p> <p><b>MASTER ART EDUCATOR: Relating to Students</b> (Curriculum)</p> <p>Presenter(s): Linda Fleetwood</p> <p>The Master Art Educator sees developing relationships with students as key to student success. Students know they are cared for with risk factors removed. Students care about learning because their teacher cares about them, with the student/teacher relationship based on mutual respect.</p> <p><b>45 minutes</b></p>
<p>Fri., 11/11/2011 ALL 1:00 PM to 1:45 PM Room: FLORAL B1</p> <p><b>Art Education in Action on the Street</b> (Advocacy)</p> <p>Presenter(s): Sheng Kuan Chung</p> <p>This presentation emphasizes the connection between classroom learning and community involvement and describes how the presenter engaged college students as artist participants in Via Colori, a street art event, to solve community problems.</p> <p><b>45 minutes</b></p>	<p>Fri., 11/11/2011 HS/AP,MS,ELEM,STU 1:00 PM to 1:45 PM Room: FLORAL B4</p> <p><b>Making Art Talk Exciting with Video Conferencing</b> (Technology)</p> <p>Presenter(s): Erin Forbes and Candice Deskins</p> <p>Add some excitement to your lessons! We will explain and explore the ways you can use video conferencing to increase student participation, collaborate with other schools, connect with museums, and most importantly: engage your students in art talk!</p> <p><b>45 minutes</b></p>	<p>Fri., 11/11/2011 ALL 1:00 PM to 1:45 PM Room: IVY 1</p> <p><b>Kids Need Clay - Keeping Your Clay Program Strong</b> (Advocacy)</p> <p>Presenter(s): Mike Sievers and Jeff Sandoe</p> <p>Budgets are tight and keeping your clay program strong is harder than ever. We all know how important clay is to a well rounded art education. Join Skutt and AMACO as we discuss creative ways to keep your clay program thriving through these tough times.</p> <p><b>45 minutes</b></p>

<p>Fri., 11/11/2011 ALL 1:00 PM to 1:45 PM Room: SALON A</p> <p><b>50 Nifty Ideas</b> (Effective Teaching Practices)</p> <p>Presenter(s): Paula Oddo</p> <p>Participants will receive a list of 50 great ideas for art teachers. There will be a group discussion in order that all may share additional ideas to improve our teaching environments.</p> <p><b>45 minutes</b></p>	<p>Fri., 11/11/2011 MS,ALL 1:00 PM to 1:45 PM Room: SALON B</p> <p><b>Cross Curriculart</b> (Curriculum)</p> <p>Presenter(s): Leslie Booth and Mitzi Fritzke</p> <p>Making connections across the curriculum, we offer project suggestions to tie Science, Social Studies, Math and ELAR to quality art projects ranging from beautiful Parthenon friezes and gorgeous oil pastel seascapes to intricately detailed totems and masks.</p> <p><b>45 minutes</b></p>	<p>Fri., 11/11/2011 ALL 1:00 PM to 1:45 PM Room: SALON F</p> <p><b>Am I Making a Difference? Teaching and Depression</b> (Curriculum)</p> <p>Presenter(s): Ed Check and Future Akins-Tillett</p> <p>Educators/artists talk about the realities of depression in their professional and personal lives. Making art is one strategy discussed that they created to navigate sanity through teaching overloads, administrative duties, and feelings of isolation.</p> <p><b>45 minutes</b></p>
<p>Fri., 11/11/2011 CBAE,ALL 1:00 PM to 1:45 PM Room: VIEWFINDERS TERRACE</p> <p><b>Nueva Cultura: Art Education and Identity</b> (Enrichment)</p> <p>Presenter(s): Cassie Smith</p> <p>The presentation chronicles the development of Mexican American Art Education in Austin, Texas and showcases a group of emerging artists whose innovation simultaneously erases and redefines the boundaries of what it means to be Mexican and American.</p> <p><b>45 minutes</b></p>	<p>Fri., 11/11/2011 ALL 1:00 PM to 1:45 PM Room: VINE 1</p> <p><b>Confessions of an Art Teacher</b> (Effective Teaching Practices)</p> <p>Presenter(s): Elizabeth Lloyd, Paul Bolin, Kaela Hoskings, and Rena McElroy</p> <p>Dead tarantulas, marriage proposals, and murals gone awry. Art educators tell tales of classroom disasters and poignant moments, and about the bigger picture of what's learned in the art classroom. Please bring a memorable classroom moment to share.</p> <p><b>45 minutes</b></p>	<p>Fri., 11/11/2011 MS,SUPV,MUS 1:00 PM to 1:45 PM Room: VINE 2</p> <p><b>A New Model for Art Integration</b> (Curriculum)</p> <p>Presenter(s): Lauren Fretz and Jennifer Berardino</p> <p>Find out about a bold new approach to middle school learning from the Museum of Fine Arts, Houston's emerging Learning Through Art curriculum. Discover how investigating a work of art can lead to new pathways of success in the classroom and beyond.</p> <p><b>45 minutes</b></p>
<p>Fri., 11/11/2011 ALL 2:00 PM to 4:00 PM Room: EXPO B2</p> <p><b>General Session 1</b> (Enrichment)</p> <p>Presenter(s): Dan Reeder</p> <p>Dan Reeder created his first monster with his students in 1972 because he wanted to guarantee their success. No one could be criticized for putting a lump or bump in the wrong place. Since the mouths were easier to paint open, the kids noticed that all the monsters appeared to be screaming, Dan soon became known around the Pacific Northwest as Dan the Monster-Man.</p> <p><b>2 hours</b></p>	<p>Fri., 11/11/2011 MS,ELEM 4:00 PM to 4:45 PM Room: EXPO B1</p> <p><b>Gyotaku - Fish Printing</b> (Curriculum)</p> <p>Presenter(s): K Erica Dodge</p> <p>This lesson integrates science and social studies. Learn the history of Gyotaku and Japan while learning the anatomy of a fish. Teachers will make their own print using mulberry paper and rubber fish.</p> <p><b>45 minutes</b></p>	<p>Fri., 11/11/2011 ALL 4:00 PM to 4:45 PM Room: EXPO C</p> <p><b>Roses of Clay</b> (Curriculum)</p> <p>Presenter(s): Jeanne Lizama</p> <p>In my former life I was a chef and I took my work into my clay and combined my love of cake decorating and art into the Roses of Clay. About 10 years ago, I began to see this same technique used in other media with success. I create my own slip with scraps of clay from other projects.</p> <p><b>45 minutes</b></p>
<p>Fri., 11/11/2011 ALL 4:00 PM to 4:45 PM Room: FLORAL A1</p> <p><b>MASTER ART EDUCATOR: Creative Thinking</b> (Curriculum)</p> <p>Presenter(s): Nicole Brisco</p> <p>The Master Art Educator applauds creative thinking rather than mimicry. Student-led changes and student discoveries are celebrated. Brainstorming strategies are encouraged and teachers help students make connections with their own experiences for authentic instruction.</p> <p><b>45 minutes</b></p>	<p>Fri., 11/11/2011 HS,ELEM,MS,STU 4:00 PM to 5:45 PM Room: FLORAL A2</p> <p><b>Zentangled Dancing Silhouette</b> (Curriculum)</p> <p>Presenter(s): Christy Adair, Debbie Nicholas, and Carrie Slay</p> <p>Rhythm and movement combined with zentangle makes this project one that kids of all ages will love! You will leave this workshop with lesson plans, poetry, links to power points, videos, inspiration and a project that will get students excited about art.</p> <p><b>1 hour and 45 minutes</b></p>	<p>Fri., 11/11/2011 ALL 4:00 PM to 4:45 PM Room: FLORAL B1</p> <p><b>Sharing Your Ideas: Writing for Art Education</b> (Curriculum)</p> <p>Presenter(s): Paul Bolin, Teri Evans-Palmer, and Christina Bain</p> <p>This session is designed to share some dos and don'ts in publishing within art education. A significant portion of the session is devoted to responding to questions from the audience.</p> <p><b>45 minutes</b></p>


<p>Fri., 11/11/2011 HS/AP,HS 4:00 PM to 4:45 PM Room: FLORAL B2</p> <p><b>AP Art History for At-Risk Students</b> (Curriculum)</p> <p>Presenter(s): Erin Blythe</p> <p>Do you teach APAH in a struggling school? Exchange ideas on what works while hearing one teacher's path to creating and growing an APAH program for at-risk students. Leave with exciting art making lesson plans and enthusiasm for your program!</p> <p><b>45 minutes</b></p>	<p>Fri., 11/11/2011 HE,ALL 4:00 PM to 6:45 PM Room: FLORAL B3</p> <p><b>Texas Higher Education Research Session</b> (Enrichment)</p> <p>Presenter(s): Michelle Kraft</p> <p>At this session, members of TAEA's Higher Education Division from across the state present recent and ongoing scholarly research projects.</p> <p><b>2 hours and 45 minutes</b></p>	<p>Fri., 11/11/2011 ELEM,MS 4:00 PM to 4:45 PM Room: FLORAL B4</p> <p><b>There's an App for That</b> (Curriculum)</p> <p>Presenter(s): Maren Farmer</p> <p>Students create their own app and logo design. They draw and color a 9 by 12 finished logo that is put on to the large class iPhone bulletin board. Participants will design and draw their own app to add to a large conference participant's iPhone design.</p> <p><b>45 minutes</b></p>
<p>Fri., 11/11/2011 ALL 4:00 PM to 4:45 PM Room: GARDEN TERRACE</p> <p><b>Tooling Foil Tessellations</b> (Curriculum)</p> <p>Presenter(s): Christine Grafe</p> <p>Love tessellations but want a new twist? In this project we incorporate traditional tessellations techniques with tooling foil to create a unique multi-media project with stunning results. Participants will receive handouts and practice techniques.</p> <p><b>45 minutes</b></p>	<p>Fri., 11/11/2011 ALL 4:00 PM to 4:45 PM Room: IVY 1</p> <p><b>The Road To Junction: Visions of Success</b> (Curriculum)</p> <p>Presenter(s): Ed Check and Future Akins-Tillett</p> <p>Recent exhibitions/projects completed by MAE grads in Texas Tech's Junction Summer Masters program include: Embroidery and urban sprawl, farming memories, middle school mural installation, landscaping school yards, family portraiture, and landscape painting.</p> <p><b>45 minutes</b></p>	<p>Fri., 11/11/2011 HS,MS 4:00 PM to 4:45 PM Room: IVY 2</p> <p><b>Color Me the Rainbow</b> (Curriculum)</p> <p>Presenter(s): Jami Bevans</p> <p>Learn to create more realistic skin tones with pastels by layering the colors of the rainbow first.</p> <p><b>45 minutes</b></p>
<p>Fri., 11/11/2011 ALL 4:00 PM to 4:45 PM Room: SALON A</p> <p><b>Public Art: Creating Partnerships, Developing Programs</b> (Advocacy)</p> <p>Presenter(s): Elizabeth Willett, Kimberly Daus, Jennifer Nixon, and Robert DeLair</p> <p>Collaborations equal success. Discuss how this group of educators created and executed a display of public art representing all levels, while building awareness of issues students believe will impact their future; i.e., recycling, and working together.</p> <p><b>45 minutes</b></p>	<p>Fri., 11/11/2011 ALL 4:00 PM to 4:45 PM Room: SALON B</p> <p><b>Mentoring Art Student Teachers...We Need You Now!</b> (Effective Teaching Practices)</p> <p>Presenter(s): David McIntyre</p> <p>Be an art mentor. Train student art interns to be professional art teachers. Classroom learning models, best practice teaching, intern evaluation and the role of the mentor will be included.</p> <p><b>45 minutes</b></p>	<p>Fri., 11/11/2011 ALL 4:00 PM to 4:45 PM Room: SALON C</p> <p><b>Painting with Silk Colors...Easy &amp; Fun</b> (Curriculum)</p> <p>Presenter(s): R.L. Waterman</p> <p>Lighten up. Have fun learning a new art technique and expressing your creativity. We will paint on silk to produce a watercolor or stained glass type effect. All materials needed will be provided.</p> <p><b>45 minutes</b></p>
<p>Fri., 11/11/2011 HS 4:00 PM to 6:45 PM Room: SALON D</p> <p><b>Dynamic Yet Simple Glass with Colored Pencil</b> (Curriculum)</p> <p>Presenter(s): Amber Forgey</p> <p>Explore transparency through color and light using this easy colored pencil process and photo shoot setup. Come at the beginning for the lesson basics or stay and set up your own photo during the workshop and begin working on a sample for your classroom.</p> <p><b>2 hours and 45 minutes</b></p>	<p>Fri., 11/11/2011 ELEM 4:00 PM to 4:45 PM Room: SALON E</p> <p><b>3-D Mouse Color Wheel</b> (Curriculum)</p> <p>Presenter(s): Patricia Rainey</p> <p>Literature tie-in: Mouse Paint by Ellen Stoll Walsh. Students sculpt primary and secondary colored mice from Model Magic. The mice are glued onto a paper plate in correct color wheel order. The tactile approach provides a great kinder "wow!" factor.</p> <p><b>45 minutes</b></p>	<p>Fri., 11/11/2011 HS,HS/AP,HE 4:00 PM to 4:45 PM Room: SALON F</p> <p><b>Portfolios That Earn Scholarship</b> (Enrichment)</p> <p>Presenter(s): Jaqueline Cason</p> <p>Learn what you can do to help your students get noticed by NASAD-caliber colleges of Art &amp; Design. Some behind-the-scenes inside tips on how admissions counselors determine scholarship awards will be provided.</p> <p><b>45 minutes</b></p>

<p>Fri., 11/11/2011 ALL 4:00 PM to 4:45 PM Room: SALON G</p> <p><b>Creative Connections</b> (Curriculum)</p> <p>Presenter(s): Amy Copeland</p> <p>Use artworks from the Dallas Museum of Art as springboards for conversation and collaboration! Engage in writing, making activities that involve creative response. This session presents interactive experiences for K-12 audiences in a classroom or museum.</p> <p><b>45 minutes</b></p>	<p>Fri., 11/11/2011 ALL 4:00 PM to 4:45 PM Room: SALON H</p> <p><b>Get Published!</b> (Advocacy)</p> <p>Presenter(s): Nancy Walkup</p> <p>Turn your lessons that promote creativity and imagination into published articles. Sharing your ideas in print leads to recognition for you and your students. Practical suggestions and writing guidelines will be provided by the editor of SchoolArts.</p> <p><b>45 minutes</b></p>	<p>Fri., 11/11/2011 HS,ALL 4:00 PM to 5:45 PM Room: TRAINING ROOM</p> <p><b>Adobe Acrobat Professional: Creating Your First PDF ePortfolio</b> (Technology)</p> <p>Presenter(s): Scott Trudeau</p> <p>Built into every copy of Acrobat 9 or 10 Professional is the ePortfolio builder, allowing you to drag &amp; drop your most outstanding projects into a single PDF for world-wide sharing. See how easy it is to convert any document, scanned paper, 3D file sets, web designs, animations and multimedia into an Acrobat PDF file, then how to take the results and build a dynamic PDF ePortfolio.</p> <p><b>1 hour and 45 minutes</b></p>
<p>Fri., 11/11/2011 ELEM,MS,HS,CBAE,STU 4:00 PM to 4:45 PM Room: VIEWFINDERS TERRACE</p> <p><b>Global Inspired Art</b> (Curriculum)</p> <p>Presenter(s): Trina Harlow</p> <p>Learn many opportunities to travel globally, teaching in many countries; a slide show of presenter's teaching experience in Africa &amp; South America and curriculum based on this will be shown. "Going global" is here and a way of life rather than a vacation.</p> <p><b>45 minutes</b></p>	<p>Fri., 11/11/2011 ALL 4:00 PM to 4:45 PM Room: VINE 1</p> <p><b>Rome if You Want To...</b> (Enrichment)</p> <p>Presenter(s): Lisa Anders and Amy Dugat</p> <p>Where in the world would you go if someone gave you \$10,000 to study art? That's just what happened to these Fund for Teachers grant recipients. Find out how you can be a Fund for Teachers fellow and travel this summer to explore a world of art! Note: Applies to Houston-area teachers only.</p> <p><b>45 minutes</b></p>	<p>Fri., 11/11/2011 MS,ALL 4:00 PM to 4:45 PM Room: VINE 2</p> <p><b>Revolution Earth</b> (Curriculum)</p> <p>Presenter(s): Deborah Yatko</p> <p>Learn ways to "green-up" your curriculum and art room. Practical, ecological lesson plans and "green" classroom design tips will help prepare art teachers to impart the message of ecological stewardship.</p> <p><b>45 minutes</b></p>
<p>Fri., 11/11/2011 ALL 5:00 PM to 6:45 PM Room: EXPO B1</p> <p><b>Kiln Academy!</b> (Technology)</p> <p>Presenter(s): Gail Stouffer and Stacey Campbell</p> <p>Get comfortable and familiar with your kiln! How it works, simple programming, basic troubleshooting and maintenance are all topics that will be covered. Additionally, electrical issues, controlling temperature variations, and more.</p> <p><b>1 hour and 45 minutes</b></p>	<p>Fri., 11/11/2011 ALL 5:00 PM to 6:45 PM Room: EXPO C</p> <p><b>INSIDE THE STUDIO: Papier Mâché Monster Workshop</b> (Enrichment)</p> <p>Presenter(s): Dan Reeder</p> <p>Participants will learn the basics of paper mâché, the way it's SUPPOSED to be done! They will make the basic components of a small "Screamer", a head, a body, and an appendage or two (depending upon time). Warning: This is a messy endeavor. I will offer advice to participants about mess management, but it will be a bit messy nevertheless. So don't wear clothes that can't get a little paste on them.</p> <p><b>1 hour and 45 minutes</b></p>	<p>Fri., 11/11/2011 ALL 5:00 PM to 5:45 PM Room: FLORAL A1</p> <p><b>MASTER ART EDUCATOR: Establishing High Standards</b> (Curriculum)</p> <p>Presenter(s): Debi Waltz</p> <p>The Master Art Educator establishes high standards with ongoing formative, summative and authentic assessment. Creativity is cultivated and learning is student-centered. Students are encouraged to be risk-takers and problem-solvers and teachers establish a "can do" success-driven attitude.</p> <p><b>45 minutes</b></p>
<p>Fri., 11/11/2011 ALL 5:00 PM to 5:45 PM Room: FLORAL B1</p> <p><b>Esta es mi casa: Instructional Resource</b> (Curriculum)</p> <p>Presenter(s): Adriana Martinez and Rocio Martinez-Mendoza</p> <p>We will share materials for students learning Spanish through Art and their personal stories. Useful for middle and high school Spanish teachers, Social Sciences curriculum or bilingual education in elementary.</p> <p><b>45 minutes</b></p>	<p>Fri., 11/11/2011 HS/AP,HS 5:00 PM to 6:45 PM Room: FLORAL B2</p> <p><b>Keys to Successful Drawing</b> (Effective Teaching Practices)</p> <p>Presenter(s): Ruben Salinas</p> <p>There are two basic and relatively unexplored components that secure the credibility, life and character of one's subject matter: Transparency and Gesture. This workshop will demonstrate both these approaches. Materials will be provided.</p> <p><b>1 hour and 45 minutes</b></p>	<p>Fri., 11/11/2011 ELEM,ALL 5:00 PM to 5:45 PM Room: FLORAL B4</p> <p><b>Gesture Photography</b> (Technology)</p> <p>Presenter(s): Grace Woodall</p> <p>Using technology and movement with elementary art students.</p> <p><b>45 minutes</b></p>

<p>Fri., 11/11/2011 ALL 5:00 PM to 6:45 PM Room: GARDEN TERRACE</p> <p><b>Illumitangles - Illumination &amp; Zentangles</b> (Curriculum)</p> <p>Presenter(s): Angela Vangalis and Judy Lehman</p> <p>A great way to teach the foundational elements of drawing, history of illumination and produce a very NICE piece. Participants will learn up to 7 Zentangle® patterns to create their own tangled, illuminated letter, as well as techniques on how to teach it.</p> <p><b>1 hour and 45 minutes</b></p>	<p>Fri., 11/11/2011 HS,MS,HE 5:00 PM to 6:45 PM Room: IVY 1</p> <p><b>Multiple Color Relief Printing</b> (Enrichment)</p> <p>Presenter(s): Franz Spohn and Allan Franklin</p> <p>Simple registration, transparent color mixing, carving techniques, paper selection and other topics. Both multiple block and reductive methods will be explained along with a comparison of advantages/disadvantages to guide the decision of which method to use.</p> <p>Ticketed Event: Limit 20.</p> <p><b>1 hour and 45 minutes</b></p>	<p>Fri., 11/11/2011 ELEM 5:00 PM to 6:45 PM Room: IVY 2</p> <p><b>Painting Acrylics with a Sponge</b> (Curriculum)</p> <p>Presenter(s): Gay Paratore</p> <p>Student creates a sunset by sketching a few contour lines. Paint is thinned with water and applied in layers with a sponge. Demo on making textures (land and sky) with the sponge. Easy and fun.</p> <p><b>1 hour and 45 minutes</b></p>
<p>Fri., 11/11/2011 ELEM,MUS 5:00 PM to 6:45 PM Room: SALON A</p> <p><b>Jumpstarting Lessons with Cross-Curricular Centers</b> (Effective Teaching Practices)</p> <p>Presenter(s): Kaela Hoskings and Elizabeth Lloyd</p> <p>Explore classic to contemporary portraiture using 10 small group centers that target a variety of learning styles and subject areas. This approach can be used for art museum pre-visit lessons or to invigorate your classroom practice.</p> <p><b>1 hour and 45 minutes</b></p>	<p>Fri., 11/11/2011 MS 5:00 PM to 6:45 PM Room: SALON B</p> <p><b>Pop Art Clay Portraits</b> (Curriculum)</p> <p>Presenter(s): Linda Carter</p> <p>Transfer any image to air-dry clay using a photocopy and gel pen. The finished piece will be printed, carved, and painted in the style of Andy Warhol. Easily duplicate the image and experiment with vivid color combinations using acrylics.</p> <p><b>1 hour and 45 minutes</b></p>	<p>Fri., 11/11/2011 ALL 5:00 PM to 6:45 PM Room: SALON C</p> <p><b>Glass Fusion Magic</b> (Curriculum)</p> <p>Presenter(s): Connie Speer</p> <p>Beginner to intermediate glass fusing. 2-3 projects - hands-on class. All materials including firing schedules included. Please bring a small box to take projects home. This class is best for teachers who have a digital kiln or access to one.</p> <p><b>1 hour and 45 minutes</b></p>
<p>Fri., 11/11/2011 ELEM,MS 5:00 PM to 6:45 PM Room: SALON E</p> <p><b>The Fabulous 50!</b> (Curriculum)</p> <p>Presenter(s): Leena Elmore, LaNell Clark, Holly Bess Kincaid, Maryanna Rudecki, and Dawn Laird</p> <p>Rockin' in the art room with 50 fabulous art ideas and lessons to celebrate TAEA's golden anniversary! The hip elementary art teachers of CCISD will share ideas guaranteed to flip your lid. Come join the fun and have a blast!</p> <p><b>1 hour and 45 minutes</b></p>	<p>Fri., 11/11/2011 ALL 5:00 PM to 6:45 PM Room: SALON F</p> <p><b>Native American and Blackline Tile</b> (Curriculum)</p> <p>Presenter(s): Pauline Wyndham</p> <p>Create 2 projects with templates as part of the design process as well as utilizing non-traditional decorating tools to apply glaze. Students will learn to explore and expand their notions of design and use of decorating tools.</p> <p><b>1 hour and 45 minutes</b></p>	<p>Fri., 11/11/2011 HS,MS 5:00 PM to 6:45 PM Room: SALON G</p> <p><b>From Here to There and Back</b> (Effective Teaching Practices)</p> <p>Presenter(s): Joey Doyle</p> <p>How to prepare your artwork entries for Regional VASE and travel to State VASE and other standardized exhibits. Tips on rules and qualifying artwork will be provided.</p> <p><b>1 hour and 45 minutes</b></p>
<p>Fri., 11/11/2011 MS,HS,HS/AP 5:00 PM to 6:45 PM Room: SALON H</p> <p><b>50 Techniques for 50 Artful Years</b> (Curriculum)</p> <p>Presenter(s): Shelley Minnis</p> <p>Participants will experience and array of drawing and blending techniques to enhance the potential of all their art students. Samples, door prizes and lesson plans provided.</p> <p><b>1 hour and 45 minutes</b></p>	<p>Fri., 11/11/2011 ALL 5:00 PM to 5:45 PM Room: VIEWFINDERS TERRACE</p> <p><b>Places &amp; Spaces: Ideas from Your Local Environment</b> (Curriculum)</p> <p>Presenter(s): Deborah Yatko, Liz Beth Langdon, and Fahad Jebreen</p> <p>Create a local art curriculum that is place-specific by mining local people, resources and the environment. Get three different perspectives from teachers who come from very different places.</p> <p><b>45 minutes</b></p>	<p>Fri., 11/11/2011 ALL 5:00 PM to 5:45 PM Room: VINE 1</p> <p><b>Mining Your Community for Curriculum Content</b> (Curriculum)</p> <p>Presenter(s): D. Jack Davis, Elizabeth Langdon, Jennifer Hartman, and Cindy Hasio</p> <p>Within the context of a growing interest in regional artists and their work, this presentation will explore the processes used to mine the artistic heritage of a community and develop a curriculum unit based upon a wealth of previously unknown information.</p> <p><b>45 minutes</b></p>

<p>Fri., 11/11/2011      HS,ALL 5:00 PM to 5:45 PM Room: VINE 2</p> <p><b>Reconsidering Resistance</b> (Effective Teaching Practices)</p> <p>Presenter(s): Cala Coats</p> <p>Examine Resistance Theory in Art Education, considering emerging perspectives on the relevance of social class and identity. Explore strategic teaching and learning approaches educators can apply to expose student potential.</p> <p><b>45 minutes</b></p>	<p>Fri., 11/11/2011      ALL 6:00 PM to 6:45 PM Room: VIEWFINDERS TERRACE</p> <p><b>YAM City Wide Art walk</b> (Advocacy)</p> <p>Presenter(s): Sam Jowers and Shawn Tadlock</p> <p>This workshop will describe how our school district had a citywide art crawl that was hosted by the community, with 33 businesses and 120 plus pieces of art.</p> <p><b>45 minutes</b></p>	<p>Fri., 11/11/2011      ELEM,ALL 6:00 PM to 6:45 PM Room: VINE 1</p> <p><b>Redesigning the Elementary Art Room</b> (Effective Teaching Practices)</p> <p>Presenter(s): Joana Hyatt, Susanna Burke, Dashia Richey, Rachel Covin, and Jessica Sullivan</p> <p>UNT Pre-service art students visually redesigned their cooperating teacher's rooms &amp; imagined solutions for no storage, small rooms, and lack of soft spaces. Students also researched outdoor areas that extended the parameters of where art can be created.</p> <p><b>45 minutes</b></p>
<p>Fri., 11/11/2011      ALL 6:00 PM to 6:45 PM Room: VINE 2</p> <p><b>Fund for Teachers - Grant Writing</b> (Enrichment)</p> <p>Presenter(s): Alissa Trevino</p> <p>Fund for Teachers is a grant used for travel expenditures in order to gain knowledge in a particular field to share with your students and faculty. A copy of a winning grant will be provided, along with tips on writing your grant.</p> <p><b>45 minutes</b></p>	<p>Fri., 11/11/2011      ALL 7:00 PM to 9:00 PM Room: FLORAL A1/A2</p> <p><b>Artisans Market</b> (Enrichment)</p> <p>Creative? Innovative? Strapped for Cash? TAEA has just the thing for you! On Friday, November 11, TAEA will hold the First Annual Artisan's Market in the Moody Gardens Ballroom. We are looking for members who create their own artistic items to sell or who represent artisans who sell their work. Interested?? See the flyer in the conference information for complete details.</p> <p><b>2 hours</b></p>	<p style="text-align: center;"><b>2012</b> <b>TAEA CONFERENCE</b> <b>SAN ANTONIO</b> <b>NOVEMBER 15-18</b></p> <p style="text-align: center;"><i><b>¡somos el arte!</b></i> <i><b>Join the Revolution</b></i></p>

FRIDAY EVENING



Need a copy of your  
TAEA Membership  
Card?

Print a copy anytime  
by going to [taea.org](http://taea.org)  
and entering your  
membership number  
and last name.

<p>Sat., 11/12/2011 ALL 8:00 AM to 4:00 PM Room: BREEZEWAY</p> <p><b>Houston Art Cars</b> (Enrichment)</p> <p>Come see examples of art cars. These creative moving masterpieces will intrigue and perhaps challenge you to take on the project of an art car of your own. This can be a terrific art club, NAHS, or all school project and a great art advocacy tool.</p> <p><b>8 hours</b></p>	<p>Sat., 11/12/2011 MS,ALL 8:00 AM to 8:45 AM Room: EXPO B1</p> <p><b>Holy Molas!</b> (Curriculum)</p> <p>Presenter(s): Marilyn Venne</p> <p>What is a mola? It's a fabric appliqué art form from both South America and Hawaii. See how to use construction paper to mimic the fabric shapes. Perfect for middle school, but it can be simplified for little ones, and embellished for high school.</p> <p><b>45 minutes</b></p>	<p>Sat., 11/12/2011 ALL 8:00 AM to 8:45 AM Room: EXPO C</p> <p><b>Quilling or Paper Filigree for any Age</b> (Curriculum)</p> <p>Presenter(s): Susan Holland</p> <p>Use paper strips to make pictures or sculptures. Connected to art history from the Tara Brooch to the Italian Renaissance to the American Colonial period. Build design skills. Adaptable to all ages/ability levels. Discussion, demo and hands-on practice.</p> <p><b>45 minutes</b></p>
<p>Sat., 11/12/2011 ALL 8:00 AM to 8:45 AM Room: FLORAL A1</p> <p><b>MASTER ART EDUCATOR: Creativity for Everyday Life</b> (Curriculum)</p> <p>Presenter(s): Mel Basham</p> <p>The Master Art Educator relates the creative process and problem solving skills to everyday life. Students are encouraged to create artwork that relates to their lives and their cultures. Teachers motivate their students like a coach and help others see the importance of creativity and the arts.</p> <p><b>45 minutes</b></p>	<p>Sat., 11/12/2011 HS,MS 8:00 AM to 8:45 AM Room: FLORAL A2</p> <p><b>Power of the Warm-up</b> (Curriculum)</p> <p>Presenter(s): Tim Lowke</p> <p>Does it take forever to get your students focused? Is behavior management a challenge? Then you need to concentrate on the warm-up. See how one teacher has taken this simple idea and expanded it to create a meaningful start to every art period!</p> <p><b>45 minutes</b></p>	<p>Sat., 11/12/2011 ELEM,ALL 8:00 AM to 8:45 AM Room: FLORAL B1</p> <p><b>The Art Educator as Bricoleur</b> (Curriculum)</p> <p>Presenter(s): Maria Leake</p> <p>Moving beyond the textbook to find creative ways to connect art education to our student's various educational and personal interests and make the most of our local community resources is the focus of this session.</p> <p><b>45 minutes</b></p>
<p>Sat., 11/12/2011 HS/AP,MS,HS 8:00 AM to 8:45 AM Room: FLORAL B2</p> <p><b>Contemporary Art in the Secondary Classroom</b> (Curriculum)</p> <p>Presenter(s): Samuel Thomas</p> <p>Help your students gain artistic inspiration by exposing them to the work of currently living artists who deal with many of the same social and personal concerns that they have. Artist examples and lesson ideas will be shared.</p> <p><b>45 minutes</b></p>	<p>Sat., 11/12/2011 HE,ALL 8:00 AM to 8:45 AM Room: FLORAL B3</p> <p><b>To View a Painting vs. To Walk Through a Painting</b> (Curriculum)</p> <p>Presenter(s): Nancy Wood</p> <p>An experimental study to analyze the relationships between media, learner engagement, task structure and learning. College students critique a work of art presented as either a 2D image in a web page, or as a 3D design in an interactive virtual world.</p> <p><b>45 minutes</b></p>	<p>Sat., 11/12/2011 ALL 8:00 AM to 8:45 AM Room: FLORAL B4</p> <p><b>IPad2: The Ideal Tech Tool for the Art Classroom</b> (Technology)</p> <p>Presenter(s): Diane Gregory</p> <p>An overall introduction to the iPad 2 that includes how to integrate the iPad into the art classroom, review of exciting Art Apps and productivity and assessment tools for the art educator.</p> <p><b>45 minutes</b></p>
<p>Sat., 11/12/2011 MS 8:00 AM to 8:45 AM Room: GARDEN TERRACE</p> <p><b>Monotype Hoopla</b> (Curriculum)</p> <p>Presenter(s): Julie Davis</p> <p>Both a painting and a print, a Monotype is unique and irreproducible. Participants in this workshop will learn a low-cost, spontaneous process that builds a multiple-layer print on fabric.</p> <p><b>45 minutes</b></p>	<p>Sat., 11/12/2011 ALL 8:00 AM to 8:45 AM Room: IVY 1</p> <p><b>2011 Project Guide Demonstration</b> (Curriculum)</p> <p>Presenter(s): Jennifer Phelps</p> <p>Come see the 2011 United Art &amp; Education Projects! Come make fun projects and get hands-on experience you can take back to the classroom.</p> <p><b>45 minutes</b></p>	<p>Sat., 11/12/2011 HS 8:00 AM to 8:45 AM Room: IVY 2</p> <p><b>Practice Makes Perfect or Does It?</b> (Enrichment)</p> <p>Presenter(s): Lisa Hamilton</p> <p>This workshop explores the link between "elbow grease" and future success. Hands-on exercises are featured.</p> <p><b>45 minutes</b></p>

<p>Sat., 11/12/2011 HS/AP,ALL 8:00 AM to 8:45 AM Room: SALON A</p> <p><b>Archived AP Portfolios</b> (Effective Teaching Practices)</p> <p>Presenter(s): Joan Maresh Hansen</p> <p>See Jr./Sr.AP Portfolios that stir your soul! From beginning concentration commentary -12 investigative concentration pieces -12 breadth works - 4 quality works. Strategic AP Portfolio submission step-by-step to keep you sane and organized.</p> <p><b>45 minutes</b></p>	<p>Sat., 11/12/2011 ELEM,MS 8:00 AM to 8:45 AM Room: SALON B</p> <p><b>Elementary Art at CEDFA Summit XII</b> (Curriculum)</p> <p>Presenter(s): Nancy Walkup and Samantha Melvin</p> <p>Join us for a snapshot of our elementary art presentations at CEDFA Summit XII. Learn about using the updated Bloom's Taxonomy and our hands-on lessons that focused on assessment strategies such as rubrics, portfolios, and more.</p> <p><b>45 minutes</b></p>	<p>Sat., 11/12/2011 ELEM,MS 8:00 AM to 8:45 AM Room: SALON C</p> <p><b>Cave Painting to Collage - Fun with Panels!</b> (Curriculum)</p> <p>Presenter(s): Linda Sheets</p> <p>Presenter Linda Sheets will demonstrate various techniques, old and new, on Claybord, Stampbord and Scratchbord panels. This process is an exploration of art history and culture, resulting in artwork that is completely unique! Samples included.</p> <p><b>45 minutes</b></p>
<p>Sat., 11/12/2011 HS,MS,HS/AP 8:00 AM to 8:45 AM Room: SALON D</p> <p><b>Classroom Friendly Jewelry Making</b> (Curriculum)</p> <p>Presenter(s): Courtney Werden</p> <p>Classroom Friendly Jewelry Making presents a variety of wearable artworks that use easily acquired, low cost materials and don't require a lot fancy equipment.</p> <p><b>45 minutes</b></p>	<p>Sat., 11/12/2011 ELEM 8:00 AM to 8:45 AM Room: SALON E</p> <p><b>Secret Message Foldable Book</b> (Curriculum)</p> <p>Presenter(s): Yea Ri Jo</p> <p>This book will require folding, cutting, and paper weaving. There is a section where you can write your secret message. When the book is opened back up the message will disappear and when it's folded the secret message will reappear.</p> <p><b>45 minutes</b></p>	<p>Sat., 11/12/2011 ELEM,SUPV,HE,STU 8:00 AM to 8:45 AM Room: SALON F</p> <p><b>McMagnet 5th Grade Art</b> (Enrichment)</p> <p>Presenter(s): Kathie Walker-Millar</p> <p>Pre-Service teachers, studio art majors and art faculty integrate art into the McMagnet math and science 5th grade in its 4th year at McMurry University. This enhances learning for the 5th graders and allows art majors to explore career options.</p> <p><b>45 minutes</b></p>
<p>Sat., 11/12/2011 ELEM,MS 8:00 AM to 8:45 AM Room: SALON G</p> <p><b>Go West! American West Printmaking Activity</b> (Curriculum)</p> <p>Presenter(s): Katherine Yount and Elisabeth Thomas</p> <p>Artists played a vital role to entice people to travel west and promoted the National Park movement. View vintage posters and discuss printmaking for mass reproduction in the 1800s. Create a westward expansion poster using a relief print technique.</p> <p><b>45 minutes</b></p>	<p>Sat., 11/12/2011 ALL 8:00 AM to 8:45 AM Room: SALON H</p> <p><b>Smooth Sailing to Creativity</b> (Effective Teaching Practices)</p> <p>Presenter(s): Fahmi Khan</p> <p>You will go on a creative journey - to find your inner artist; to help promote, strengthen and develop your (and your students) natural creativity by participating in a variety of exercises - in the sketch book.</p> <p><b>45 minutes</b></p>	<p>Sat., 11/12/2011 ALL 8:00 AM to 8:45 AM Room: TRAINING ROOM</p> <p><b>Animated Paintings in Photoshop</b> (Technology)</p> <p>Presenter(s): Cindy Hasio</p> <p>This session is to teach how to make "Animated Paintings" in Photoshop. Students grades 5-12 and college can learn how to scan artwork or make digital paintings that can be animated in Photoshop. You will need a basic understanding of Photoshop. Teachers are welcome to bring their laptops if they have Photoshop.</p> <p><b>45 minutes</b></p>
<p>Sat., 11/12/2011 MUS,HE,CBAE 8:00 AM to 8:45 AM Room: VIEWFINDERS TERRACE</p> <p><b>Multicultural Objectives within the Museum</b> (Effective Teaching Practices)</p> <p>Presenter(s): Kristina Hilliard</p> <p>Discuss the nature of cultural representation and visitor engagement within the museum. Session participants will examine academic research, current trends in museum education, and how museum educators can promote equitable programming within the museum.</p> <p><b>45 minutes</b></p>	<p>Sat., 11/12/2011 ELEM,ALL 8:00 AM to 8:45 AM Room: VINE 1</p> <p><b>I Can Make Whatever I Want? Investigating Choice-B</b> (Curriculum)</p> <p>Presenter(s): Brooke Brei</p> <p>What really happens when elementary students create freely? This session details experiences practicing choice-based art education for the first time, and encourages critical discussion of the good, the bad, and the secrets to making it work.</p> <p><b>45 minutes</b></p>	<p>Sat., 11/12/2011 HS,HS/AP,STU 8:00 AM to 8:45 AM Room: VINE 2</p> <p><b>MCAD Presentation/Portfolio Development</b> (Advocacy)</p> <p>Presenter(s): Kermit Graber</p> <p>Presentation to learn about the Minneapolis College of Art and Design. See student and alumni work, learn about our programs, admission requirements, as well as portfolio development ideas for students and ways they can submit work to colleges.</p> <p><b>45 minutes</b></p>

<p>Sat., 11/12/2011 ALL 9:00 AM to 11:00 AM Room: EXPO B2</p> <p><b>General Session 2</b> (Enrichment)</p> <p>Presenter(s): Sandy Skoglund</p> <p>Sandy will be speaking to conference attendees about her work as an artist, describing what she calls the thrill of doubt and struggle in the process of creativity. She will discuss how fear and obstacles can contribute to the value of the artistic process.</p> <p><b>2 hours</b></p>	<p>Sat., 11/12/2011 ALL 11:00 AM to 2:45 PM Room: BREEZEWAY</p> <p><b>Chalk Pastel Street Painting – Part 1</b> (Curriculum)</p> <p>Presenter(s): Alissa Trevino</p> <p><b>OUT OF THE BOX DEMO</b></p> <p>A wonderful group project which is a fun and exciting way to involve your students in community art projects. Different techniques will be demonstrated, handouts will be provided. This will be a FUN and MESSY project!! Dress accordingly.</p> <p><b>3 hours and 45 minutes</b></p>	<p>Sat., 11/12/2011 MS,HS 11:00 AM to 12:45 PM Room: EXPO B1</p> <p><b>Handmade Artist's Books</b> (Curriculum)</p> <p>Presenter(s): Kay Arnaud Munger</p> <p>Want a way to teach art history, artist's technique, and combine it with student's art journaling? Join us as we make a Handmade Artist's Book while learning bookbinding techniques, and other mini-lessons to add to the book.</p> <p><b>1 hour and 45 minutes</b></p>
<p>Sat., 11/12/2011 ALL 11:00 AM to 12:45 PM Room: EXPO C</p> <p><b>INSIDE THE STUDIO: Do's and Don'ts of Drawing the Face</b> (Enrichment)</p> <p>Presenter(s): Lois Gibson</p> <p>Join Guinness Book of World Record holder, Lois Gibson in the intriguing world of forensic portraits. Learn how she uses art and the art of portraiture to "catch a likeness, and capture the bad guy"! In this hands-on session, participants will learn techniques to share with students to improve any portrait. Materials for this workshop provided by General Pencil and Canson Paper.</p> <p><b>1 hour and 45 minutes</b></p>	<p>Sat., 11/12/2011 ALL 11:00 AM to 11:45 AM Room: FLORAL A1</p> <p><b>MASTER ART EDUCATOR: Actively Engaging the Student</b> (Curriculum)</p> <p>Presenter(s): Suzy Greene</p> <p>The Master Art Educator actively engages students at all times. Learning is student-centered, concept driven, relevant to the student, encouraging, cross-curricular, engaging, student-guided, and team building. Open ended projects are used to give students freedom of choice.</p> <p><b>45 minutes</b></p>	<p>Sat., 11/12/2011 ALL 11:00 AM to 12:45 PM Room: FLORAL A2</p> <p><b>Complicated Critters - Mirror Image Drawing</b> (Curriculum)</p> <p>Presenter(s): Cynthia Kling</p> <p>Design 1/2 an insect and recreate its mirror image. Add color, outline in black and apply a watercolor wash to the background. Participants will double mat their art. Activity reinforces measurement skills, right brain drawing techniques and matting.</p> <p><b>1 hour and 45 minutes</b></p>
<p>Sat., 11/12/2011 ALL 11:00 AM to 11:45 AM Room: FLORAL B1</p> <p><b>2D Storyboards: How to Connect Students with Story</b> (Enrichment)</p> <p>Presenter(s): Cindy Hasio</p> <p>This presentation describes the brief history of storyboarding, the main components of 2D storyboarding, what fields in art use them, and how students can use storyboards to tell a story while connecting them in art education.</p> <p><b>45 minutes</b></p>	<p>Sat., 11/12/2011 HS/AP,ALL 11:00 AM to 12:45 PM Room: FLORAL B2</p> <p><b>Pushing and Pulling Spaces- Drawing Techniques</b> (Curriculum)</p> <p>Presenter(s): Jody Johnson and Bob Gerardy</p> <p>This effective drawing assignment, using charcoal, graphite or colored pencils, will encourage students to work and think outside the box. Can be used as a regular assignment or in a sketchbook.</p> <p><b>1 hour and 45 minutes</b></p>	<p>Sat., 11/12/2011 ALL 11:00 AM to 12:45 PM Room: FLORAL B3</p> <p><b>Graduate Art Education Programs in Texas</b> (Curriculum)</p> <p>Presenter(s): Paul Bolin</p> <p>Thinking about a graduate degree in art education? Representatives from the various Art Education graduate programs in Texas offer overview information and answer questions about their programs.</p> <p><b>1 hour and 45 minutes</b></p>
<p>Sat., 11/12/2011 ELEM 11:00 AM to 11:45 AM Room: FLORAL B4</p> <p><b>The Art of Technology</b> (Technology)</p> <p>Presenter(s): Andrea Donovan-Hull and Mary Coleman</p> <p>This workshop will introduce ways to integrate technology with art in elementary classrooms. Integration using Smartboards, digital cameras, &amp; websites will be discussed &amp; modeled. Technology integration lessons will focus on art elements &amp; principles.</p> <p><b>45 minutes</b></p>	<p>Sat., 11/12/2011 ALL 11:00 AM to 12:45 PM Room: GARDEN TERRACE</p> <p><b>Mall Madness: Through the Eyes of an Artist</b> (Curriculum)</p> <p>Presenter(s): Deborah Molotsky and Christina van Hamersveld</p> <p>Witness and experience the creation of higher level thinking and creative field trips. Learn to how to develop a virtual and real time experience that engages art students to find inspiration and evaluate places in their community.</p> <p>Ticketed Event: Limit 30.</p> <p><b>1 hour and 45 minutes</b></p>	<p>Sat., 11/12/2011 MS,HS 11:00 AM to 12:45 PM Room: IVY 1</p> <p><b>Moore Sculpture for Less</b> (Curriculum)</p> <p>Presenter(s): Shannon Weaver and Gail Cary</p> <p>Be inspired by Moore and other Modernist Sculptors to create an abstract, subtractive sculpture. You will create a design, carve your sculpture out of a foam block, and finish with a metallic paint. Applicable for Middle and High School students.</p> <p><b>1 hour and 45 minutes</b></p>

SATURDAY MORNING

<p>Sat., 11/12/2011 HS,MS,HE 11:00 AM to 12:45 PM Room: IVY 2</p> <p><b>Screenprinting On Fabric</b> (Enrichment)</p> <p>Presenter(s): Franz Spohn and Allan Franklin</p> <p>In this hands-on workshop, participants will print on an apron using the three basic stenciling techniques for screenprinting. Easy registration, color mixing, transparent overlapping color areas and image preparation are among the topics explored.</p> <p>Ticketed Event: Limit 20.</p> <p><b>1 hour and 45 minutes</b></p>	<p>Sat., 11/12/2011 ALL 11:00 AM to 3:00 PM Room: NORTH PARKING PAD</p> <p><b>What Can You Do with Raku?</b> (Curriculum)</p> <p>Presenter(s): Cindy Bracker and Michael Leonard</p> <p><b>OUT OF THE BOX DEMO</b></p> <p>Raku not only ignites creativity, it also helps raise awareness of your program in your school and community. In this workshop, participants will learn Raku history, materials, techniques, processes, AND ideas to leverage its extracurricular benefits</p> <p><b>4 hours</b></p>	<p>Sat., 11/12/2011 ELEM,MS 11:00 AM to 11:45 AM Room: SALON A</p> <p><b>Celebrating the Days of the Dead/Día de los Muerto</b> (Curriculum)</p> <p>Presenter(s): Nancy Walkup, Jean King, and Susan Waddington</p> <p>At three different elementary schools, we have created schoolwide Día de los Muertos celebrations that have become truly meaningful for our students. See our installations and performances and receive lesson plans to take back to your school.</p> <p><b>45 minutes</b></p>
<p>Sat., 11/12/2011 ELEM 11:00 AM to 11:45 AM Room: SALON B</p> <p><b>Tips &amp; Tricks for K-1 (PART II)</b> (Curriculum)</p> <p>Presenter(s): Kim Temple</p> <p>If you missed Part I, no problemo. Come enjoy Part II and learn tried and true tips and tricks with young artists. Take away creative and dynamic projects which assimilate all TEKS and may help you teach ART in new ways for all grades.</p> <p><b>45 minutes</b></p>	<p>Sat., 11/12/2011 ALL 11:00 AM to 12:45 PM Room: SALON C</p> <p><b>Painted Weaving</b> (Curriculum)</p> <p>Presenter(s): Deanna Smith</p> <p>Combine radial weaving with watercolor painting for an amazing result! Incorporate your weaving into your picture for a new twist on multi media!</p> <p><b>1 hour and 45 minutes</b></p>	<p>Sat., 11/12/2011 HS,ELEM,MS 11:00 AM to 12:45 PM Room: SALON D</p> <p><b>Clay and Underglaze Masks</b> (Curriculum)</p> <p>Presenter(s): Jeff Sandoe</p> <p>Participants will work with moist clay with very few tools. Effective Techniques will be demonstrated to create eyes and mouths that are realistic and easy to form.</p> <p><b>1 hour and 45 minutes</b></p>
<p>Sat., 11/12/2011 ELEM,ALL 11:00 AM to 12:45 PM Room: SALON E</p> <p><b>Watercolor Crayons and Cue Tips</b> (Curriculum)</p> <p>Presenter(s): Gay Paratore</p> <p>The student will sketch with watercolor crayon. Working from front to back, sections are colored in and manipulated with a wet cue tip. Once areas are covered, the student will focus on contrast; focal point; and walking color through the piece.</p> <p><b>1 hour and 45 minutes</b></p>	<p>Sat., 11/12/2011 ELEM,SUPV,CBAE 11:00 AM to 12:45 PM Room: SALON F</p> <p><b>ARTicULaTe!</b> (Curriculum)</p> <p>Presenter(s): Mary Jo Gardere, Janece Kessler, and Rebecca Alexander</p> <p>Experience a visual introduction to literature-based, divergent-directed art. Projects presented will empower and inspire K-5 students to take risks, communicate and express themselves through art. Handouts will be provided, but do bring a camera!</p> <p><b>1 hour and 45 minutes</b></p>	<p>Sat., 11/12/2011 ALL 11:00 AM to 11:45 AM Room: SALON G</p> <p><b>Painting with Watercolor Pencil on Canvas</b> (Curriculum)</p> <p>Presenter(s): R.L. Waterman</p> <p>Something new that is a lot of fun. We will use watercolor pencils (pencils with paint as the lead) on canvas to create. Every piece is an original work of art. All supplies included.</p> <p><b>45 minutes</b></p>
<p>Sat., 11/12/2011 HS,ALL 11:00 AM to 12:45 PM Room: SALON H</p> <p><b>Creating Texture in Acrylic</b> (Curriculum)</p> <p>Presenter(s): Beth Wild</p> <p>One advantage of acrylics is that variety of texture that be achieved. Learn about acrylic gels by working with them to achieve different painted effects. A very popular and fun workshop, students will love it. Gels are the "secret" in acrylic painting.</p> <p>Ticketed Event: Limit 45.</p> <p><b>1 hour and 45 minutes</b></p>	<p>Sat., 11/12/2011 MS,HS 11:00 AM to 12:45 PM Room: TRAINING ROOM</p> <p><b>Simple and Fun Digital Projects</b> (Curriculum)</p> <p>Presenter(s): Pamela Spangler</p> <p>Teaching art with different levels of technology. Exploring with step by step digital art projects. See optical illusions, painting, and manipulating photographs. Make and take your lessons and examples home with you. Bring a laptop if you have it.</p> <p><b>1 hour and 45 minutes</b></p>	<p>Sat., 11/12/2011 MUS,HE 11:00 AM to 11:45 AM Room: VIEWFINDERS TERRACE</p> <p><b>The 1941 Junior League Docent Training at the Met</b> (Advocacy)</p> <p>Presenter(s): Elizabeth Roath</p> <p>This session explores the 1941 docent-training course for Junior League members at the Metropolitan Museum of Art. The research focuses on understanding what place this philanthropic organization held in the American art museum at that time.</p> <p><b>45 minutes</b></p>

<p>Sat., 11/12/2011 ELEM,SUPV 11:00 AM to 11:45 AM Room: VINE 1</p> <p><b>TEAM - Texas Elementary Art Event</b> (Curriculum)</p> <p>Presenter(s): Gloria McCoy</p> <p>This new state-wide program designed especially for Elementary art teachers and directors will be shared.</p> <p><b>45 minutes</b></p>	<p>Sat., 11/12/2011 ALL 11:00 AM to 11:45 AM Room: VINE 2</p> <p><b>Eco-Art - Large Scale Public Works Interpreting Nature</b> (Curriculum)</p> <p>Presenter(s): Karla Klay</p> <p>What does it take to create and install a 180 square foot hand-built mosaic about the Flower Gardens coral reefs or a 50 square foot mosaic of the water cycle? How do you teach about science and particular places through the creation of public art. Learn about place-based education and project-based learning resulting in public works on campus. . Learn how Eco-Art can beautify your campus and engage minds.</p> <p><b>45 minutes</b></p>	<p>Sat., 11/12/2011 ALL 12:00 PM to 12:45 PM Room: FLORAL A1</p> <p><b>MASTER ART EDUCATOR: Positive Belief in Students</b> (Curriculum)</p> <p>Presenter(s): Mary Hierholzer</p> <p>The Master Art Educator believes in students in a positive way – all have potential. Teacher is encouraging and celebrates creative problem-solving skills. Teacher is flexible, forgiving, merciful, professional, mentoring, resilient, and has respect for the students, the school, and community.</p> <p><b>45 minutes</b></p>
<p>Sat., 11/12/2011 MS,HS,CBAE 12:00 PM to 12:45 PM Room: FLORAL B1</p> <p><b>Ongoing Book Art Journal for Secondary Reflection</b> (Curriculum)</p> <p>Presenter(s): Adrienne Sears and Melanie Power</p> <p>Two art educators from divergent school demographics lecture on the impact of an ongoing art journal project that facilitates student-developed material culture for reflection on personal growth over time. Demonstration to follow. Materials Provided.</p> <p><b>45 minutes</b></p>	<p>Sat., 11/12/2011 HS/AP,MS 12:00 PM to 12:45 PM Room: FLORAL B4</p> <p><b>Lo-Fi Photography and Ways Around the Darkroom</b> (Technology)</p> <p>Presenter(s): Wendy Dooldeniya</p> <p>Come and learn the new art form: Lo-Fi photography. Using iPhones and other mobile devices, Lo-Fi photography is quickly overtaking the photo world. Learn great Apps, printing techniques and more. Perfect for Art 1 and AP.</p> <p><b>45 minutes</b></p>	<p>Sat., 11/12/2011 ALL 12:00 PM to 12:45 PM Room: SALON A</p> <p><b>Exploring Aesthetic Choices</b> (Curriculum)</p> <p>Presenter(s): Carrie Markello</p> <p>Learn how student aesthetic choices benefit both teacher and student. What kinds of choices are made? What questions arise? How can aesthetic inquiry enhance curriculum planning and improve awareness of art in our daily lives? Lesson ideas included.</p> <p><b>45 minutes</b></p>
<p>Sat., 11/12/2011 ALL 12:00 PM to 12:45 PM Room: SALON B</p> <p><b>Air-dry Clay - An Alternative to Kiln Firing</b> (Enrichment)</p> <p>Presenter(s): Jill Davis</p> <p>Hands-on presentation using exclusive air dry clay! Great alternative for those educators who do not have access to kilns or just need a quick introduction to the world of 3-D hand building with clay!</p> <p><b>45 minutes</b></p>	<p>Sat., 11/12/2011 MS,ELEM,HS 12:00 PM to 1:45 PM Room: SALON G</p> <p><b>"Fun-sucker" Dolls</b> (Classroom Management)</p> <p>Presenter(s): Amanda Prather and Karrie Huskey</p> <p>Regain a sense of self-control in classes that make you feel hexed! Like the "fun-sucker" effigies we'll stuff with spit-balls, your kids can't help what they are made of. But YOU can still make a positive difference in their lives.</p> <p>Ticketed Event: Limit 30.</p> <p><b>1 hour and 45 minutes</b></p>	<p>Sat., 11/12/2011 MUS,ALL 12:00 PM to 12:45 PM Room: VIEWFINDERS TERRACE</p> <p><b>21st C. Skills: Ramifications for Museum Learning</b> (Curriculum)</p> <p>Presenter(s): Bridget Hoyt and Melinda Mayer</p> <p>How is the emphasis on teaching 21st Century Skills to prepare students for life after school impacting museum education? After setting the theoretical framework for the discussion, we will explore examples from museums' work with teachers and students.</p> <p><b>45 minutes</b></p>
<p>Sat., 11/12/2011 ELEM,SUPV 12:00 PM to 1:45 PM Room: VINE 1</p> <p><b>TEAM - Directors Meeting</b> (Curriculum)</p> <p>Presenter(s): Gloria McCoy</p> <p>Texas Elementary Art Meet Regional directors (and those interested in being a director) will meet to discuss what works, what doesn't and give tips for success.</p> <p><b>1 hour and 45 minutes</b></p>	<p>Sat., 11/12/2011 CBAE,ALL 12:00 PM to 12:45 PM Room: VINE 2</p> <p><b>Examining Social Justice through Art Education</b> (Curriculum)</p> <p>Presenter(s): Cala Coats</p> <p>Educators will explore lasting ideas of authentic and democratic learning still relevant to the enduring educational discourse on social reconstruction through a look at art education at Hull House.</p> <p><b>45 minutes</b></p>	<p>Sat., 11/12/2011 ALL 1:00 PM to 2:45 PM Room: BREEZEWAY</p> <p><b>How to Get Glass in Your Class</b> (Curriculum)</p> <p>Presenter(s): Carole Dalessandro</p> <p><b>OUT OF THE BOX DEMO</b></p> <p>You will see handblown beads and small hollow forms being made. I'll explain the process of glass and how it can be used in your class to include Slumping and Fusing using a Kiln; table top lampworking (beadmaking), cold and hot forms will be on display. I'll share how I wrote a grant to start glass blowing in my class by connecting Science and Math TEKS as well as Historical and Social significance of glassworking.</p> <p><b>1 hour and 45 minutes</b></p>

SATURDAY AFTERNOON

<p>Sat., 11/12/2011 MS,ALL 1:00 PM to 1:45 PM Room: EXPO B1</p> <p><b>Exciting Pencil Techniques for Mixed Media Art</b> (Curriculum)</p> <p>Presenter(s): Kathi Hanson</p> <p>Learn how to create exciting mixed media art using pencil pigments with tissue, foil, rice paper, bubble wrap, cling wrap, rubbing alcohol and more! Charcoal, Graphite, Pastel and Watercolor pencil techniques covered. Handout and goodie bag included.</p> <p><b>45 minutes</b></p>	<p>Sat., 11/12/2011 ALL 1:00 PM to 2:45 PM Room: EXPO C</p> <p><b>INSIDE THE STUDIO: Roxanne Swentzell</b> (Enrichment)</p> <p>Presenter(s): Roxanne Swentzell</p> <p>Come work with sculptor and keynote artist Roxanne Swentzell as she shares her passion for the figure and the essence of the human spirit. Noted for her award winning clay coil figures and her clay masks, Roxanne will work with workshop participants to build a clay piece. Materials for this workshop are provided by Armadillo Clay.</p> <p><b>1 hour and 45 minutes</b></p>	<p>Sat., 11/12/2011 ALL 1:00 PM to 1:45 PM Room: FLORAL A1</p> <p><b>MASTER ART EDUCATOR: Seeks Continuing Development</b> (Curriculum)</p> <p>Presenter(s): Christina Bain</p> <p>The Master Art Educator seeks continuing development in their field - is perpetual learner. Teachers stay up-to-date as they "feed" themselves artistically to stay fresh and innovative. New research impacts practice and can make the difference in student success.</p> <p><b>45 minutes</b></p>
<p>Sat., 11/12/2011 ALL 1:00 PM to 2:45 PM Room: FLORAL A2</p> <p><b>Turning Tessellations</b> (Curriculum)</p> <p>Presenter(s): Cynthia Kling</p> <p>Participants will use an equilateral triangle to create a 3 dimensional, rotating tessellation. The tessellations will have four patterns.</p> <p><b>1 hour and 45 minutes</b></p>	<p>Sat., 11/12/2011 ALL 1:00 PM to 1:45 PM Room: FLORAL B1</p> <p><b>Spare Parts: Reuse Action Project 1 Year Later</b> (Advocacy)</p> <p>Presenter(s): Mary Cantu</p> <p>This project is devoted to supporting San Antonio's arts community and schools through environmental consciousness. Learn about the challenges and outcomes of our efforts.</p> <p><b>45 minutes</b></p>	<p>Sat., 11/12/2011 HS/AP,HS 1:00 PM to 1:45 PM Room: FLORAL B2</p> <p><b>IB Art Discussion</b> (Curriculum)</p> <p>Presenter(s): Jessica Thompson</p> <p>For anyone teaching IB Art, come and share experiences, ideas and secrets for success. Also, how to successfully aid students in testing AP Art in addition to creating the IB portfolio.</p> <p><b>45 minutes</b></p>
<p>Sat., 11/12/2011 ELEM,ALL 1:00 PM to 1:45 PM Room: FLORAL B3</p> <p><b>Creating School-Wide Interdisciplinary Murals</b> (Curriculum)</p> <p>Presenter(s): Maria Leake</p> <p>This session will highlight the challenges and benefits of working with seven hundred elementary students and their classroom teachers to create school-wide interdisciplinary murals.</p> <p><b>45 minutes</b></p>	<p>Sat., 11/12/2011 ELEM 1:00 PM to 1:45 PM Room: FLORAL B4</p> <p><b>Animoto Livens Any Art Classroom</b> (Technology)</p> <p>Presenter(s): Amanda Baker and Terri See</p> <p>Experience the making of a video using Animoto to introduce artists and art techniques to your students. See how this same tool can be used by students to create their learning goals!</p> <p><b>45 minutes</b></p>	<p>Sat., 11/12/2011 ALL 1:00 PM to 1:45 PM Room: GARDEN TERRACE</p> <p><b>Haring Inspired "Crack is Whack" Mural</b> (Curriculum)</p> <p>Presenter(s): Julie Phillips</p> <p>Explore art activities incorporated in the process of creating a Keith Haring mural that went up the walls, on the windows and over the doors!! Lesson plans available.</p> <p><b>45 minutes</b></p>
<p>Sat., 11/12/2011 ALL 1:00 PM to 2:45 PM Room: IVY 1</p> <p><b>Mission Vision 5-0</b> (Enrichment)</p> <p>Presenter(s): Beth Brubaker and Sue Anne Braddock</p> <p>50 Strategies to increase your students' potential to explore, discover, create, challenge and make the connections. We will have hands on activities. Handout packet and several drawings for presenter's book, KEITTOODLES and notecards.</p> <p>Ticketed Event: Limit 45.</p> <p><b>1 hour and 45 minutes</b></p>	<p>Sat., 11/12/2011 ALL 1:00 PM to 2:45 PM Room: IVY 2</p> <p><b>Response/Evaluation TEKS &amp; 21st Century Skills</b> (Curriculum)</p> <p>Presenter(s): Dani Pontus</p> <p>CEDFA; If you teach in the arts, we teach things you need to know. Come and see. Learn more @ <a href="http://www.cedfa.org">www.cedfa.org</a>.</p> <p><b>1 hour and 45 minutes</b></p>	<p>Sat., 11/12/2011 ALL 1:00 PM to 2:45 PM Room: SALON A</p> <p><b>"Why Stop Now?"</b> (Advocacy)</p> <p>Presenter(s): Donna Andrich and Janice Wiggins</p> <p>Retires, Retire/Rehires &amp; Distinguished Fellows! You've been involved in art and art education your whole life. Now that you have a little time to share your ideas and talents, why would you stop? Join us in some light refreshments &amp; share those ideas!</p> <p><b>1 hour and 45 minutes</b></p>

SATURDAY AFTERNOON

<p>Sat., 11/12/2011 MS,ELEM,MUS,CBAE 1:00 PM to 1:45 PM Room: SALON B</p> <p><b>Light Painting: Art, Technology and Inquiry</b> (Curriculum)</p> <p>Presenter(s): Ahmad Hernandez</p> <p>What can you do with a dark room, a camera, glowsticks and LEDs? You can write your name with light or create abstract swirls of color. Learn about camera techniques and technology as you make your own light painting. Illuminate your creativity!</p> <p><b>45 minutes</b></p>	<p>Sat., 11/12/2011 ALL 1:00 PM to 2:45 PM Room: SALON C</p> <p><b>Bookmaking Using Alternative Materials</b> (Curriculum)</p> <p>Presenter(s): Camille Gibbons Kerr, Shannon Morris, Chrissy Fitch, and Denise Massie</p> <p>This will be a demonstration and hands-on workshop where participants will make books using paper bags, coffee filters, other scrap materials. Books will be used primarily to explain the Elements and Principles to art students of all ages.</p> <p><b>1 hour and 45 minutes</b></p>	<p>Sat., 11/12/2011 HS,MS 1:00 PM to 2:45 PM Room: SALON D</p> <p><b>Getting Graphic with Values</b> (Curriculum)</p> <p>Presenter(s): Treena Rowan</p> <p>Examples will be shown from student work. Words will be used to develop a design based on a theme. The designs will then be painted in acrylics, with a monochromatic color scheme. Value changes will be stressed.</p> <p><b>1 hour and 45 minutes</b></p>
<p>Sat., 11/12/2011 ELEM,ALL 1:00 PM to 2:45 PM Room: SALON E</p> <p><b>Teapots with a Cup of Culture</b> (Curriculum)</p> <p>Presenter(s): Dana Wade and Maria Casares</p> <p>Build your own unique ceramic teapot and learn various techniques to use while teaching this to upper elementary to high school students. Students will also learn the customs and significance of tea in cultures from around the world.</p> <p><b>1 hour and 45 minutes</b></p>	<p>Sat., 11/12/2011 HS,ALL 1:00 PM to 2:45 PM Room: SALON F</p> <p><b>Trashy Art</b> (Curriculum)</p> <p>Presenter(s): Tamara Foster</p> <p>Saving money by using and reusing your trash to create sculptural works of art. This will be a hands-on discovery of ways to manipulate plastic, aluminum, and anything else I can find into art.</p> <p><b>1 hour and 45 minutes</b></p>	<p>Sat., 11/12/2011 HS,MS,HS/AP,HE 1:00 PM to 2:45 PM Room: SALON H</p> <p><b>The Next Steps in Acrylic</b> (Curriculum)</p> <p>Presenter(s): Beth Wild</p> <p>Ever wonder what the next step in acrylics would be? Long researched projects from Golden will be unveiled and could dramatically change the way you think and work with acrylics. It is advised that you would have attended a prior Golden workshop.</p> <p>Ticketed Event: Limit 45.</p> <p><b>1 hour and 45 minutes</b></p>
<p>Sat., 11/12/2011 MS,ELEM,HS 1:00 PM to 2:45 PM Room: TRAINING ROOM</p> <p><b>Frame by Frame Animation using PowerPoint</b> (Technology)</p> <p>Presenter(s): Wendy Gilbert and Sandra Garcia</p> <p>Students will learn PowerPoint basics while at the same time creating a frame by frame animation. I will also demonstrate how this can extend into iMovie as well as what skills translate into an introduction to Adobe Illustrator. Bring your laptop.</p> <p><b>1 hour and 45 minutes</b></p>	<p>Sat., 11/12/2011 ALL 1:00 PM to 2:45 PM Room: VIEWFINDERS TERRACE</p> <p><b>Reconsidering the Purpose of the Museum Visit</b> (Effective Teaching Practices)</p> <p>Presenter(s): Maria Carmen Smith</p> <p>This presentation will address approaches that invite students to focus on aspects of artworks that can best (or only) be appreciated in the presence of the original works and thus to discover the unique value of direct encounters with works of art.</p> <p><b>1 hour and 45 minutes</b></p>	<p>Sat., 11/12/2011 CBAE,ELEM 1:00 PM to 1:45 PM Room: VINE 2</p> <p><b>International Connections through Art Education</b> (Advocacy)</p> <p>Presenter(s): Amanda Batson and Rebecca Schaefer</p> <p>Come experience how Texas art educators traveled to Africa to teach art and create an international mural exchange based on a Big Idea. See how connections were made in Plano, Texas and in the Masaka District of Uganda.</p> <p><b>45 minutes</b></p>
<p>Sat., 11/12/2011 ALL 2:00 PM to 2:45 PM Room: FLORAL A1</p> <p><b>MASTER ART EDUCATOR: A Practicing Artist</b> (Curriculum)</p> <p>Presenter(s): Cheryl Evans</p> <p>The Master Art Educator is an active artist because teachers relate best to a student if they are still learning as well. Teachers showing and creating their own artwork demonstrate the creative spirit. It also builds relationships with students and increases relevance, giving them confidence in art.</p> <p><b>45 minutes</b></p>	<p>Sat., 11/12/2011 ALL 2:00 PM to 2:45 PM Room: FLORAL B1</p> <p><b>Logo Deconstruction and Culture Jamming</b> (Curriculum)</p> <p>Presenter(s): Sheng Kuan Chung</p> <p>This session explores the power of logos in visual communication and the concepts of logo deconstruction, culture jamming, and media activism. Artworks by students will be shown.</p> <p><b>45 minutes</b></p>	<p>Sat., 11/12/2011 HS/AP,MS,HS 2:00 PM to 2:45 PM Room: FLORAL B2</p> <p><b>Assessment</b> (Assessment)</p> <p>Presenter(s): Betty Arnold</p> <p>Juggling the "A" word.</p> <p><b>45 minutes</b></p>

<p>Sat., 11/12/2011 HE,ALL 2:00 PM to 2:45 PM Room: FLORAL B3</p> <p><b>Grands Sharing Art, Hearts and Spaces</b> (Effective Teaching Practices)</p> <p>Presenter(s): Susan Whiteland</p> <p>A research study on the visual art activities currently being facilitated at intergenerational shared sites and the sense of community that is being fostered will be presented. Lifelong learning and intergenerational relationships will be discussed.</p> <p><b>45 minutes</b></p>	<p>Sat., 11/12/2011 HS,ALL 2:00 PM to 2:45 PM Room: FLORAL B4</p> <p><b>New Tools in Photoshop &amp; Illustrator</b> (Technology)</p> <p>Presenter(s): Scott Carroll</p> <p>Check out the new tools and techniques in the latest Adobe Creative Suite 5.5. One trick is to turn photographs into paintings using the new mixer brush tool in Photoshop. Share projects that can be used in Electronic Media &amp; Digital Graphics.</p> <p><b>45 minutes</b></p>	<p>Sat., 11/12/2011 ALL 2:00 PM to 2:45 PM Room: GARDEN TERRACE</p> <p><b>Journey to the Center of Art Education</b> (Enrichment)</p> <p>Presenter(s): Melinda Mayer, Christina Bain, and Paul Bolin</p> <p>Where are we going in art education? How do we stay centered in an ever-changing landscape? Hear three art educators present different perspectives concerning the journeys we take through our field.</p> <p><b>45 minutes</b></p>
<p>Sat., 11/12/2011 ALL 2:00 PM to 2:45 PM Room: SALON B</p> <p><b>Make Art, Not Excuses!</b> (Advocacy)</p> <p>Presenter(s): Betsy Murphy, Future Akins-Tillett, Carrie Markello, and Maureen "Moe" Doebbler</p> <p>One of the greatest challenges many art educators face is maintaining an active studio practice. Four veteran art educators will share how, through careful planning, they have managed to keep making art.</p> <p><b>45 minutes</b></p>	<p>Sat., 11/12/2011 ELEM 2:00 PM to 2:45 PM Room: SALON G</p> <p><b>Top Ten Art Lessons Redux</b> (Curriculum)</p> <p>Presenter(s): Kimberly Bierwirth</p> <p>Engaging, creative, thought-provoking and interdisciplinary -- The top ten most successful art lessons and ideas from more than fifteen years of teaching will be shared.</p> <p><b>45 minutes</b></p>	<p>Sat., 11/12/2011 MS,ELEM,HS 2:00 PM to 2:45 PM Room: VINE 1</p> <p><b>Superheroes and Social Issues</b> (Curriculum)</p> <p>Presenter(s): Tracey Williams</p> <p>Superheroes are a growing phenomenon in our culture. Once a media considered to be subculture, but no longer. Learn how to use superheroes to teach figure drawing and tackle subjects like body image and stereotypes. Plus an adapted lesson for elementary!</p> <p><b>45 minutes</b></p>
<p>Sat., 11/12/2011 MS,SUPV,MUS,CBAE 2:00 PM to 2:45 PM Room: VINE 2</p> <p><b>Stones &amp; Bones Will Build New Bridges</b> (Effective Teaching Practices)</p> <p>Presenter(s): Megan DiRienzo</p> <p>Join a discussion about how unexpected community partnerships can make art education meaningful across the curriculum. Then, brainstorm ideas about who might be a potential partner in your own community for project based learning.</p> <p><b>45 minutes</b></p>	<p>Sat., 11/12/2011 MS 3:00 PM to 4:45 PM Room: EXPO B1</p> <p><b>Middle School Division Showcase/Meeting</b> (Advocacy)</p> <p>Presenter(s): Janis McCorkle</p> <p>Middle School Division Showcase/Meeting</p> <p><b>1 hour and 45 minutes</b></p>	<p>Sat., 11/12/2011 HE 3:00 PM to 4:45 PM Room: FLORAL B3</p> <p><b>Higher Education Division Showcase/Meeting</b> (Advocacy)</p> <p>Presenter(s): Paul Bolin</p> <p>Higher Education Division Showcase/Meeting</p> <p><b>1 hour and 45 minutes</b></p>
<p>Sat., 11/12/2011 ALL 3:00 PM to 3:45 PM Room: FLORAL B4</p> <p><b>Technology Interest Group Meeting</b> (Curriculum)</p> <p>Presenter(s): Nina Hays</p> <p>Meeting for educators who deal with technology and art in the classroom. Discuss current concerns regarding the Art and Technology Interest Group. This group is open to all levels.</p> <p><b>45 minutes</b></p>	<p>Sat., 11/12/2011 Fellows 3:00 PM to 4:45 PM Room: SALON A</p> <p><b>Fellows Business Meeting</b> (Advocacy)</p> <p>Presenter(s): TBD</p> <p>Fellows Business Meeting</p> <p><b>1 hour and 45 minutes</b></p>	<p>Sat., 11/12/2011 PRIV 3:00 PM to 4:45 PM Room: SALON C</p> <p><b>Private School Showcase/Meeting</b> (Advocacy)</p> <p>Presenter(s): TBD</p> <p>Private School Showcase/Meeting</p> <p><b>1 hour and 45 minutes</b></p>

SATURDAY AFTERNOON

<p>Sat., 11/12/2011 HS 3:00 PM to 4:45 PM Room: SALON D</p> <p><b>High School Division Showcase/Meeting</b> (Advocacy)</p> <p>Presenter(s): Alicia Moore High School Division Showcase/Meeting</p> <p><b>1 hour and 45 minutes</b></p>	<p>Sat., 11/12/2011 ELEM 3:00 PM to 4:45 PM Room: SALON E</p> <p><b>Elementary Division Showcase/Meeting</b> (Advocacy)</p> <p>Presenter(s): Samantha Melvin Elementary Division Showcase/Meeting</p> <p><b>1 hour and 45 minutes</b></p>	<p>Sat., 11/12/2011 STU 3:00 PM to 4:45 PM Room: SALON G</p> <p><b>Student Division Showcase/Meeting</b> (Advocacy)</p> <p>Presenter(s): Angela Houdyshell Student Division Showcase/Meeting</p> <p><b>1 hour and 45 minutes</b></p>
<p>Sat., 11/12/2011 MUS 3:00 PM to 4:45 PM Room: VIEWFINDERS TERRACE</p> <p><b>Museum Education Division Showcase/Meeting</b> (Advocacy)</p> <p>Presenter(s): Kate Carey Museum Education Division Showcase/Meeting</p> <p><b>1 hour and 45 minutes</b></p>	<p>Sat., 11/12/2011 MTG 3:00 PM to 4:45 PM Room: VINE 1</p> <p><b>Retired Art Educator Meeting</b> (Advocacy)</p> <p>Presenter(s): Donna Andrich Retired Art Educator Meeting</p> <p><b>1 hour and 45 minutes</b></p>	<p>Sat., 11/12/2011 CBAE 3:00 PM to 4:45 PM Room: VINE 2</p> <p><b>CBAE Division Showcase/Meeting</b> (Advocacy)</p> <p>Presenter(s): TBD CBAE Division Showcase/Meeting</p> <p><b>1 hour and 45 minutes</b></p>
<p>Sat., 11/12/2011 ALL 5:00 PM to 7:45 PM Room: BREEZEWAY</p> <p><b>Chalk Pastel Street Painting – Part 2</b> (Curriculum)</p> <p>Presenter(s): Alissa Trevino</p> <p><b>OUT OF THE BOX DEMO</b></p> <p>A wonderful group project which is a fun and exciting way to involve your students in community art projects. Different techniques will be demonstrated, handouts will be provided. This will be a FUN and MESSY project!! Dress accordingly.</p> <p><b>2 hours and 45 minutes</b></p>	<p>Sat., 11/12/2011 MS,HS 5:00 PM to 7:45 PM Room: EXPO B1</p> <p><b>Kaleidoscopes Gone Wild</b> (Curriculum)</p> <p>Presenter(s): Kim Bigham and Beth Frye</p> <p>Participants will create a personalized kaleidoscope using the elements of art and a variety of materials while incorporating Math vocabulary and skills in order to enhance and reinforce the core curriculum.</p> <p><b>2 hours and 45 minutes</b></p>	<p>Sat., 11/12/2011 CBAE,HS,HS/AP,HE,MUS,STU 5:00 PM to 7:45 PM Room: EXPO C</p> <p><b>Encaustic Mixed Media: Indulging in Beeswax</b> (Curriculum)</p> <p>Presenter(s): Patricia Baldwin Seggebruch</p> <p>The beauty of encaustic is its ability to build on skills related to all mediums. Demo w/hands-on painting and experimenting are the focus. Playtime in wax, ask questions &amp; develop strong sense of possibilities in medium; no one will go away w/out fever for wax!</p> <p><b>2 hours and 45 minutes</b></p>
<p>Sat., 11/12/2011 ALL 5:00 PM to 5:45 PM Room: FLORAL A1</p> <p><b>MASTER ART EDUCATOR: Professional Credentials</b> (Curriculum)</p> <p>Presenter(s): Dr. Linda Kennedy</p> <p>The Master Art Educator prepares and maintains professional documentation of his/her work as an art educator. As a tool for advocacy for the art and as a means of accountability in the profession, art educators should prepare and maintain a professional resume and portfolio.</p> <p><b>45 minutes</b></p>	<p>Sat., 11/12/2011 HS 5:00 PM to 7:45 PM Room: FLORAL A2</p> <p><b>Stuck on Sculpture</b> (Curriculum)</p> <p>Presenter(s): Lizbeth Tencer and Mitzi Prince</p> <p>Tired of the same old same old boring sculpture material? Then try this unlikely approach that your students will really enjoy. In this workshop we will create sculptures using a variety of objects or body parts from clear packing tape.</p> <p><b>2 hours and 45 minutes</b></p>	<p>Sat., 11/12/2011 MS,HS 5:00 PM to 5:45 PM Room: FLORAL B1</p> <p><b>Three Dimensional Pieces for Middle School</b> (Effective Teaching Practices)</p> <p>Presenter(s): Janis McCorkle and Darla Coogler</p> <p>Through examples and instructional materials, we will show works of art done by middle school students which excite and stimulate these students to do pieces which are impressive, instructional and polished while fulfilling the TEKS for the art program.</p> <p><b>45 minutes</b></p>

SATURDAY AFTERNOON

<p>Sat., 11/12/2011 HS/AP,HS 5:00 PM to 5:45 PM Room: FLORAL B2</p> <p><b>Cigar Box Lids as a Muse and Surface</b> (Curriculum)</p> <p>Presenter(s): Richard Williams</p> <p>Experience a wealth of activities that can be applied to surface of the cigar box. Examine how frames are easily built from the decorated boxes to inspire student's works.</p> <p><b>45 minutes</b></p>	<p>Sat., 11/12/2011 HE 5:00 PM to 5:45 PM Room: FLORAL B3</p> <p><b>Trends and Ideas for Development</b> (Enrichment)</p> <p>Presenter(s): Christopher Adejumo</p> <p>Current trends in community art programs in higher education will be examined, and the audience will be engaged in group discussion on how to improve community art programs in higher education.</p> <p><b>45 minutes</b></p>	<p>Sat., 11/12/2011 HS,ALL 5:00 PM to 7:45 PM Room: FLORAL B4</p> <p><b>Light Patterns and Charcoal Portraits</b> (Curriculum)</p> <p>Presenter(s): Amber Forgey</p> <p>Explore innovative ways to cover patterns, negative space, value and form in this simple but compelling approach to portraiture. Come at the beginning to learn the process or stay the whole time to create your own.</p> <p><b>2 hours and 45 minutes</b></p>
<p>Sat., 11/12/2011 MS,HS,HS/AP 5:00 PM to 5:45 PM Room: GARDEN TERRACE</p> <p><b>Concept Attainment II / Developing Literacy in Art</b> (Effective Teaching Practices)</p> <p>Presenter(s): Maria Mogas</p> <p>This presentation provides Picture-Word Inductive Model to reinforce concept attainment in art and build aesthetic language and writing efficiently.</p> <p><b>45 minutes</b></p>	<p>Sat., 11/12/2011 ELEM 5:00 PM to 5:45 PM Room: IVY 1</p> <p><b>Kindergarten Art Book</b> (Curriculum)</p> <p>Presenter(s): Karen Dean</p> <p>A look at an art book for your kinder kids to work on throughout the year. It will take them through art history, art elements and principles. Also, a special section for your mentally and physically challenged kids.</p> <p><b>45 minutes</b></p>	<p>Sat., 11/12/2011 ALL 5:00 PM to 5:45 PM Room: IVY 2</p> <p><b>Glue Monoprint</b> (Curriculum)</p> <p>Presenter(s): Daniel Killian and Christine Killian</p> <p>WOW! Check out what you and your students can do with glue and colored pencils. This method of monoprinting delivers the preciseness of drawing with the techniques of printing.</p> <p><b>45 minutes</b></p>
<p>Sat., 11/12/2011 HS,MS 5:00 PM to 7:45 PM Room: SALON A</p> <p><b>Domino Art</b> (Curriculum)</p> <p>Presenter(s): Darcy Baird, Teresa Ray, and Carol Condos</p> <p>Layer rubber stamps and ink onto dominoes to create unique artwork. Add a pin back or magnet or drill holes to add a necklace cord. "Highly addicting" lesson plan for Art I and materials to make one domino will be provided.</p> <p><b>2 hours and 45 minutes</b></p>	<p>Sat., 11/12/2011 HS/AP 5:00 PM to 5:45 PM Room: SALON B</p> <p><b>Styrofoam Image Technique for All Portfolios.</b> (Curriculum)</p> <p>Presenter(s): Jeannette Genuardi</p> <p>Styrofoam is a great material to use for transferring images in printmaking and for textured template transfers in ceramics. Learn to use this versatile material to allow your students to take an idea from 2D to 3D or just be able to replicate images for a series of work effectively.</p> <p><b>45 minutes</b></p>	<p>Sat., 11/12/2011 ELEM,MS 5:00 PM to 7:45 PM Room: SALON C</p> <p><b>Metal Masks</b> (Curriculum)</p> <p>Presenter(s): Jessica Whiteley</p> <p>We will use metal tooling techniques to create a 3-D metal mask sculpture. This lesson introduces symmetry, metal tooling techniques, and uses aluminum, colored permanent markers, ribbon, and beads. A huge hit amongst my 4th graders.</p> <p>Ticketed Event: Limit 40.</p> <p><b>2 hours and 45 minutes</b></p>
<p>Sat., 11/12/2011 HS,MS 5:00 PM to 6:45 PM Room: SALON D</p> <p><b>Yupo</b> (Curriculum)</p> <p>Presenter(s): Eloiese Krabbenhoft</p> <p>After viewing a sampling of works on yupo and demonstration of some techniques unique to this plastic "paper", participants will experiment with water-soluble markers, wax paper resist and water on a small sample of yupo.</p> <p><b>1 hour and 45 minutes</b></p>	<p>Sat., 11/12/2011 ELEM,ALL 5:00 PM to 6:45 PM Room: SALON E</p> <p><b>Marionette Mania</b> (Effective Teaching Practices)</p> <p>Presenter(s): Brooke Brei</p> <p>Learn a simple process for making puppets that will be challenging and fun for the youngest to the most advanced student. Once done, these puppets have countless applications including cross-curricular activities, advocacy, or teaching.</p> <p><b>1 hour and 45 minutes</b></p>	<p>Sat., 11/12/2011 HE 5:00 PM to 5:45 PM Room: SALON F</p> <p><b>Transitioning into Higher Education</b> (Effective Teaching Practices)</p> <p>Presenter(s): Maria Leake</p> <p>It's one thing to teach a classroom full of elementary or high school art students rather than working with college level students in an online community - or is it? Observations and reflections of a teacher with nineteen years of experience will be shared.</p> <p><b>45 minutes</b></p>

<p>Sat., 11/12/2011 ELEM,ALL 5:00 PM to 5:45 PM Room: SALON G</p> <p><b>Batik Recipe: No Hot Wax, Beautiful Results</b> (Enrichment)</p> <p>Presenter(s): Lauren Kolesar-Eatinger</p> <p>Try out a batik-like, budget-friendly recipe. Your artwork can be enhanced and developed after this technique, or can stand on its own. No hot wax needed: safe for any age with modifications.</p> <p><b>45 minutes</b></p>	<p>Sat., 11/12/2011 HS/AP,HS,MUS 5:00 PM to 5:45 PM Room: SALON H</p> <p><b>Virtual Museum Field Trips: The Google Art Project</b> (Enrichment)</p> <p>Presenter(s): Laura Evans, Jessica Nelson, Heather Nicole Newland, David Preusse, and Mary Nangah</p> <p>How can high school teachers use the Google Art Project, a cutting-edge development to make art more accessible via the internet, as a form of a virtual museum field trip? We will give practical activities and examples for your own classroom/museum.</p> <p><b>45 minutes</b></p>	<p>Sat., 11/12/2011 ALL 5:00 PM to 6:45 PM Room: TRAINING ROOM</p> <p><b>Presentation Technology</b> (Technology)</p> <p>Presenter(s): Matthew Grundler and Tamra Alami</p> <p>Tired of using PowerPoint to introduce a new lesson or concept? Come and find out all the buzz about a new way to present information called Prezi. Get ready to watch and learn as we show you how to use this great instructional tool. Attendees will need laptops, and bring their power supplies.</p> <p><b>1 hour and 45 minutes</b></p>
<p>Sat., 11/12/2011 MUS,STU 5:00 PM to 5:45 PM Room: VIEWFINDERS TERRACE</p> <p><b>Themes, Means, and Thinking Routines</b> (Effective Teaching Practices)</p> <p>Presenter(s): Heather White and Bridget Hoyt</p> <p>Educators from the Museum of Fine Arts, Houston share thinking routines that guide conversations with works of art, as well as new strategies for connecting objects through themes, giving you the means to lead students in exploring works of art.</p> <p><b>45 minutes</b></p>	<p>Sat., 11/12/2011 ELEM,MS 5:00 PM to 5:45 PM Room: VINE 1</p> <p><b>Connecting the Arts: Integrated Art and Music</b> (Curriculum)</p> <p>Presenter(s): Kimberly Buskirk, Vicki Lenio, and Shannon Raygoza</p> <p>This session spotlights the powerful connection made between art and music in an integrated curriculum designed for K-4th grade. Lesson examples, program ideas, and strategies for aligning art, music, and academic TEKS will be presented.</p> <p><b>45 minutes</b></p>	<p>Sat., 11/12/2011 ALL 5:00 PM to 5:45 PM Room: VINE 2</p> <p><b>Art Due to Venice: Lessons from the Sinking City</b> (Curriculum)</p> <p>Presenter(s): Tracey Hall and Mike Hall</p> <p>Elementary and high school teachers share lessons through collaborative discovery of Venetian art with Fund for Teachers Fellowship. From experiential learning; units on carnival mask making, handmade paper marbling, mosaics, and murals are shared</p> <p><b>45 minutes</b></p>
<p>Sat., 11/12/2011 ALL 6:00 PM to 7:45 PM Room: FLORAL A1</p> <p><b>NAEA is Coming to Texas! 2013!</b> (Advocacy)</p> <p>Presenter(s): Elizabeth Willett</p> <p>Join the excitement of hosting the 2013 National Art Education Association's Conference. We need your ideas, resources, energy, and excitement to make this the best conference ever! Come ready to work. We need you.</p> <p><b>1 hour and 45 minutes</b></p>	<p>Sat., 11/12/2011 ELEM,MS 6:00 PM to 7:45 PM Room: FLORAL B1</p> <p><b>A Picture is Worth a Thousand Words (give or take)</b> (Effective Teaching Practices)</p> <p>Presenter(s): Eric Orr</p> <p>Participants will practice various writing techniques designed to help children really look at and learn more about a work of art. We will practice word pix, Haiku, ransom letters, news reports, what happens next, creative writing and much more.</p> <p><b>1 hour and 45 minutes</b></p>	<p>Sat., 11/12/2011 HS/AP,ALL 6:00 PM to 7:45 PM Room: FLORAL B2</p> <p><b>Building a Successful AP Studio Program from A to Z</b> (Curriculum)</p> <p>Presenter(s): William Adkins</p> <p>Presentation of a comprehensive discourse on all AP Studio Art strategies - AP Certification. Preparation and submission of a syllabus to the College Board, Recruiting students, Building your Program, Soliciting administrative support and The making of a successful AP Portfolio.</p> <p><b>1 hour and 45 minutes</b></p>
<p>Sat., 11/12/2011 ELEM 6:00 PM to 6:45 PM Room: FLORAL B3</p> <p><b>The Two Mrs. B's - Surviving the Kinders</b> (Effective Teaching Practices)</p> <p>Presenter(s): Johanna Belwood and Susan Bishara</p> <p>Come learn the projects that helped us survive Kindergarten art. Fast paced activities so you won't lose your most active student's attention. Join in our craziness and learn some new projects to jazz up your youngest students!!!</p> <p><b>45 minutes</b></p>	<p>Sat., 11/12/2011 ALL,HS/AP 6:00 PM to 7:45 PM Room: GARDEN TERRACE</p> <p><b>Ceramic Rose Box and Tiles</b> (Curriculum)</p> <p>Presenter(s): Jeanne Lizama and Catherine Shuler</p> <p>Participants will be taught ceramic decorating techniques using standard baker's tools and ceramic slip to create works of art and design ideas.</p> <p><b>1 hour and 45 minutes</b></p>	<p>Sat., 11/12/2011 ELEM,ALL 6:00 PM to 7:45 PM Room: IVY 1</p> <p><b>Tired of Tie-Dye?</b> (Curriculum)</p> <p>Presenter(s): Arlene Shelton, Sue Brunner, Nancy Henry, and Gloria Andrews</p> <p>A funky fun hands-on workshop! Participants will be guided through techniques to modify colored t-shirts (using stencils, paint brushes, bleach, fabric dye and fabric markers). We will each create a unique t-shirt to wear and to use as an example.</p> <p>Ticketed Event: Limit 45.</p> <p><b>1 hour and 45 minutes</b></p>

<p>Sat., 11/12/2011      HS,MS,CBAE 6:00 PM to 7:45 PM Room: IVY 2</p> <p align="center"><b>Tape Sculptures</b> (Curriculum)</p> <p>Presenter(s): Kelley Mansfield and Adriana Marin</p> <p>Students create life-sized human sculptures by wrapping each other in clear packing tape. See examples of our students' work; get instructions to safely wrap someone with tape; make-and-take a sample body part; and get more group-learning art project ideas.</p> <p align="center"><b>1 hour and 45 minutes</b></p>	<p>Sat., 11/12/2011      HS/AP,HS 6:00 PM to 7:45 PM Room: SALON B</p> <p align="center"><b>Derek Gores Style Collage</b> (Curriculum)</p> <p>Presenter(s): Angela Bartuska</p> <p>Come learn how to transform an ordinary image into a wild composition of typography, color and visual overload! This is the style of Florida based artist Derek Gores who I attended a workshop with - amazing stuff. <a href="http://www.derekgores.com">www.derekgores.com</a> to see his collages.</p> <p align="center"><b>1 hour and 45 minutes</b></p>	<p>Sat., 11/12/2011      HS,HS/AP 6:00 PM to 7:45 PM Room: SALON F</p> <p align="center"><b>The State VASE Scholarship Experience for Teachers</b> (Effective Teaching Practices)</p> <p>Presenter(s): Shannon Raygoza, Ricia Kerber, and Victor Raygoza</p> <p>This hands-on workshop provides an opportunity for high school teachers to engage in a similar experience that students do when participating in the State VASE scholarship workshop. Come prepared to use your technical skills, imagination and creativity.</p> <p align="center"><b>1 hour and 45 minutes</b></p>
<p>Sat., 11/12/2011      ALL 6:00 PM to 7:45 PM Room: SALON G</p> <p align="center"><b>From Paper Boxes to Sculptures</b> (Curriculum)</p> <p>Presenter(s): Letha Guillory</p> <p>We will use folded magazine pages and glue to construct boxes, vases, and bowls. This started as an inexpensive Art I project to teach craftsmanship several years ago and has recently "morphed" into a very creative sculpture project.</p> <p align="center"><b>1 hour and 45 minutes</b></p>	<p>Sat., 11/12/2011      ALL 6:00 PM to 7:45 PM Room: SALON H</p> <p align="center"><b>Glass, Kilns &amp; Creativity in the Classroom</b> (Curriculum)</p> <p>Presenter(s): Gail Stouffer and Stacey Campbell</p> <p>New light portable kilns now allow instructors to teach in multiple classrooms, at multiple schools, or in multiple cities. Attendees will be armed with action plans, checklists, resource guides and more to help them implement an exciting program.</p> <p align="center"><b>1 hour and 45 minutes</b></p>	<p>Sat., 11/12/2011      MUS,ALL 6:00 PM to 6:45 PM Room: VIEWFINDERS TERRACE</p> <p align="center"><b>Welcome to the Dark Side: Museum Education and Curriculum</b> (Curriculum)</p> <p>Presenter(s): Christy Barlow, Mary Jordan, and Adriana Martinez-Mendoza</p> <p>This will be a humorous exploration of the "dark side" of museums that will examine theories and practices surrounding hidden curriculum as applied to the museum as a site of knowledge production and power. Sample activities for educators will be included.</p> <p align="center"><b>45 minutes</b></p>
<p>Sat., 11/12/2011      HS,MS 6:00 PM to 6:45 PM Room: VINE 1</p> <p align="center"><b>Art Club, Art Camp, and Making Money</b> (Enrichment)</p> <p>Presenter(s): Dallas Williams and Chana Jayme</p> <p>We will share best practices on how we have established a successful Art Club. Learn how your club can host and market Art Camps for elementary students, how to fundraise and provide services for the community.</p> <p align="center"><b>45 minutes</b></p>	<p>Sat., 11/12/2011      ELEM,ALL 6:00 PM to 6:45 PM Room: VINE 2</p> <p align="center"><b>Get Published through NAEA's IRG!</b> (Curriculum)</p> <p>Presenter(s): Samantha Melvin</p> <p>Participants are invited to learn the ABC's of being published via the NAEA Instructional Resource Gallery. It has never been easier or more important! Online lesson planning has been set up. It's a great membership tool and you can be p-ART of it!</p> <p align="center"><b>45 minutes</b></p>	<p align="center"><b>2012 Workshop Proposal Form</b></p> <p align="center"><b>Available on the web immediately after conference at <a href="http://www.taea.org">www.taea.org</a></b></p>

**SATURDAY EVENING**



<p>Sun., 11/13/2011 ELEM,ALL 7:00 AM to 8:00 AM Room: IVY 2</p> <p><b>YAM Breakfast</b> (Advocacy)</p> <p>Presenter(s): Alisa Meli and Samantha Melvin</p> <p>Come and join us for breakfast and find out what is happening for Youth Art Month for 2012! We will also present the awards for the 2011 Texas YAM scrapbook.</p> <p><b>1 hour</b></p>	<p>Sun., 11/13/2011 MTG 8:00 AM to 8:45 AM Room: IVY 1</p> <p><b>Area I Meeting</b> (Advocacy)</p> <p>Presenter(s): Robbyne Teel</p> <p>This session is for TAEA Area I Representatives.</p> <p><b>45 minutes</b></p>	<p>Sun., 11/13/2011 MTG 8:00 AM to 8:45 AM Room: SALON A</p> <p><b>Area II Meeting</b> (Advocacy)</p> <p>Presenter(s): Anna Montalvo</p> <p>This session is for TAEA Area II Representatives.</p> <p><b>45 minutes</b></p>
<p>Sun., 11/13/2011 MTG 8:00 AM to 8:45 AM Room: SALON B</p> <p><b>Area III Meeting</b> (Advocacy)</p> <p>Presenter(s): Jody Johnson</p> <p>This session is for TAEA Area III Representatives.</p> <p><b>45 minutes</b></p>	<p>Sun., 11/13/2011 MTG 8:00 AM to 8:45 AM Room: SALON E</p> <p><b>Area IV Meeting</b> (Advocacy)</p> <p>Presenter(s): Mel Basham</p> <p>This session is for TAEA Area IV Representatives.</p> <p><b>45 minutes</b></p>	<p>Sun., 11/13/2011 MTG 8:00 AM to 8:45 AM Room: SALON G</p> <p><b>Area V Meeting</b> (Advocacy)</p> <p>Presenter(s): Norma Jean Moore</p> <p>This session is for TAEA Area V Representatives.</p> <p><b>45 minutes</b></p>
<p>Sun., 11/13/2011 MTG 8:00 AM to 8:45 AM Room: SALON H</p> <p><b>Area VI Meeting</b> (Advocacy)</p> <p>Presenter(s): Lee Ann Jackson</p> <p>This session is for TAEA Area VI Representatives.</p> <p><b>45 minutes</b></p>	<p>Sun., 11/13/2011 ALL 9:00 AM to 11:00 AM Room: SALON D/E</p> <p><b>General Session 3</b> (Enrichment)</p> <p>Presenter(s): Roxanne Swentzell</p> <p>Swentzell's full-length clay figures represent the complete spectrum of the human spirit. She feels that many people are out of touch with their environment and hopes relating to her expressive characters will help them get back in touch with their surroundings and feelings. Her work speaks to people of all cultures.</p> <p><b>2 hours</b></p>	<p>Sun., 11/13/2011 ELEM,MS,HS 11:00 AM to 12:45 PM Room: IVY 1</p> <p><b>String Art Fun: Math in the Art Room</b> (Curriculum)</p> <p>Presenter(s): Cory Burton</p> <p>Participants will create and take away several intricate string art designs using various math skills. Patterns/Techniques ranging from super easy to advanced will be covered. Super Low Cost = sure winner for ANY budget.</p> <p><b>1 hour and 45 minutes</b></p>
<p>Sun., 11/13/2011 ALL 11:00 AM to 12:45 PM Room: SALON A</p> <p><b>Notan Design - A New Twist</b> (Curriculum)</p> <p>Presenter(s): Mel Basham</p> <p>Positive-Negative space activated with color, texture, patterns. Learn a new approach to Notan Design to create instant success for the "I can't draw" students in your classes.</p> <p><b>1 hour and 45 minutes</b></p>	<p>Sun., 11/13/2011 ELEM,ALL 11:00 AM to 11:45 AM Room: SALON B</p> <p><b>The Demise of the Cotton Ball Bunny</b> (Effective Teaching Practices)</p> <p>Presenter(s): Sherry Snowden</p> <p>Art activities that promote creativity and stimulate imaginations in Pre K - 5th grades will be shared. These successful lessons result in original and meaningful artworks for young artists.</p> <p><b>45 minutes</b></p>	<p>Sun., 11/13/2011 ALL 11:00 AM to 11:45 AM Room: SALON C</p> <p><b>How To Be a Magic Basement Monkey</b> (Effective Teaching Practices)</p> <p>Presenter(s): David Sanders</p> <p>Teaching art can feel like being a monkey kept in the basement. Everyone once in awhile kids get sent down to learn some monkey tricks. We teach more than tricks, we teach magic. Make your magic known to teachers, administrators, parents and the community.</p> <p><b>45 minutes</b></p>

<p>Sun., 11/13/2011 ALL 11:00 AM to 11:45 AM Room: SALON F</p> <p><b>Let the Games Begin! Real World Scenarios</b> (Effective Teaching Practices)</p> <p>Presenter(s): Christina Bain and Joana Hyatt</p> <p>Stories are an effective way of learning and communicating knowledge from one generation to the next. Participate in "Real World Scenarios," a game designed to prepare pre-service students for their own classroom.</p> <p><b>45 minutes</b></p>	<p>Sun., 11/13/2011 MS,ELEM,MUS,CBAE 11:00 AM to 11:45 AM Room: SALON G</p> <p><b>Light Painting: Art, Technology and Inquiry</b> (Curriculum)</p> <p>Presenter(s): Ahmad Hernandez</p> <p>What can you do with a dark room, a camera, glowsticks and LEDs? You can write your name with light or create abstract swirls of color. Learn about camera techniques and technology as you make your own light painting. Illuminate your creativity!</p> <p><b>45 minutes</b></p>	<p>Sun., 11/13/2011 HS,MS,HS/AP 12:00 PM to 12:45 PM Room: SALON B</p> <p><b>Classroom Friendly Jewelry Making</b> (Curriculum)</p> <p>Presenter(s): Courtney Werden</p> <p>Classroom Friendly Jewelry Making presents a variety of wearable artworks that use easily acquired, low cost materials and don't require a lot fancy equipment.</p> <p><b>45 minutes</b></p>
<p>Sun., 11/13/2011 ELEM,MUS,CBAE,STU 12:00 PM to 12:45 PM Room: SALON F</p> <p><b>"Learning Through Art" at The Museum of Fine Arts</b> (Curriculum)</p> <p>Presenter(s): LuAnn Turley and Rita Whiteman</p> <p>Use art from the permanent collection at the Museum of Fine Arts, Houston to draw correlations to Math, Science, Social Studies, and English Language Arts in the elementary classroom. A hands-on project, lessons, and MFAH resources will be shared.</p> <p><b>1 hour and 45 minutes</b></p>	<p>Sun., 11/13/2011 MS,ELEM,HS 12:00 PM to 12:45 PM Room: SALON G</p> <p><b>Superheroes and Social Issues</b> (Curriculum)</p> <p>Presenter(s): Tracey Williams</p> <p>Superheroes are a growing phenomenon in our culture. Once a media considered to be subculture, but no longer. Learn how to use superheroes to teach figure drawing and tackle subjects like body image and stereotypes. Plus an adapted lesson for elementary!</p> <p><b>45 minutes</b></p>	<p>Sun., 11/13/2011 MTG 1:00 PM to 2:00 PM Room: PRESIDENTIAL STE</p> <p><b>Officer Induction/Board Meeting</b> (Advocacy)</p> <p>Presenter(s): Sarah Sanders</p> <p>Officer Induction/Board Meeting</p> <p><b>1 hour</b></p>

## NAEA...Coming to TEXAS!

In the spring of 2013, NAEA will have their annual conference in Fort Worth, Texas.



**Mark your calendar for April 18-21, 2013.**  
**More information will come soon.**

# TAEA 2011 Conference Presenters

---

(P) Indicates lead presenter

**Adair, Christy** christy.adair@txkisd.net  
Zentangled Dancing Silhouette (P)

**Adejumo, Christopher** c.ade@austin.utexas.edu  
Trends and Ideas for Development (P)

**Adkins, William** wadkins@dallasisd.org  
Building a Successful AP Studio Program from A to Z (P)

**Akins-Tillett, Future** future.akers@ttu.edu  
Am I Making a Difference? Teaching and Depression  
Make Art, Not Excuses!  
The Road To Junction: Visions of Success

**Alami, Tamra** Tamra.Alami@PISD.edu  
Presentation Technology

**Alexander, Rebecca** rebecca.alexander40@yahoo.com  
ARTicULaTe!

**Anders, Lisa** landers@pasadenaisd.org  
Rome if You Want To... (P)

**Andrews, Gloria** gandrews@aledo.k12.tx.us  
Tired of Tie-Dye?  
Vintage Postcards as Inspiration (P)

**Andrich, Donna** donna.andrich@sbcglobal.net  
"Why Stop Now?" (P)  
Retired Art Educator Meeting (P)

**Arnold, Betty** barnold4@gmail.com  
Assessment (P)

**Ayers, J J** jayers@mckinneyisd.net  
Internet Communication in the Classroom (P)

**Bacak, Leslie** leslie.bacak@kellerisd.net  
Photography & Filmmaking in Elementary Art (P)

**Bain, Christina** bain@unt.edu  
Journey to the Center of Art Education  
Let the Games Begin! Real World Scenarios (P)  
MASTER ART EDUCATOR: Seeks Continuing  
Development (P)  
Sharing Your Ideas: Writing for Art Education

**Baird, Darcy** darcy.baird@boerne-isd.net  
Domino Art (P)

**Baird, Sharon** sbaird@merkel.esc14.net  
Chinese Brush Painting (P)

**Baker, Amanda** abaker@dpisd.org  
Animoto Livens Any Art Classroom (P)  
Delivering Art Instruction to the Digital Generation (P)

**Baldwin Seggebruch, Patricia** pbsartist@aol.com  
Encaustic Mixed Media: Indulging in Beeswax (P)

**Barbee, Amy** abarbee@txculturaltrust.org  
Gutenberg Revisited: How Art Teaches the Next Form of  
Literacy (P)

**Barlow, Christy** christybarlow@my.unt.edu  
Welcome to the Dark Side: Museum Education and  
Curriculum (P)

**Bartuska, Angela** angelartbartuska@katyisd.org  
Derek Gores Style Collage (P)

**Basham, Mel** mbasham@shepherdisd.net  
Area IV Meeting (P)  
MASTER ART EDUCATOR: Creativity for Everyday Life  
(P)  
Notan Design - A New Twist (P)

**Batson, Amanda** amandabatson@hotmail.com  
International Connections through Art Education (P)

**Belwood, Johanna** jrbelwood@sbcglobal.net  
The Two Mrs. B's - Surviving the Kinders (P)

**Bennett, Lynn** lynn.bennett@humble.k12.tx.us  
Dragons, Warriors, and Pandas; Oh My!! (P)

**Beradino, Jennifer** jberadino@mfah.org  
A New Model for Art Integration

**Best, Genifer** geeperstx@yahoo.com  
How 3 Elementary Art Educators use Sketchbooks

**Bevans, Jami** jbevans@csisd.org  
Color Me the Rainbow (P)

**Bierwirth, Kim** mykim617@gmail.com  
How 3 Elementary Art Educators use Sketchbooks

**Bierwirth, Kimberly** mykim617@gmail.com  
Top Ten Art Lessons Redux (P)

**Bigham, Kim** kimbigham@herefordisd.net  
Kaleidoscopes Gone Wild (P)

**Bishara, Susan** susanbishara@charter.net  
The Two Mrs. B's - Surviving the Kinders

**Blythe, Erin** erinblythe75@gmail.com  
AP Art History for At-Risk Students (P)

# TAEA 2011 Conference Presenters

---

(P) Indicates lead presenter

**Bolin, Paul** pebolin@mail.utexas.edu

Confessions of an Art Teacher  
Graduate Art Education Programs in Texas (P)  
Higher Education Division Showcase/Meeting (P)  
Journey to the Center of Art Education  
Sharing Your Ideas: Writing for Art Education (P)

**Booth, Leslie** lbooth@mckinneyisd.net

Cross Curricular (P)

**Bracker, Cindy** claygirl@brackers.com

What Can You Do with Raku? (P)

**Braddock, Sue Anne** sueanne.braddock@hfba.org

Mission Vision 5-O

**Brei, Brooke** brookebrei@gmail.com

I Can Make Whatever I Want? Investigating Choice-B (P)  
Marionette Mania (P)  
What's So Hard with Letting Them Do What They Want (P)

**Brisco, Nicole** nbrisco@pgisd.net

MASTER ART EDUCATOR: Creative Thinking (P)

**Browning, Taylor** taylorashley@mac.com

Cultivating Artistic Abilities in People with Disabilities (P)

**Brubaker, Beth** beth.brubaker@hfba.org

Mission Vision 5-O (P)

**Brunner, Sue** sbrunner@brockisd.net

Tired of Tie-Dye?

**Burke, Susanna** burkesusanna@hotmail.com

Redesigning the Elementary Art Room

**Burton, Cory** cburton@springisd.org

String Art Fun: Math in the Art Room (P)

**Buskirk, Kimberly** kbuskirk@pasadenaisd.org

Connecting the Arts: Integrated Art and Music (P)

**Campbell, Stacey** wireddesigns@sbcglobal.net

Glass, Kilns & Creativity in the Classroom  
Kiln Academy!

**Cantu, Mary** fontmasters@gmail.com

Spare Parts: Reuse Action Project 1 Year Later (P)

**Carey, Kate** kate.carey@mcnayart.org

Building Memories through Active Learning (P)  
Museum Education Division Showcase/Meeting (P)

**Carroll, Scott** jcarroll@dpisd.org

New Tools in Photoshop & Illustrator (P)

**Carter, Linda** l.carter@dickblick.com

Pop Art Clay Portraits (P)

**Cary, Gail** gcary@coppellisd.com

Moore Sculpture for Less

**Casares, Maria** Maria.Casares@springbranchisd.com

Teapots with a Cup of Culture

**Cason, Jaqueline** jcason@bellsouth.net

Portfolios That Earn Scholarship (P)

**Chapman, Sara** schapman04@comcast.net

Gutenberg Revisited: How Art Teaches the Next Form of Literacy

**Check, Ed** ed.check@ttu.edu

Am I Making a Difference? Teaching and Depression (P)  
The Road To Junction: Visions of Success (P)

**Chung, Sheng Kuan** skchung@uh.edu

Art Education in Action on the Street (P)  
Logo Deconstruction and Culture Jamming (P)

**Cigainero, Amy** cigaineroa@hayscisd.net

Fun Around the World Art (P)

**Clark, LaNell** lclark@ccisd.net

The Fabulous 50!

**Coats, Cala** calacoats@yahoo.com

Examining Social Justice through Art Education (P)  
Reconsidering Resistance (P)

**Coleman, Mary** mcoleman@ccisd.net

The Art of Technology

**Condos, Carol** ccondos@gmail.com

Domino Art

**Coogler, Darla** darla.coogler@humble.k12.tx.us

Three Dimensional Pieces for Middle School

**Copeland, Amy** ACopeland@dallasmuseumofart.org

Creative Connections (P)  
Sparks of Inspiration: An Educator Reading Group (P)

**Covin, Rachel** rachelcovin@gmail.com

Redesigning the Elementary Art Room

**Dalessandro, Carole** carole.dalessandro@fc.ecisd.net

How to Get Glass in Your Class (P)

**Daus, Kimberly** kimberly.daus@fwisd.org

Public Art: Creating Partnerships, Developing Programs

# TAEA 2011 Conference Presenters

---

(P) Indicates lead presenter

- Davis, D. Jack** davis@unt.edu  
Mining Your Community for Curriculum Content (P)
- Davis, Jayla** jdavis@johncooper.org  
AP/ Concept to Composition (P)
- Davis, Jill** info@texaspottery.com  
Air-dry Clay - An Alternative to Kiln Firing (P)
- Davis, Julie** J.Davis@dickblick.com  
Monotype Hoopla (P)
- Dean, Karen** kdean@csisd.org  
Kindergarten Art Book (P)
- DeLair, Robert** movingmountain@sbcglobal.net  
Public Art: Creating Partnerships, Developing Programs
- Denney, Candace** cdenney@uplifteducation.org  
Message in a Bottle (P)
- Deskins, Candice** candiceldeskins@katyisd.org  
Making Art Talk Exciting with Video Conferencing
- DiRienzo, Megan** megandirienzo@my.unt.edu  
Stones & Bones Will Build New Bridges (P)
- Dodge, K Erica** kdodge@bryanisd.org  
Gyotaku - Fish Printing (P)
- Doebbler, Maureen "Moe"** moetx@sbcglobal.net  
Make Art, Not Excuses!
- Donovan-Hull, Andrea** adonovan@ccisd.net  
The Art of Technology (P)
- Dooldeniya, Wendy** wdoolden@austinisd.org  
Lo-Fi Photography and Ways Around the Darkroom (P)
- Doyle, Joey** jdoyle@aldine.k12.tx.us  
From Here to There and Back (P)
- Dugat, Amy** adugat@pasadenaisd.org  
Rome if You Want To...
- Elmore, Leena** lelmore@ccisd.net  
The Fabulous 50! (P)
- Evans, Cheryl** kapche@aol.com  
MASTER ART EDUCATOR: A Practicing Artist (P)  
TAEA Executive Council / Council -At-Large Meeting (P)
- Evans, Laura** Laura.Evans@unt.edu  
Virtual Museum Field Trips: The Google Art Project (P)
- Evans-Palmer, Teri** te10@txstate.edu  
Conquering Students "I Can't Draw" Dilemma: Teach (P)  
Graduate Forum on Research in Art Education (P)  
Sharing Your Ideas: Writing for Art Education
- Farmer, Maren** maren.farmer@risd.org  
There's an App for That (P)
- Fine, Pamela** pamm.fine@princeofpeace.org  
Trading Card Workshop (P)
- Fitch, Chrissy** chrissy.fitch@kellerisd.net  
Bookmaking Using Alternative Materials
- Fleetwood, Linda** lindafleetwood@att.net  
MASTER ART EDUCATOR: Relating to Students (P)
- Forbes, Erin** ertforbes@gmail.com  
Making Art Talk Exciting with Video Conferencing (P)
- Forgey, Amber** amberforgey@hotmail.com  
Create a Video Demo Lecture to Share (P)  
Dynamic Yet Simple Glass with Colored Pencil (P)  
Light Patterns and Charcoal Portraits (P)
- Foster, Tamara** mudd\_flower@hotmail.com  
Trashy Art (P)
- Franklin, Allan** allan@franklinrep.com  
Multiple Color Relief Printing  
Screenprinting On Fabric  
Supplementary Techniques For Screenprinting
- Fretz, Lauren** lfretz@mfeh.org  
A New Model for Art Integration (P)
- Fritzke, Mitzi** mfritzke@mckinneyisd.net  
Cross Curricular
- Frye, Beth** bethfrye@herefordisd.net  
Kaleidoscopes Gone Wild
- Garcia, Sandra** sandra.garcia@ideapublicschools.org  
Frame by Frame Animation using PowerPoint
- Gardere, Mary Jo** mjgardere@yahoo.com  
ARTicULaTe! (P)
- Genuardi, Jeannette** jgenuardi@gmail.com  
Styrofoam Image Technique for All Portfolios. (P)
- Gerardy, Bob** robert.gerardy@fwisd.org  
Pushing and Pulling Spaces-Drawing Techniques

# TAEA 2011 Conference Presenters

---

(P) Indicates lead presenter

**Gibson, Lois** www.loisgibson.com  
INSIDE THE STUDIO: Do's and Don'ts of Drawing the Face (P)

**Gilbert, Wendy** wendy.gilbert@ideapublicschools.org  
Frame by Frame Animation using PowerPoint (P)

**Graber, Kermit** kgraber@mcad.edu  
MCAD Presentation/Portfolio Development (P)

**Grafe, Christine** cgrafe@csisd.org  
Tooling Foil Tessellations (P)

**Greene, Suzanne** gooder71@gmail.com  
Altering Digital Photographs (P)

**Greene, Suzy** mary.greene@springbranchisd.com  
MASTER ART EDUCATOR: Actively Engaging the Student (P)

**Gregory, Diane** gregory.diane55@yahoo.com  
Constructivism in the Art Classroom (P)  
IPad2: The Ideal Tech Tool for the Art Classroom (P)

**Grundler, Matthew** matthew.grundler@pisd.edu  
Presentation Technology (P)

**Guadagnoli, Amy** amyg@resourcesforlearning.net  
Gutenberg Revisited: How Art Teaches the Next Form of Literacy

**Guillory, Letha** lguillory@aldine.k12.tx.us  
From Paper Boxes to Sculptures (P)

**Haberman, Jillian** jhaberman@lcisd.org  
The Many Sides of Star Books (P)

**Hall, Craig** craig.hall@gpisd.org  
2012 - The Maya Saw Us Coming!

**Hall, Mike** mhall1@kleinisd.net  
Art Due to Venice: Lessons from the Sinking City

**Hall, Tracey** thall1@kleinisd.net  
Art Due to Venice: Lessons from the Sinking City (P)

**Hamilton, Lisa** lisa.hamilton@santafeuniversity.edu  
Practice Makes Perfect or Does It? (P)

**Hammond, Caroline** chammond@txculturaltrust.org  
Gutenberg Revisited: How Art Teaches the Next Form of Literacy

**Hanson, Kathi** sales@generalpencil.com  
Exciting Pencil Techniques for Mixed Media Art (P)  
Ten Techniques for "WOW" Watercolor Pencil Art (P)

**Harlow, Trina** tdharlow@prosper-isd.net  
Global Inspired Art (P)

**Hartman, Jennifer** hartmanjd@gmail.com  
Mining Your Community for Curriculum Content

**Hasio, Cindy** cindyhasio@my.unt.edu  
2D Storyboards: How to Connect Students with Story (P)  
Animated Paintings in Photoshop (P)  
Mining Your Community for Curriculum Content

**Hays, Nina** nhays@alvinisd.net  
Technology Interest Group Meeting (P)

**Henry, Nancy** nhenry@godleyisd.net  
Tired of Tie-Dye?

**Hernandez, Ahmad** ahmadhernandez2002@yahoo.com  
Light Painting: Art, Technology and Inquiry (P)

**Hierholzer, Mary** mary.hierholzer@fc.ecisd.net  
MASTER ART EDUCATOR: Positive Belief in Students (P)  
TAEA/VASE Juror Training Refresher Course (P)

**Hill, Karie** kariehill@hotmail.com  
Joining Voices for Arts Advocacy (P)

**Hilliard, Kristina** kristinahilliard81@yahoo.com  
Evaluation Studies of Holistic Gallery Teaching (P)  
Holistic Multicultural Curriculum with Yogiños (P)  
Multicultural Objectives within the Museum (P)

**Hofland, Amy** ahofland@crowcollection.org  
Evaluation Studies of Holistic Gallery Teaching  
Holistic Multicultural Curriculum with Yogiños

**Holland, Susan** sholland@austinisd.org  
Quilling or Paper Filigree for any Age (P)

**Hoskings, Kaela** khoskings@artpace.org  
Confessions of an Art Teacher  
Jumpstarting Lessons with Cross-Curricular Centers (P)

**Houdyshell, Angela** angela@houdyshell.com  
Student Division Showcase/Meeting (P)

**Howard, Daryl** www.darylhoward.com  
INSIDE THE STUDIO: Adapting the Traditional Japanese Woodblock Print to the Art Classroom (P)

**Hoyt, Bridget** bhoyt@mfah.org  
21st C. Skills: Ramifications for Museum Learning (P)  
Themes, Means, and Thinking Routines

**Hubbert, Beth** bhubbart@shermanisd.net  
Arts Night Extravaganza (P)

# TAEA 2011 Conference Presenters

---

(P) Indicates lead presenter

**Huff, Mary K.** mary.huff@abileneisd.org  
Surface Treatments (P)

**Huskey, Karrie** karrie.huskey@sfsisd.org  
"Fun-sucker" Dolls

**Hyatt, Joana** joanahtt@gmail.com  
Let the Games Begin! Real World Scenarios  
Redesigning the Elementary Art Room (P)

**Hye, Shelly** shelly.hye@kellerisd.net  
AP Exhibitions - How-To's (P)

**Jackson, Lee Ann** leeann.jackson@cfisd.net  
Area VI Meeting (P)

**Janak, Jennifer** jjanak@neisd.net  
MASTER ART EDUCATOR: Process Taught Through  
Creation of Art (P)

**Jayne, Chana** chanajayne@misdmail.org  
Art Club, Art Camp, and Making Money

**Jebreen, Fahad** jebreen2000@gmail.com  
Places & Spaces: Ideas from Your Local Environment

**Jo, Yea Ri** joy@cfbisd.edu  
Secret Message Foldable Book (P)

**Johnson, Jody** artsmartgal@yahoo.com  
Area III Meeting (P)  
Pushing and Pulling Spaces-Drawing Techniques (P)

**Jordan, Mary** mjscienceart@gmail.com  
Welcome to the Dark Side: Museum Education and  
Curriculum

**Jowers, Sam** rojass@pearlandisd.org  
YAM City Wide Art walk (P)

**Kennedy, Dr. Linda** linda.kennedy@ttu.edu  
MASTER ART EDUCATOR: Professional Credentials (P)

**Kerber, Ricia** rkerber@dpisd.org  
The State VASE Scholarship Experience for Teachers

**Kerr, Camille Gibbons** camille.kerr@kellerisd.net  
Bookmaking Using Alternative Materials (P)

**Kessler, Janece** jbrowneyes@aol.com  
ARTicULaTe!

**Khan, Fahmi** Fahmi.Khan@fortbend.k12.tx.us  
Smooth Sailing to Creativity (P)

**Kiel, Martha** mkkh52@clearwire.net  
Surface Treatments

**Killian, Christine** killianc@whitehouseisd.org  
Glue Monoprint

**Killian, Daniel** daniel.killian@tylerisd.org  
Glue Monoprint (P)

**Kincaid, Holly Bess** HollyBess@AOL.com  
The Fabulous 50!

**King, Jean** kingjean@sbcglobal.net  
Celebrating the Days of the Dead/Dia de los Muerto

**Klay, Karla** kklay@artistboat.org  
Eco-Art - Large Scale Public Works Interpreting Nature (P)

**Kling, Cynthia** ckling@athensisd.net  
Complicated Critters - Mirror Image Drawing (P)  
Jianzhi - Chinese Paper Cutting (P)  
Turning Tessellations (P)

**Kolesar-Eatinger, Lauren** artlauren@hotmail.com  
Batik Recipe: No Hot Wax, Beautiful Results (P)  
How 3 Elementary Art Educators use Sketchbooks (P)

**Krabbenhoft, Eloiese** ek11@txstate.edu  
Yupo (P)

**Kraft, Michelle** michelle.kraft@lcu.edu  
Assessing Art Inclusively (P)  
Texas Higher Education Research Session (P)

**Laird, Dawn** d\_laird@swbell.net  
The Fabulous 50!

**Langdon, Elizabeth** elizabethlangdon@aol.com  
Mining Your Community for Curriculum Content

**Langdon, Liz Beth** elizabethlangdon@aol.com  
Places & Spaces: Ideas from Your Local Environment

**LaRocca, Lauren** llarocca723@gmail.com  
Effective Strategies for AP Art History Teachers (P)

**Leake, Maria** clintmaria@sbcglobal.net  
Creating School-Wide Interdisciplinary Murals (P)  
The Art Educator as Bricoleur (P)  
Transitioning into Higher Education (P)

**Lehman, Judy** judy@btangled.com  
Illumintangles - Illumination & Zentangles  
Let's Twist It With Zentangle® (P)

# TAEA 2011 Conference Presenters

---

(P) Indicates lead presenter

- Lenio, Vicki** vlenio@pasadenaisd.org  
Connecting the Arts: Integrated Art and Music
- Leonard, Michael** michael@spectrumglazes.com  
What Can You Do with Raku?
- Lizama, Jeanne** j\_lizama@hotmail.com  
Ceramic Rose Box and Tiles (P)  
Roses of Clay (P)
- Lloyd, Elizabeth** eelloyd@gmail.com  
Confessions of an Art Teacher (P)  
Jumpstarting Lessons with Cross-Curricular Centers
- Lloyd, Liz** elizabeth.lloyd@mcnayart.org  
Building Memories through Active Learning
- Lowke, Tim** Tim\_Lowke@roundrockisd.org  
MASTER ART EDUCATOR: Effective Classroom Environment (P)  
Power of the Warm-up (P)
- Luckett, Cathy** cathy.luckett@gpisd.org  
2012 - The Maya Saw Us Coming! (P)
- Mansfield, Kelley** delires13@aol.com  
Tape Sculptures (P)
- Maresh Hansen, Joan** jmh5@mac.com  
Archived AP Portfolios (P)  
Creative Juices (P)  
Grantwriting 101 (P)
- Marin, Adriana** atikal@galenaparkisd.com  
Tape Sculptures
- Markello, Carrie** cmarkello@uh.edu  
Exploring Aesthetic Choices (P)  
Make Art, Not Excuses!
- Martin, Angelina** earthangelart@yahoo.com  
Creating an Art History Zine (P)
- Martinez, Adriana** marmen09@gmail.com  
Esta es mi casa: Instructional Resource (P)
- Martinez-Mendoza, Adriana** marmen09@gmail.com  
Welcome to the Dark Side: Museum Education and Curriculum
- Martinez-Mendoza, Rocio** rocio.martinez@mexico.com  
Esta es mi casa: Instructional Resource
- Massie, Denise** denise.massie@kellerisd.net  
Bookmaking Using Alternative Materials
- Mayer, Melinda** mayermm@austin.utexas.edu  
21st C. Skills: Ramifications for Museum Learning  
Journey to the Center of Art Education (P)
- McCorkle, Janis** janis.mccorkle@humble.k12.tx.us  
Middle School Division Showcase/Meeting (P)  
Three Dimensional Pieces for Middle School (P)
- McCoy, Gloria** gloria.mccoy@springbranchisd.com  
TEAM - Directors Meeting (P)  
TEAM - Texas Elementary Art Event (P)
- McElroy, Rena** rena3421@gmail.com  
Confessions of an Art Teacher
- McIntyre, David** makingtires1@yahoo.com  
Mentoring Art Student Teachers...We Need You Now! (P)
- Meli, Alisa** alisa.meli@yahoo.com  
MASTER ART EDUCATOR: Integrating Across the Curriculum (P)  
YAM Breakfast (P)
- Melvin, Samantha** artteaches@hotmail.com  
Elementary Art at CEDFA Summit XII  
Elementary Division Showcase/Meeting (P)  
Get Published through NAEA's IRG! (P)  
MASTER ART EDUCATOR: Establishing Collaboration (P)  
YAM Breakfast
- Minnis, Shelley** shelley.minnis@sanford.com  
50 Techniques for 50 Artful Years (P)
- Mogas, Maria** mariamogas@aol.com  
Concept Attainment II / Developing Literacy in Art (P)
- Molotsky, Deborah** deborah.molotsky@risd.org  
Mall Madness: Through the Eyes of an Artist (P)
- Montalvo, Anna** amontalvo@lubbockisd.org  
Area II Meeting (P)
- Moore, Alicia** amoore@ccisd.net  
High School Division Showcase/Meeting (P)
- Moore, Jacie** jaciemoore@hotmail.com  
Effective Strategies for AP Art History Teachers
- Moore, Norma Jean** njmooresa@aol.com  
Area V Meeting (P)
- Morris, LaRee** laree.morris@ectorcountyisd.org  
Principles and Elements of Design and Creativity (P)
- Morris, Shannon** shannon.morris@kellerisd.net  
Bookmaking Using Alternative Materials

# TAEA 2011 Conference Presenters

---

(P) Indicates lead presenter

**Munger, Kay Arnaud** kmunger@kleinisd.net  
Handmade Artist's Books (P)

**Murphy, Betsy** betsy.murphy@leanderisd.org  
Make Art, Not Excuses! (P)

**Murphy, Kari** kmurphy@dpsid.org  
See the Multi-Color World of Apps for Art (P)

**Nangah, Mary** mary.nangah@gmail.com  
Virtual Museum Field Trips: The Google Art Project

**Nelson, Carolyn** cknelson1@yahoo.com  
The Many Sides of Star Books

**Nelson, Jessica** Jessica.Nelson@me.com  
Virtual Museum Field Trips: The Google Art Project

**Newland, Heather Nicole** Nicole.Newland@unt.edu  
Virtual Museum Field Trips: The Google Art Project

**Nicholas, Debbie** debbie.nichols@txkisd.net  
Zentangled Dancing Silhouette

**Nixon, Jennifer** jennifer.nixon@fwisd.org  
Public Art: Creating Partnerships, Developing Programs

**Oddo, Paula** poddo@alvinisd.net  
50 Nifty Ideas (P)

**Orr, Eric** ericmuddorr@yahoo.com  
A Picture is Worth a Thousand Words (give or take) (P)

**Paratore, Gay** gparatore@verizon.net  
Painting Acrylics with a Sponge (P)  
Watercolor Crayons and Cue Tips (P)

**Patterson, Chris** cpatterson@uplifteducation.org  
Message in a Bottle

**Pauken, Dr. Michelle** michellepauken@sbcglobal.net  
Islamic Art 101: An Introduction for AP Art History Teachers (P)

**Phelps, Jennifer** jphelps@unitednow.com  
2011 Project Guide Demonstration (P)

**Phillips, Julie** julie.phillips@fwisd.org  
Empowering Collagraph Prints (P)  
Haring Inspired "Crack is Whack" Mural (P)

**Pontus, Danielle** dani@danipontus.com  
Response/Evaluation TEKS & 21st Century Skills (P)

**Power, Melanie** Melaniepwr@gmail.com  
Ongoing Book Art Journal for Secondary Reflection

**Prather, Amanda** amandajprather@gmail.com  
"Fun-sucker" Dolls (P)

**Preusse, David** dpreusse@aol.com  
Virtual Museum Field Trips: The Google Art Project

**Prince, Mitzi** imprintz2002@yahoo.com  
Stuck on Sculpture

**Rainey, Patricia** parainey@valornet.com  
3-D Mouse Color Wheel (P)

**Ray, Teresa** teresa.ray@boerne-isd.net  
Domino Art

**Raygoza, Shannon** sraygoza@pasadenaisd.org  
Connecting the Arts: Integrated Art and Music  
The State VASE Scholarship Experience for Teachers (P)

**Raygoza, Victor** vraygoza@pasadenaisd.org  
The State VASE Scholarship Experience for Teachers

**Reeder, Dan** www.gourmetpapermache.com  
General Session 1 (P)  
INSIDE THE STUDIO: Papier Mâché Monster Workshop (P)

**Reedy, Donna** donna.reedy@fortbendisd.com  
Portfolios That Get a 5!!! (Updated) (P)

**Reese, Elizabeth** elizreese@gmail.com  
Evaluation Studies of Holistic Gallery Teaching  
Holistic Multicultural Curriculum with Yogiños

**Reinke, Barb** breinke@crayola.com  
Joining Voices for Arts Advocacy

**Richey, Dashia** djrichey@verizon.net  
Redesigning the Elementary Art Room

**Roath, Elizabeth** eroath@crowcollection.org  
The 1941 Junior League Docent Training at the Met (P)

**Rowan, Treena** tmkrowan68@gmail.com  
Getting Graphic with Values (P)

**Rudecki, Maryanna** mrudecki@ccisd.net  
The Fabulous 50!

**Salinas, Ruben** rsalinas@scad.edu  
Keys to Successful Drawing (P)

**Sanders, David** wdsander@garlandisd.net  
How To Be a Magic Basement Monkey (P)

# TAEA 2011 Conference Presenters

---

(P) Indicates lead presenter

**Sanders, Sarah** sarah.sanders@cfisd.net  
Officer Induction/Board Meeting (P)

**Sandoe, Jeff** ezimmerman@amaco.com  
Clay and Underglaze Masks (P)  
Kids Need Clay - Keeping Your Clay Program Strong

**Schaefer, Rebecca** rebecca.schaefer@pisd.edu  
International Connections through Art Education

**Schulz, Danielle** danielleschulz@hotmail.com  
Cultivating Artistic Abilities in People with Disabilities

**Sears, Adrienne** sears.adrienne@gmail.com  
Ongoing Book Art Journal for Secondary Reflection (P)

**Seay, Judy** jmseay@prosper-isd.net  
Rice Paper Batik (P)

**See, Terri** tsee@dpisd.org  
Animoto Livens Any Art Classroom  
Delivering Art Instruction to the Digital Generation

**Sheets, Linda** bords@ampersandart.com  
Cave Painting to Collage - Fun with Panels! (P)

**Shelton, Arlene** arleneshelton@msn.com  
Tired of Tie-Dye? (P)

**Shuler, Catherine** cathe@ccisd.com  
Ceramic Rose Box and Tiles

**Sievers, Mike** mike@skutt.com  
Kids Need Clay - Keeping Your Clay Program Strong (P)  
Solving the Mysteries of Your Kiln (P)

**Simes, Adrienne** simesa@hayscisd.net  
Fun Around the World Art

**Sims, Deborah** deborah.sims@fwisd.org  
Empowering Collagraph Prints

**Skoglund, Sandy** www.sandyskoglund.com  
General Session 2 (P)

**Slay, Carrie** carrie.slay@txkisd.net  
Zentangled Dancing Silhouette

**Smith, Cassie** cassielynn270@gmail.com  
Nueva Cultura: Art Education and Identity (P)

**Smith, Deanna** desmith@mckinneyisd.net  
Painted Weaving (P)

**Smith, Maria Carmen** mcarmens@smu.edu  
Reconsidering the Purpose of the Museum Visit (P)

**Snowden, Sherry** Snowdens20@hotmail.com  
The Demise of the Cotton Ball Bunny (P)

**Spangler, Pamela** spanglerp@castleberryisd.net  
Simple and Fun Digital Projects (P)

**Speer, Connie** sales@americanceramics.com  
Glass Fusion Magic (P)

**Spohn, Franz** fspohn@edinboro.edu  
Multiple Color Relief Printing (P)  
Screenprinting On Fabric (P)  
Supplementary Techniques For Screenprinting (P)

**Stouffer, Gail** wiredesigns@sbcglobal.net  
Glass, Kilns & Creativity in the Classroom (P)  
Kiln Academy! (P)

**Sullivan, Jessica** jesull33@yahoo.com  
Redesigning the Elementary Art Room

**Swentzell, Roxanne** www.roxanneswentzell.net  
General Session 3 (P)  
INSIDE THE STUDIO: Roxanne Swentzell (P)

**Tadlock, Shawn** tadlocks@pearlandisd.org  
YAM City Wide Art walk

**Teel, Robbyne** rteel@midlandisd.net  
Area I Meeting (P)  
Button Jewelry (P)

**Temple, Kim** Kimltemple@sbcglobal.net  
Tips & Tricks for K-1 (PART II) (P)

**Tencer, Lizbeth** ltencer@gmail.com  
Stuck on Sculpture (P)

**Thomas, Elisabeth** betsy@sidrichardsonmuseum.org  
Go West! American West Printmaking Activity

**Thomas, Samuel** sthomas@mckinneyisd.net  
Contemporary Art in the Secondary Classroom (P)

**Thompson, Jessica** jbsthoms@garlandisd.net  
IB Art Discussion (P)

**Towers, Kathy** towersk@iwacc.org  
Creating Radial Designs (P)

**Trevino, Alissa** agtrevino@pasadenaisd.org  
Chalk Pastel Street Painting - Part 1 (P)  
Chalk Pastel Street Painting - Part 2 (P)  
Fund for Teachers - Grant Writing (P)

# TAEA 2011 Conference Presenters

(P) Indicates lead presenter

**Trudeau, Scott**

www.adobe.com/education/community/k12/leaders/profiles/strudeau.html

Adobe Acrobat Professional: Creating Your First PDF ePortfolio (P)  
Adobe Photoshop & Illustrator: New Ideas, New Tricks... (P)

**Truitt, Janice** janice.truitt@pisd.edu  
Supervisor's Meeting (P)

**Turley, LuAnn** laturley@comcast.net  
"Learning Through Art" at The Museum of Fine Arts (P)

**van Hamersveld, Christina**  
christina.vanhamersveld@risd.org  
Mall Madness: Through the Eyes of an Artist

**Van Rysdam, Cheryl**  
cheryl.vanrysdam@humble.k12.tx.us  
Dragons, Warriors, and Pandas; Oh My!!

**Vangalis, Angela** angie@txlac.org  
Illumintangles - Illumination & Zentangles (P)

**Vargas, Theresa** tvargas@scuc.txed.net  
APAH Themes and Overviews (P)

**Venne, Marilyn** marilynvenne@yahoo.com  
Holy Molas! (P)

**Vogt, Tamara** tvogt@austinisd.org  
Paper Mache Dogs and Cats (P)

**Waddington, Susan** swaddington@parishepiscopal.org  
Celebrating the Days of the Dead/Dia de los Muerto

**Wade, Dana** dana.wade@springbranchisd.com  
Teapots with a Cup of Culture (P)

**Waggoner, Sarah** sarah.waggoner@gpisd.org  
2012 - The Maya Saw Us Coming!

**Walker-Millar, Kathie** kmillar@mcm.edu  
McMagnet 5th Grade Art (P)

**Walkup, Nancy** nwalkup@netzero.net  
Celebrating the Days of the Dead/Dia de los Muerto (P)  
Elementary Art at CEDFA Summit XII (P)  
Get Published! (P)

**Waltz, Debi** debi.waltz@gpisd.org  
MASTER ART EDUCATOR: Establishing High Standards (P)

**Waterman, R. L.** rlwrep@verizon.net  
Painting with Silk Colors...Easy & Fun (P)  
Painting with Watercolor Pencil on Canvas (P)

**Weaver, Shannon** sweaver@coppellisd.com  
Moore Sculpture for Less (P)

**Werden, Courtney** courtneywerden@gmail.com  
Classroom Friendly Jewelry Making (P)

**White, Heather** hwhite@mfah.org  
Themes, Means, and Thinking Routines (P)

**Whiteland, Susan** susan.whiteland@unt.edu  
Grands Sharing Art, Hearts and Spaces (P)

**Whiteley, Jessica** whiteleyj@hotmail.com  
Metal Masks (P)

**Whiteman, Rita**  
"Learning Through Art" at The Museum of Fine Arts

**Wiggins, Janice** lovecurl@sbcglobal.net  
"Why Stop Now?"

**Wild, Beth** beth@cwa-arts.com  
Acrylic Gels Part II (P)  
Basic Acrylic Color Mixing (P)  
Creating Texture in Acrylic (P)  
The Next Steps in Acrylic (P)  
Watersoluble Oils with a Difference (P)

**Willett, Elizabeth** ehwillett@yahoo.com  
NAEA is Coming to Texas! 2013! (P)  
Public Art: Creating Partnerships, Developing Programs (P)

**Williams, Dallas** dallaswilliams@misdmail.org  
Art Club, Art Camp, and Making Money (P)

**Williams, Richard** rwilliam@ccisd.net  
Cigar Box Lids as a Muse and Surface (P)

**Williams, Sharice** swilliams@upliftededucation.org  
Message in a Bottle

**Williams, Tracey** traceywilliams24@gmail.com  
Superheroes and Social Issues (P)

**Wood, Nancy** nancy@pixelpaint.com  
To View a Painting vs. To Walk Through a Painting (P)

**Woodall, Grace** gracewoodall@yahoo.com  
Gesture Photography (P)

**Woods, Marianne** woods\_m@utpb.edu  
START: Seeing Things Artsy in Russia Twice (P)

**Wyndham, Pauline** kshelton@maycocolors.com  
Native American and Blackline Tile (P)

(P) Indicates lead presenter

**Yatko, Deborah** debaroosky@gmail.com  
Places & Spaces: Ideas from Your Local Environment (P)  
Revolution Earth (P)

**Young, Sherry** syoung@shermanisd.net  
Arts Night Extravaganza

**Yount, Katherine** kat@sidrichardsonmuseum.org  
Go West! American West Printmaking Activity (P)

**WATCH YOUR EMAIL  
FOR THE 2011  
CONFERENCE  
EVALUATION!**

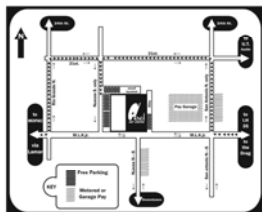


**ASEL ART SUPPLY**

*Celebrating our 60th year in 2011*

★  
**Offering deep discounts for teachers and students**

★  
**10 locations all over Texas**



510 W. MLK Blvd. Austin, TX 78701 (512)477-1762  
www.aselart.com

**Walk-Up Workshops**

Walk-Up Workshops will be offered on Friday and Saturday. These informal sessions will feature short and sweet teaching gems as you move from session-to-session.

Each session will be presented in demonstration format approximately 20 minutes long with possible repeat sessions. Each walk-up workshop will accommodate 12-15 people and be multi-level/all lessons and have examples showing the process at the various stages of development. These workshops will allow for walk-ups at different times during the presentation.

**Continuous Workshops**

**Friday and Saturday**

**Moody Convention Center**

# TAEA EXECUTIVE BOARD

## **Cheryl Evans**

President

125 Cedar Lane  
Seabrook, TX 77586

Phone:281-326-7600      Cell:713-515-1901  
Email: kapche@aol.com

## **Madelene Buzan**

Vice-President Membership

23202 Diamond Knoll Court  
Katy, TX 77494

Phone:281-392-6781      Cell:281-960-4991  
Email: madelenebuzan@katyisd.org

## **Christina Bain**

Secretary

49 Cimarron Drive  
Trophy Club, TX 76262

Phone:817-430-0221      Cell:817-689-5228  
Email: bain@unt.edu

## **Sarah Sanders**

Past President

8314 Creekstone Circle  
Houston, TX 77055-6713

Phone:713-467-2813      Cell:713-828-5444  
Email: sarah.sanders@cfisd.net

## **Joey Doyle**

Vase Director

13515 Pemberwick Park Lane  
Houston, TX 77070

Phone:281-985-6421      Cell:713-253-6454  
Email: jdoyle@aldine.k12.tx.us

## **Linda Fleetwood**

President Elect

8323 Border Knoll Dr  
San Antonio, TX 78240

Phone:210-682-9362      Cell:210-381-6000  
Email: lindafleetwood@att.net

## **Alisa Meli**

Vice-President Youth Art Month

4711 Cedar Crest Drive  
McKinney, TX 75070-7761

Phone:214-356-0388  
Email: alisa.meli@pisd.edu

## **Jackie Brewer**

Treasurer

3812 Valley Oaks Dr.  
Bryan, TX 77802

Phone:979-209-7957      Cell:979-204-5019  
Email: ja1997@bryanisd.org

## **Daphna Lilienstern**

Commercial Exhibits Director

522 Dartmouth Drive  
Tyler, TX 75701-8806

Phone:903-561-8130      Cell:903-372-8675  
Email: daphna9@sbcglobal.net

## **Sara Chapman**

Executive Director

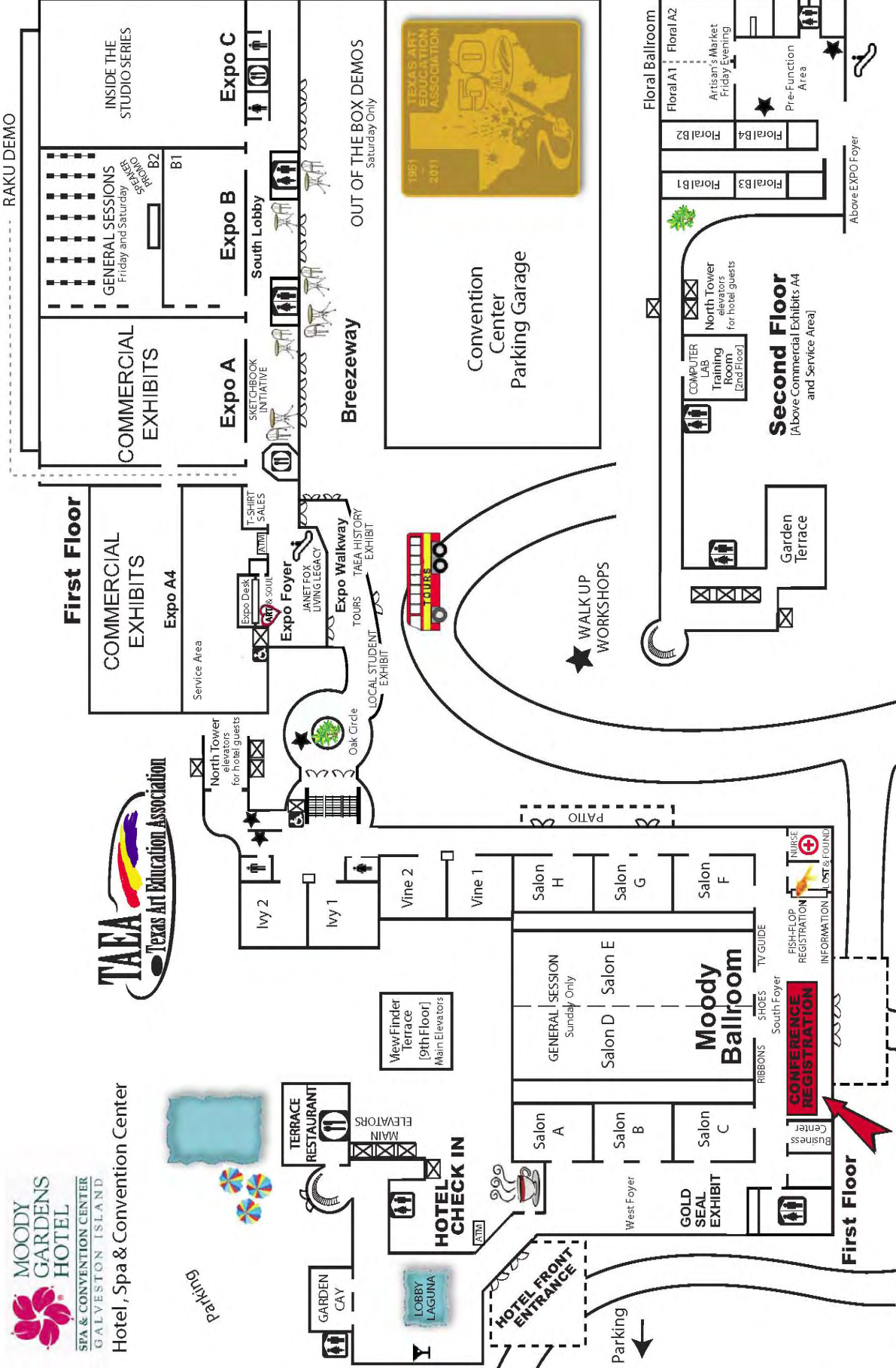
1106 Wildflower Court  
Katy, TX 77494

Phone:281-395-2339      Cell:281-923-8886  
Email: schapman04@comcast.net



## TAEA ON FACEBOOK!

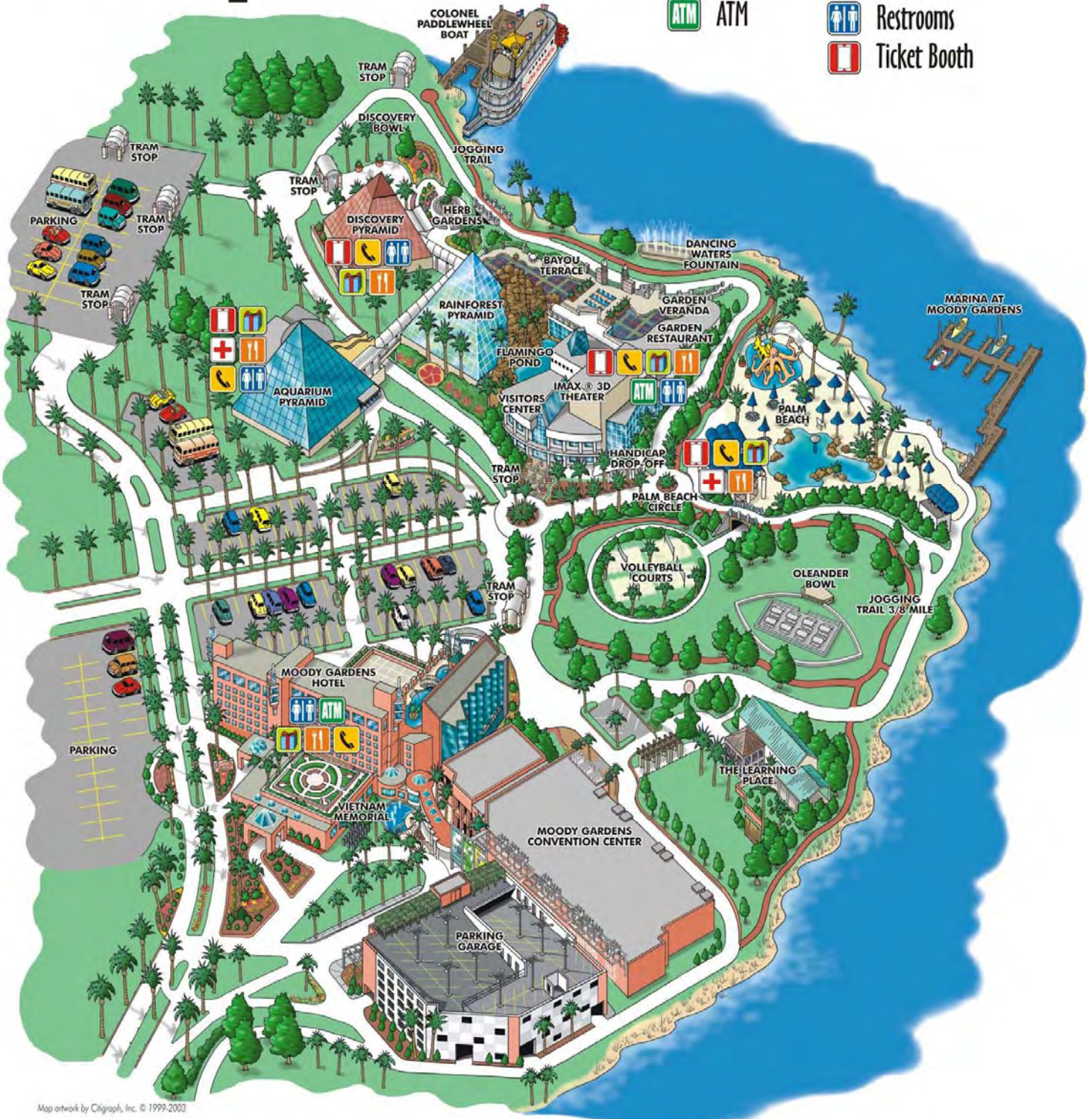
[HTTP://WWW.FACEBOOK.COM/TEXASARTEDUCATIONASSOCIATION](http://www.facebook.com/TexasArtsEducationAssociation)



# Moody Gardens Map

## LEGEND

-  Telephones
-  First Aid
-  ATM
-  Gift Shop
-  Dining
-  Restrooms
-  Ticket Booth



Map artwork by Cligraph, Inc. © 1999-2003



# CERTIFICATE OF ATTENDANCE

AWARDED TO

---

TAEA Annual Conference, November 9-13, 2011, Galveston, Texas

Presented by  
Texas Art Education Association

CPE ID 500358

PDC or CPE hours may be acquired during this conference. It is the responsibility of the attendee to provide their ISD with appropriate documentation.

*Cheryl Evans*

**Cheryl Evans**  
**TAEA President**

*Linda Fleetwood*

**Linda Fleetwood**  
**TAEA President Elect**



# Spectrum Glazes


## Did you know Spectrum Glazes has Sample Packs?

*We select our most popular and vibrant colors in each glaze line or temperature range and offer sample packs of twelve 4oz. jars starting at just \$39.95.*




Sample packs are available in high-fire or low-fire packs and as series exclusive sample packs for all our glaze lines.

### 1100 Series Pack. Cone 4/6 Stoneware Glazes



### 900 Series Pack. Cone 04/06 Low Stone Glazes




All our sample packs (except the 850 Raku Series Glazes) are non-toxic, lead-free, and dinnerware safe.



We look forward to seeing you and our excellent vendors this November in Galveston. (attendees listed below)

### 850 Series Pack. Raku Glazes



Canada:  
94 Fenmar Dr.  
Toronto, ON  
M9L 1M5

U.S.  
PO Box 874  
Lewiston, NY  
14092-0874

PH: (800) 970-1970  
FAX: (416) 747-8310  
WWW.SPECTRUMGLAZES.COM  
info@spectrumglazes.com



# San Antonio 2012

**¡SOMOS EL ARTE!**

*Join the Revolution*

**November 15-18, 2012**

