

TAEA Annual Conference

November 10-14, 2010
Austin, Texas



L&L School-Master Kilns Made for Schools.

Tough.



L&L Kiln's patented hard ceramic element holders protect your kiln.

Simple.



L&L Kiln's Intuitive One-Touch™ control makes a teacher's job easier.

Five-Year
Warranty!

L&L Kilns
hotkilns.com

Visit our new web site for all kinds of great kiln information.
www.hotkilns.com



Kilns Built to Last

505 Sharptown Rd, Swedesboro NJ 08085
Toll Free: 888.683.7472 Fax: 856.294.0070 sales@hotkilns.com

WELCOME

WELCOME



Cheryl Evans
TAEA President
2009 - 2011

Welcome to the creative and exciting City of Austin! On behalf of the Texas Art Education Association Council – At – Large, the Board of Officers, and the Austin Conference Committee, we are excited to welcome you to the Annual TAEA Conference.

The TAEA Conference is the largest and most heavily attended art education conference in the country. Our goal is to stoke your creative fires through the multitude of workshops, tours, art exhibits, studio and museum art crawls, walk-up workshops, commercial exhibits, general sessions, Signature Series sessions, and panel discussions. Never underestimate those “spontaneous workshops and learning opportunities” that happen in elevators and hallways! The Austin committee has done an amazing job of organizing a conference that will leave you energized and professionally enriched.

Plan to leave some time to stroll the wild and weird streets of Austin - take in some live music, share a great meal with fellow art educators, and check out the Austin street artists. Remember that Austin will be wild and very burnt

orange as thousands of UT fans fill the streets with energy and excitement because of the game. The Austin way is to just go with the flow!

Thank you for being an active part of the conference and your continued support of **your** Texas Art Education Association. We know that you will leave the conference feeling inspired and reenergized, and ready to pass that energy on to others!

Creativity is a responsibility to express and pass on.

Cheryl!

“Nurturing the Creative Spirit”



The Austin Conference Committee would like to invite everyone to our wonderful city for the 49th annual TAEA Conference at the Austin Convention Center. We have so many workshops, tours, experience institutes and special events planned that you should be able to keep very busy the entire conference. We have lined up three outstanding keynote speakers, so be sure not to miss any of the General Sessions. Put on your "Wearable Weird" and two-step on over to "Nurture Your Creative Spirit" in Austin this November!

Your 2010 Conference Chairs and Committee,

Kristen Marstaller, Tim Lowke, and Chris Cooper

SPECIAL WORKSHOP PRESENTATION BY KEYNOTE SPEAKER, LOIS GIBSON

Do's and Don'ts of Drawing Faces - The Art of CSI

Throw out your doubts about your ability to draw a face and achieve a likeness. World-noted forensic artist, Lois Gibson will share with you a sure-fire method for drawing the human face. Gibson has shared her method with many "non-artists" who have used the techniques to solve many cases.

Though only 50 participants will be provided with hands-on workshop materials, teachers are invited to bring a sketchbook and a 6B pencil and join in.

Saturday, November 13

5:00pm-6:45pm

Convention Center Ballroom

TAEA 49th Annual Conference

EVENT SCHEDULE

THURSDAY, November 11, 2010

Registration	7:00 AM-1:00 PM	Convention Center
8:00 AM-10:00 AM	TAEA Executive Board	
10:00 AM-4:00 PM	TAEA Council-At-Large	
Registration	3:00 PM-9:00 PM	Convention Center
4:00 PM-7:00 PM	Commercial Exhibits Open	Exhibit Hall
4:00 PM-8:00 PM	Workshops/Presentations	Convention Center
5:00 PM-7:00 PM	Supervisors Meeting	Convention Center

FRIDAY, November 12, 2010

Registration	7:00 AM-7:00 PM	Convention Center
8:00 AM-9:00 AM	Vendor's Showcase	Exhibit Hall
9:00 AM-11:00 AM	Supervisors Meeting	Convention Center
9:00 AM-2:00 PM	Commercial Exhibits Open	Exhibit Hall
8:00 AM-11:45 AM	TAEA/VASE Directors Meeting	Convention Center
9:00 AM-2:00 PM	Workshops/Tours	Convention Center
2:00 PM-4:00 PM	1 st <i>GENERAL SESSION: Sara Hickman</i>	Convention Center
4:00 PM-7:00 PM	Commercial Exhibits Open	Exhibit Hall
4:00 PM-8:45 PM	Workshops/Presentations	Convention Center

SATURDAY, November 13, 2010

Registration	8:00 AM-2:00 PM	Convention Center
9:00 AM-11:00 AM	2 nd <i>GENERAL SESSION: Daryl Howard</i>	Convention Center
11:00 AM-1:45 PM	TAEA/VASE Juror Certification Training	Convention Center
11:00 AM-3:00 PM	Commercial Exhibits Open	Exhibit Hall
11:00 AM-8:00 PM	Workshops/Tours	Convention Center
3:00 PM-4:00 PM	Fellows Business Meeting	Convention Center
3:00 PM-4:45 PM	Division Showcases/Meetings	Convention Center
5:00 PM-5:45 PM	Signature Series	Convention Center

SUNDAY, November 14, 2010

7:00 AM-8:00 AM	Youth Art Month Breakfast/Meeting	Hilton
8:00 AM-8:45 AM	TAEA Area Meetings	Hilton
9:00 AM-11:00 AM	3 rd <i>GENERAL SESSION: Lois Gibson /</i>	
	Fellows Induction	Hilton
11:00 AM-1:00 PM	Workshops	Hilton

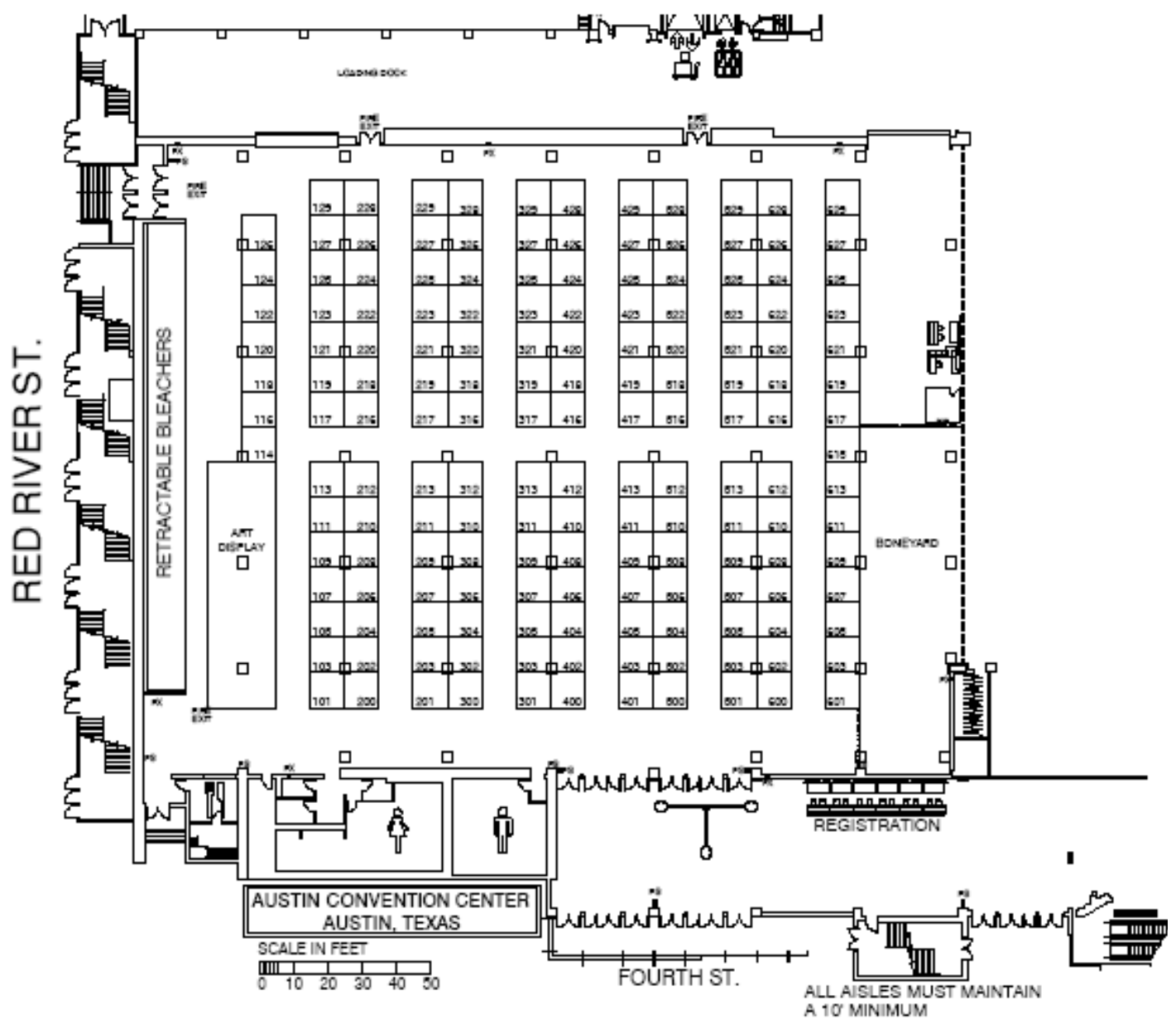
2010 EXHIBITORS

<u>Vendor</u>	<u>Booth</u>	<u>Vendor</u>	<u>Booth</u>
A Franklin & Associates	624	Jerry's Artarama	321/323/418/420
Abbeville Press	504	L & L Kiln Mfg. Co.	300
Activa Products	307	Mayco	510/512
AMACO/brent	602/604	Minneapolis College of Art and Design	424
American Ceramic & Glass Supply Co.	509/511/513	Mittlermade-Art by Lisa Mittler	309
Ampersand Art Supply	524	Nasco	502
Armadillo Clay & Supplies	401	National Art Honor Society	120
Art & Soul	124	Natural Fibers, LLC	212
Art Image Publications	616	Original Works	500
Art To Remember	201	Pacon Corporation	410
Artful Illusions	219-221	Paragon Industries	612
Asel Art Supply	516/518	PMC Connections	210
Awards – TAEA	116	Porch School & Art Supply	617/416
Back to Back Fiber Products	523	Pro Panel	117
Beauti Control-Spa Escape	618	Put-in-Cups	525,529
Blick Art Materials	301	Ringling College of Art and Design	425
Bracker's Good Earth Clays	304	Royal Brush Mfg.	517
Cameo Blessings/Auspen Treasures	417	Sanford/Prismacolor	626
Canson, Inc.	503	Sargent Art	203/205
Carpenter-Wild and Associates	520/522	Savannah College of Art and Design	526
Ceramic Store of Houston	217	School Specialty–SAX Arts & Crafts	603/605
Close to Earth	213	Shimpo Ceramics	316/318
Colart Americas	419/421/323	Silent Auction	101-109
College for Creative Studies	622	Silver Graphics Studio	303
Co-op Art Store	623	Skutt Kilns	403
Crayola, LLC	505/507	Spectrum Glass Company	606
Cress Mfg. Co.	216	Spectrum Glazes	302
Crizmac Art & Cultural Educational Materials	620	Square 1 Art	402/404
Crystal Productions	501/600	Stained Glass of McKinney	608/610
Daryl Howard – Artist	519	Strathmore Artist Papers	625
Davis Publications	406/408	Texas A&M – Commerce	619
Denton Art Girls	200	Texas Art Supply	627/629
Design Originals	628	Texas Pottery Supply & Clay Co.	113
Dixon-Ticonderoga	506/508	Texas Tech University	418
Dry Creek Pottery	601	Texas Treasures	202
Electronic Gallery	122	The Clay Lady	211
FIDM/Fashion Institute of Design and Merchandising	218	Triarco Art & Crafts	405/407
Flourish Company	310/312	Trinity Ceramic Supply	207/209
General Pencil Company	412	United Art and Education	311/313
Glue Art and Paper Studio	528	University of North Texas	319
Handy Art	609	Usborne Books	204
Hollander Fusing Center	306	University of Texas - Permian Basin	320
i Love to Create – a Duncan Enterprises Co.	512	VASE	114
Jack Richeson & Co.	409/411/413	WATERMAN MARKETING	607/617
		Weber Group	206/208
		White Wabbit Resources	308
		World of Domani	429
		Youth Art Month	118

EXHIBIT HALL

FLOOR PLAN

Austin Convention Center Exhibit Hall





“Wearable Weird” is our on-site scholarship silent auction theme for 2010. Bidding will begin no later than 4pm on Friday and will close at 3pm on Saturday. All bids will start at \$3, \$5, or \$10 unless value is significant and should start higher. Winners may pay for and pick up their items on Saturday between 4-6pm at the auction pick-up station.

Drop off your pieces at the “Wearable Weird” booth in the Exhibit Hall. Jewelry/other small items should be attached to a proper backing at least 6” square; clothing that needs to hang should be on a hanger; items that go together (pairs sets) should be attached together in some fashion; if you bring a display aid (foam head, jewelry stand, etc.), label it with your contact info and pick it up at the end of the auction. Any display aids left after the Sunday General Session become property of TAEA. If you feel the value of your donation is significant, please let the volunteer know at check-in so that proper security measures will be taken.

In addition to our annual on-site silent auction, the Austin conference committee is introducing a brand new, off-site, silent auction that will also benefit our TAEA scholarship fund: “Minumental Artworks”, a 5x5x5” auction held at Clay Under Fire Studio, part of the Bolm Road Studios/EAST Austin Tour, an Experience Institute. Conference goers may view and bid on these items during this tour, or visit the studio on their own for bidding. Directions to the studio will be available at the “Wearable Weird” auction booth. For those donating a 3-D piece that falls within the “Minumental Artworks” size guidelines, pieces can be dropped off at the “Wearable Weird” booth in the Exhibit Hall.

Wearable Weird Art Contest and Procession

Join the Wearable Weird Art Contest and Procession at the first general session of the 2010 TAEA Conference in Austin: Keep Art Weird! Participants (or teams of participants) need to arrive early to the general session to sign in, receive a number and line up to parade. TAEA members attending the session will vote to determine winners in the categories of Weirdest, Most Wearable, Most Artistic! Winners will be announced and honored with prizes at the second general session.

FIRST GENERAL SESSION

Friday 2:00 – 4:00 PM

1ST GEN. SESSION



Sara Hickman

Sara Hickman does not like brussels sprouts, but is diligently trying to change her opinion to start a revolution that will change everything.

In 1989, she began recording and touring, and has released both adult and children's music on major/indie labels. In May 2010, following in the footsteps of Willie Nelson, she will become the Official State Musician of Texas. Since 1996, Sara has released CDs through SLEEVELESS, her independent label, where she oversees marketing, distribution, licensing and produces each CD. She co-owns Stingray, a design company that creates CD packaging, posters, and book jacket designs. From the sales of NEWBORN, Sara donated over \$50,000 to charities, including Hill Country Youth Ranch near Kerrville, TX. Her children's CD, BIG KID, heralded an eight month #1 single, "Radiation Man", on XM Kids radio. In 2007, Sara founded SUPER PAL UNIVERSE, a teen band that created "pop driven activism", helping kids learn about the environment and community service through music.

Sara's twice been on NBC's "Tonight Show", hosted her own VH-1 special, produced a video (winning first place in the USA Film Festival), been National Ambassador for Half Price Books, and raised hundreds of thousands of dollars for charities. She's performed internationally, at festivals, in Carnegie Hall, with symphonies and for house concerts.

During 2010, Sara will be releasing two new adult CDs; a family CD with music, poetry and ideas on how families can be creative together, and an animated DVD of her children's songs. She has two daughters, a husband, a dog and a 197 score in bowling.

Awards Program

Join in celebrating our award winning honorees as TAEA introduces its 2010 selections at the First General Session. Come honor your colleagues and applaud their accomplishment!

2010 AWARD WINNERS

Texas Art Educator of the Year for 2010

Suzanne Greene

Elementary Division Art Educator

Nancy Walkup

Middle/Junior High Division Art Educator

Cecelia Pichini

High School Division Art Educator

Trish Klelow

Higher Education Division Art Educator

Rina Kundu

Museum Division Art Educator

Melinda Mayer

Supervision/Administration Educator

Fran Bolte

NAHS/NJAHS Sponsor

Gloria Velazquez Andrews

Principal of the Year

Karen Bessette (Randolph Field ISD)

Friends of Art Education

Beth Dulle (Imagination Celebration), Cindy Breeding (Denton Record Chronicle), Dr. Shirley Hammond (George Bush Library), Brenda Hoffman (Freeman Decorating), Dr. Gene Mittler (Retired University Professor, Art In Focus author), Edward and Betty Marcus Foundation (Melinda Whatley, Board Chair)

SECOND GENERAL SESSION

Saturday 9:00 -11:00 AM



Daryl Howard

After receiving her BFA from Sam Houston State University, Daryl lived and taught art at an overseas school in Tokyo in the 1970s. During this time Howard was introduced to a private collection of 18th and 19th century Ukiyo-e woodcuts. Feeling an immediate connection to the works of art and wanting to learn more about the woodblock print making process, Daryl embarked on an apprenticeship with master print maker Hodaka Yoshida. By the time she left Japan, Howard had become proficient in the medium, well on her way to perfecting the painstaking demands of carving and printing. Immediately returning to graduate school in 1976 at the University of Texas at Austin, she began her experience with a second medium, mixed media collage.

The technique of woodblock printmaking is part of my soul. After over thirty years of sketching, carving and printing, I am still as excited as I was when I pulled my first print with Hodaka Yoshida in Tokyo. The textural thread within my collage work leads from one image to the next. There is something magical about using the elements of the planet: gold, silver, copper, gemstones and pigments made from soils. These processes have become the way of expressing my world. It involves seeing images through a series of shapes, arranged and colored to represent the essence ... the magic... that I experience.

Woodblock Printmaking

The technique of woodblock printmaking dates back to the 2nd century B.C. in China. Japan has enjoyed a long tradition of woodblock printmaking, with woodcuts first appearing in 1770 A.D. Ms. Howard's technique of woodblock printing is exclusively the traditional Japanese method which she studied in Tokyo, Japan under Master Hodaka Yoshida. A carved woodblock is created for each color in the print. Watercolor and rice paste are applied with a Japanese brush to the wood. A dampened piece of handmade mulberry "Kizuki" paper is placed on the block and pressed, transferring the color to the paper. Two sides of each piece of paper are exactly cut at right angles for the registration of the paper to the woodblock. The precise hand-registration of the paper to each block must be repeated many times throughout the creation of one print. Daryl's signature of 22K gold, silver, or copper leaf is applied last as embellishment to the print. Each print is released in limited editions of 50.

Mixed Media Collage

Daryl begins each collage by creating a metallic leafed board (or boards) for the background. The entire surface of the board is covered with 22K gold, sterling silver, or copper leaf. Cut and torn papers are used to create shapes within the piece and textured areas are created from earth pigments and applied gemstones. Highlighted areas within the piece are created with overlays of metallic leaf. Recent work reflects a return to her beginnings by utilizing segments of antique Japanese woodblock prints and kimono fabrics within her collage. Daryl's collage process is evolutionary – each piece builds and layers into the next.

THIRD GENERAL SESSION

Sunday 9:00 - 11:00 AM



Lois Gibson

Lois Gibson is recorded in the Guinness Book of Records as The World's Most Successful Forensic Artist. Since beginning her career in 1982, her sketches have helped law enforcement bring in over 1,188 criminals. She is a graduate of the University of Texas at Austin with a Bachelor of Fine Arts *With Honors* and the FBI Academy Forensic Artist Course. She now teaches this profession at Northwestern University. She completed the textbook for her profession titled ***Forensic Art Essentials*** released by Elsevier Academic Press December 2007. Her recently published true-crime book ***Faces of Evil*** which profiles some of her most fascinating cases was co-authored with renowned writer Deanie Francis Mills. Both books are available in book stores and on line. Her recent sketch of an unidentified murdered baby girl called "Baby Grace" prompted Riley Ann Sawyers' grandmother to identify her for the Galveston authorities resulting in the apprehension of her murderers. In 1990, Gibson sketched an accurate likeness of Dennis Bradford, recently arrested in the assault/attempted murder of Jennifer Shuett in Dickinson Texas 19 years ago.

Lois has been profiled in and on:

ABC's *20/20*, *Dateline NBC*, *People Magazine*, *The CBS Early Show*, *CNN*, *Larry King Show*, *Good Morning America* Fox News, *Reader's Digest*, *Oprah's Magazine*, *O*, *Unsolved Mysteries*, *CNN's Paula Zahn Now*, *RELENTLESS* on the Oxygen Channel, *Discovery Channel*, *Newsweek Magazine*, *Houston Chronicle*, *London Daily Telegraph*, and many more.

Distinguished Fellows

The 2010 TAEA Distinguished Fellows are:

Joey Doyle, Sarah Sanders and Fred Woody

Congratulations to these deserving individuals.

FRIDAY, NOVEMBER 12

6:00 pm—8:00 pm - \$10.00

Austin Art Crawl 2010



Join your fellow art educators on **Friday, November 12** from **6-8pm** for a visual feast during **Austin Art Crawl 2010!** For **\$10** you will be taken between three of the city's museums for exhibitions, shopping, a scavenger hunt and a progressive art-making project. Selections include:

- ◆ **Austin Museum of Art (www.amoa.org)**
Exhibitions with tours plus gift shop; progressive art making; Highlighted Exhibition will be From Process to Print: *Graphic Works by Romare Bearden*. AMOA is offering a 10% discount in the Museum Store to "crawlers" on Friday night!
- ◆ **Blanton Museum of Art (www.blantonmuseum.org)**
Exhibitions with tours plus gift shop; jewelry designer will be on-hand for special event and discount of art jewelry plus other items; progressive art making space on the loggia; scavenger hunt in the galleries. Highlighted Exhibition will be *Turner to Monet*.
- ◆ **Nurturing Their Creative Spirit; The 2010 Conference Committee Art Show at The Hideout**
- ◆ **Mexic-Arte Museum (www.mexic-artmuseum.org)**
Exhibitions with tours plus gift shop; progressive art making; Highlighted Exhibition will be *Promises of Independence and Revolution: Artists Interpreting Mexico*.
- ◆ **Art House at Jones Center (www.arthousetexas.org)**
Exclusive access to rooftop lounge for TAEA conference participants (must have badge); progressive art making; Highlighted Exhibition will be Jason Middlebrook: More Art about Buildings and Food.

SHUTTLE SERVICE – AUSTIN ART CRAWL 2010

There will be shuttle service running between the hours of 5:30pm and 9:00pm.

TOURS

Tours - FRIDAY, November 12th

8:00am-9:00am – Lady Bird Lake Fitness Walk:

Start your day with a brisk 3.5 mile walk around Austin's beautiful Lady Bird Lake. Jog on ahead if you like! It's a loop so you can't get lost. **There is no cost for participation; however, you must pre-register to attend.**

9:30am-1:00pm – Bob Bullock Texas State History Museum – Limit 45 – Cost \$15.00:

You will be led by a docent through three floors of exhibits under three themes as big as Texas history: Land, Identity and Opportunity. You will then be able to visit the museum store and/or eat at the café. The exhibits at The Bob Bullock Texas State History Museum will surround you with the sights, sounds and (sometimes) smells of Texas history.

9:30am-11:30am – Harry Ransom Center – Limit 30 – \$10.00:

Take a docent-led tour of the galleries at the Harry Ransom Center, an internationally renowned humanities research library and museum. The current exhibition is entitled *Discovering the Language of Photography: The Gernsheim Collection*. This exhibition is made up of two complementary and interweaving narratives—the history of photography as told through the collection's imagery, and the history of the collection's formation and methodology. The Gernsheims assembled a peerless collection, most predominantly in the area of nineteenth-century British photography, and many highlights will be on display alongside works by unknown or lesser-known artists who used various means to improve or to exploit the relatively new invention of photography. The exhibition will highlight key moments in the history of photography, important technological and ideological shifts in the act of picture making, and narratives that served the Gernsheims as key points of collecting.

9:30am-11:30am – George Washington Carver Museum – Limit 45 – \$10.00:

You will be led by a docent through the current exhibits. The galleries feature a core exhibit on Juneteenth, a permanent exhibit on Austin African-American families, an Artist's Gallery, and a children's exhibit on African-American scientists and inventors.

9:30am-11:30pm – Sharon Smith Folk Art

House – Limit 20 – \$10.00: Sharon Smith, renowned folk artist and true Austin icon, will show us through her home studio which is full of ceramics and hundreds of altars on all of the walls, cabinets, closets, ceiling, etc. etc. etc. "Sharon Smith sees a direct connection between her spirituality and the altars she builds for gallery exhibits. While she was raised in a non-religious home and is not a member of any religious community, she understands her shrines as spiritual explorations of pain, guilt, joy, and laughter. Through her shrines she seeks to break down the common cultural boundaries between art, institutional religion, and individual spirituality. For her, sculpture and altar, kitsch and art, seriousness and frivolity, personal story and collective myth all blend together. Smith seeks to shock the viewer and create conversation. Presenting her own experience is more important than any type of pious communication with the celestial sphere, but her shrine building raises the personal to a higher, more meaningful, level."

9:30am-12:30pm – Eastside Print Galleries: Flatbed and Slugfest – Limit 40 – \$10.00:

You will be guided through each of these galleries:

Flatbed – founded in 1989 by Katherine Brimberry and Mark L. Smith—is located in Flatbed World Headquarters, an 18,000 sq. ft. warehouse redeveloped in 1999 as a community of creative professionals. Visitors have compared the aesthetics of the space to New York City's Chelsea-district warehouse galleries.

Slugfest Printmaking Workshop – a collaborative workshop producing museum quality limited editions of original prints by both established and emerging artists. The workshop is also open to artists who wish to create or edition prints independently or with the assistance of Slugfest's printers. You will see a variety of printing methods such as lithography, relief printing, monotype, collograph, book arts and letterpress.

9:30am-12:45pm – Women and Their Work and dberman gallery – Limit 30 – \$10.00: Women & Their Work is a visual and performing art organization located in Central Austin that serves as a catalyst for contemporary art created by women living and working in Texas and beyond.

Virginia Yount is a painter with an interest in environmental issues. She paints piles of things that look like unsorted household items at a Goodwill. She also paints magically lit landscapes often with some irony. Recycling, abundance and pristine or pure nature are all themes in her work. Her exhibit will be held over for a docent-led tour for the TAEA Conference, and we may be treated to meeting the Artist in person. We will then walk to the dberman gallery where we will explore this small gallery on our own, following Women and Their Work. It specializes in contemporary American painting, sculpture, and photography. Located in the 1930 Chapline Building, dberman gallery is a contemporary urban exhibition space that preserves the Commercial Deco feel of the historic building.

10:30am-12:30pm – Harry Ransom Center – Limit 30 – \$10.00: Repeat of the tour described above.

10:30am-1:15pm – Elisabet Ney Museum and Lunch – Limit 30 – \$10.00 (plus lunch cost): The Museum is the former studio and portrait collection created by nineteenth-century sculptor Elisabet Ney. Venerated as one of the oldest museums in Texas, the Elisabet Ney Museum offers visitors a lovingly preserved glimpse into early Texas history and into the life of a creative and spirited woman who lived life passionately in her own inimitable way. We will go on a docent-led tour of the museum, and then head to lunch in Hyde Park.

Lunch in Hyde Park – Lots of great choices for lunch on your own in this wonderful Austin neighborhood, such as Hyde Park Bar & Grill, Dolce Vita, Julio's, Quack's Bakery, Fresh Plus Grocery Store Deli, Asti Trattoria, and Mothers Vegetarian Café.

10:30am-1:30pm – Austin Film Society – Limit 50 – \$10.00: We will go on a guided tour of the Austin Film Society, which founded Austin Studios in 2000 through a partnership with the City of Austin. Austin Studios features a 10,000 square foot production office and over 100,000 square feet of production space in five former airplane hangars. Recent improvements totaling \$6 million to the facility include the largest cyclorama wall in Texas at 87 feet in length and two fully soundproofed production stages.

11:00am-1:30pm – Laguna Gloria (Austin Museum of Art) – Limit 30 – \$10.00 (plus lunch cost – see below): We will go on a docent-led tour of this beautiful facility, and then enjoy a wonderful box lunch from Jason's Deli. As the Museum's original home, AMOA-Laguna Gloria is a monument to a long-standing commitment to the community—offering a unique experience of history, art, and nature. We will tour the recently restored 1916 Italianate-style villa that was the home of Texas legend Clara Driscoll. Outside we will stroll the lush 12-acre grounds overlooking Lake Austin and enjoy sculpture and the revitalized historic gardens.

Turn in your box lunch order to leslie@vieuau.net. Let her know your choice of ham, roast beef, turkey or veggie. Box lunch cost is \$9.00 payable at time of tour.

11:30am-1:30pm – Lance Letscher – Limit 25 – \$10.00: An established American artist with a growing international reputation, Lance Letscher transforms found paper into works of art that are mysteriously evocative, often playful, and graphically beautiful. Letscher precisely cuts and recombines scraps of old books and letters, children's school exercises, recipes, album covers, and other ephemera into motifs that suggest forms abstract and representational. In these collages, which vary from small works on paper to elaborate constructions as large as nine by fourteen feet, Letscher emerges as a skilled colorist and abstractionist who allows blocks of color and fragments of phrases to open up intriguing avenues of memory and association. He and his wife will lead us on a tour of his studio, followed by coffee and snacks. We will be able to purchase signed copies of his new book:

"In this picture book for children of all ages, artist Lance Letscher tells a beguiling story of a boy who sets out to build the perfect machine and makes a surprising discovery. Letscher illustrates the story through collages that are themselves composed of pieces of other stories—children's storybooks, old school books and exercises, and boxes that once held games. These intriguing collages, with their many layers of detail, encourage us to ponder where creative ideas come from.

An appealing way to introduce children to fine art, The Perfect Machine represents a new direction in Letscher's work, in which fragments of phrases in his collages summon up memories and associations without being specifically narrative. Combining images with a story for the first time, Letscher has created a delightful, thought-provoking book that adults and children alike will enjoy."

11:30am-1:30pm – Casa Neverlandia – Limit 25 – \$20.00: Imagine for a minute if Peter Pan were an architect and Dr. Seuss were an interior designer and artist and they designed a home together - this is how I believe their home would look! This amazingly colorful 3 story chalet has secret little discoveries tucked into every nook and cranny - imagine gnomes and fairies peering right out of a tree trunk - every inch of the home and yard has been turned into a work of art. What child at heart would ever use modern day conveniences when you can get down stairs via a fire pole, or talk via talk tubes, get to another balcony via a footbridge and what child would not want a 4 story look-out tower? The amazing thing about this home is that it is completely green. It was purchased for \$13,000 in 1979 as a small one story 1917 bungalow. Over the years the house has evolved from used building materials saved from brick and steel yards and reuse stores. The use of breezeways is important because the house has no AC or heating. To further the green commitment there are 16 solar panels. Rainwater barrels and water from the washer and bathtub funnel to plants out back. We will tour the Casa with one or both of the owner/creators, and then enjoy light refreshments.

11:30am-1:30pm – Blue Genie – Limit 30 – \$10.00: Blue Genie was formed in Austin by Rory Skagen, Dana Younger, and Kevin Collins in 1999. The company was a merger of two separate companies; *Skagen Art*, owned by Rory Skagen, and *Black Mountain Art*, owned by Dana

Younger and Kevin Collins. Initially, Skagen Art focused on murals and large scale styrofoam sculpture. Black Mountain Art had a line of art products with a heavy focus on mold making and props for theater and print ads. After their initial meeting in 1997, both companies began to rely on each other — until it was agreed upon that a partnership was inevitable. Blue Genie Art specializes in custom artwork for home and business, as well as museums and government institutions. The award-winning design and creation sets Blue Genie apart from other commercial art enterprises. We will be led on a tour of the facility where several of the installations are on display or in progress.

6:00pm-8:00pm – Austin Art Crawl – \$10.00: Join your fellow art educators on Friday, November 12 from 6-8pm for a visual feast during Austin Art Crawl 2010! For \$10 you will be taken between three of the city's museums for exhibitions, shopping, a scavenger hunt and a progressive art-making project.

Selections include: Austin Museum of Art; Blanton Museum of Art; Nurturing Their Creative Spirit: The 2010 Conference Committee Art Show; Mexic-Arte Museum.

Shuttle service will be provided between 5:30pm and 9:00pm. Check your conference program for details.

Tours - SATURDAY, November 13

7:00am-8:00am – Lady Bird Lake Fitness Walk: Start your day with a brisk 3.5 mile walk around Austin's beautiful Lady Bird Lake. Jog on ahead if you like! It's a loop so you can't get lost. **There is no cost for participation; however, you must pre-register to attend.**

11:15am-1:00pm – Austin Museum of Art – Limit 45 – \$10.00: Reflecting the unconventional spirit of Austin, AMOA-Downtown offers informative and informal art experiences oriented towards the interests of a broad general audience. The welcoming and centrally located galleries serve as the Museum's primary exhibition site and present continually changing exhibitions and education programs that showcase an array of twentieth-century and contemporary art. The AMOA Museum Store offers a wide range of art-inspired gifts, jewelry, books, and toys. We will be led by a docent through the current exhibits, and have time to browse in the Museum Store.

11:15am-1:00pm – Casa Neverlandia – Limit 25 – \$20.00: Tour from Friday is repeated.

11:15am-1:00pm – Lance Letscher – Limit 25 – \$10.00: Tour from Friday is repeated.

12:30pm-2:30pm – George Washington Carver Museum – Limit 45 – \$10.00: Friday's Docent-led tour will be repeated.

12:30pm-2:30pm – Austin Museum of Art – Limit 40 – \$10.00: Tour from earlier Saturday is repeated.

12:30pm-3:30pm – Bob Bullock Texas State History Museum – Limit 45 – Cost \$10.00: You will be on your own to explore the museum described in Friday's tour.

12:30pm-3:30pm – Eastside Print Galleries: Flatbed and Slugfest – Limit 45 – \$10.00: You will be guided through each of these galleries as described in Friday's tour.

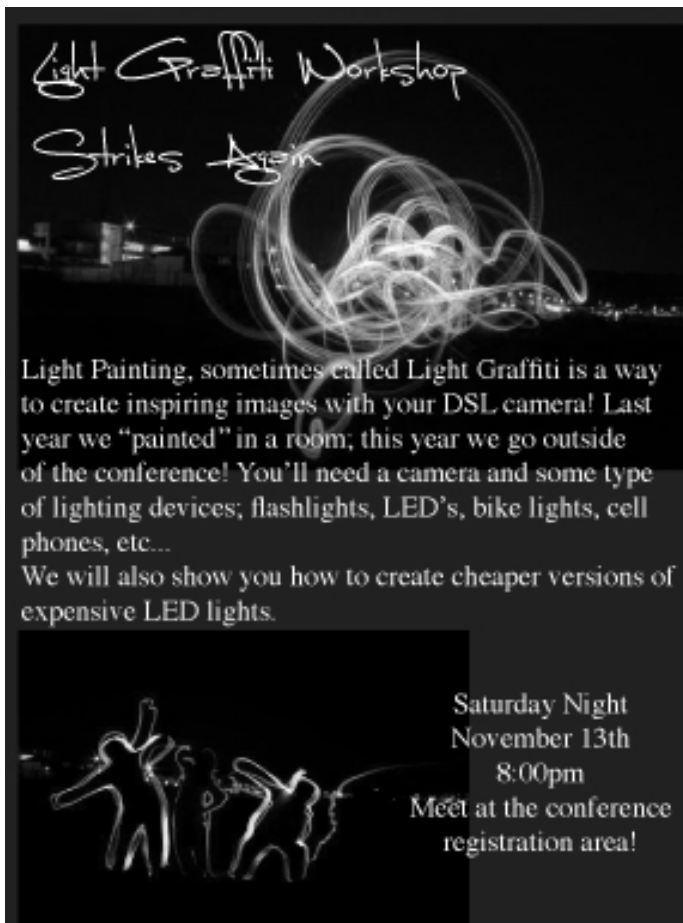
12:30pm-3:30pm – Oakwood Cemetery – Iconography Presentation and Sketching Opportunity – Limit 25 – \$10.00: Save Austin's Cemeteries will host a field trip to Oakwood Cemetery for a presentation about gravestone symbolism and a hands-on session for expressing the artistic inspiration that is sure to follow. Founded in 1839, Oakwood Cemetery is Austin's oldest city cemetery. The session will include a visual presentation in the historic 1914 Gothic Revival chapel which will focus on symbolism found in cemeteries. SAC will then help identify on-site examples for attendees to enjoy during a sketch session of statuary, headstones, flora and fauna, and scenic views in the cemetery.

12:30pm-4:30pm – Umlauf Sculpture Gardens and South Congress – Limit 40 – \$10.00: The Umlauf Sculpture Garden & Museum is located

near Zilker Park in Austin and features sculpture by 20th-century American sculptor, Charles Umlauf. Other contemporary sculptors, several of whom were Umlauf students at the University of Texas also adorn the grounds. We will be led by a docent through the grounds, and will then take the bus to SOCO (below) for a few hours of exploration and/or shopping.

South Congress – Cross the river from downtown and enter the wonderful South Congress Avenue District. Browse through its many shops and check out eateries that tantalize the taste buds and the pocketbooks. Check out Uncommon Objects, a wonderful import and knickknack shop, or The Armadillo Market, which carries everything Texas. For the famished shopper, there are more than enough options: Tex-Mex at Guerro's, Fran's Hamburgers, or the eclectic Magnolia Cafe are all favorites with the locals. Enjoy a cup of coffee or light lunch at Texas French Bread after you browse the retro resale shops along the avenue.

2:30pm-4:30pm – Blue Genie – Limit 30 – \$10.00: Friday's tour will be repeated.



Light Graffiti Workshop
Strikes Again

Light Painting, sometimes called Light Graffiti is a way to create inspiring images with your DSL camera! Last year we "painted" in a room; this year we go outside of the conference! You'll need a camera and some type of lighting devices; flashlights, LED's, bike lights, cell phones, etc...

We will also show you how to create cheaper versions of expensive LED lights.

Saturday Night
November 13th
8:00pm
Meet at the conference
registration area!



**SMART
INVESTMENT:
TAEA VASE
TRAINING**

**VASE
JUROR
CERTIFICATION
TRAINING**

11:00 AM-1:45 PM
Saturday
November 13, 2010
Convention Center



“Minumental Artworks”

TAEA 3D Silent Auction Event



“Minumental Artworks”, is a 3D Silent Auction hosted by Clay Under Fire Studio and benefiting the TAEA Scholarship Fund.

For those participating, pieces must be checked in with an auction volunteer no later than 8pm on Friday, November 12, 2010. There will be a collection box at the Austin convention center available on Friday until exhibit hall closing on Saturday afternoon. After that pieces can be delivered until 8pm at the following address: Clay Under Fire Studio, 5305 Bolm Road #8, Austin.

BIDDING WILL BEGIN NO LATER THAN 4pm ON FRIDAY, AND WILL CLOSE AT 6pm ON SATURDAY. BIDDERS MAY CHECK AFTER THAT TO SEE IF THEY WON, THEN PAY FOR AND PICK UP THEIR ITEMS AT THE AUCTION PICK-UP STATION.



Watch your email after conference for your 2010 Conference Evaluation. Tell us about your experience in Austin and your thoughts about future conferences. Use this opportunity as a way to let your voice be heard.

The Elite Card

Win Prizes and earn privileges at the conference

- Early Vendor Entry – 1st viewing and shopping time with vendors
- Chance to win a free membership
- Chance to win a free registration
- Chance to win raffle for over \$500 worth of art supplies (art books, brushes, Monet Travel Easel for on-site location plus more!
- Priority placement with Artist Shoes
- Meet and Greet with a General Session Speaker

Only \$20.00 at Registration Table in Convention Center



THURSDAY WORKSHOPS



4:00pm-4:45pm

Value of Sketchbooks in the Art Room

Presenter: Isaac Thomas

4:00pm-5:45pm

Water Soluble Oils with a Difference

Presenter: Beth Wild

4:00pm-6:45pm

Figure Drawing

Presenter: Rosemarie Good

Cheap and Easy Screenprinting

Presenter: Daria Abrego and Cindy Ballew

5:00pm-5:45pm

It's Time!: Video as Art

Presenter: Jordan McDowell

6:00pm-7:45pm

Elementary Ideas That Work

Presenter: Nancy Walkup

6:00pm-8:45pm

Handmade Sketchbooks

Presenter: Linda Gabbard

7:00pm-8:45pm

Inexpensive Sketchbooks & Daily Warm-Ups

Presenter: Stephanie Walton and Loren Gardner

Make a Book and Fill It Up!

Presenter: Mel Basham

8:00pm-8:45pm

Learn about MIDEA

Presenter: Rachel Kuniansky Varon

Commercial Exhibits Open 4:00pm-7:00pm

EXPERIENCE INSTITUTES

FRIDAY, November 12

Mosaic Made Easy

Cost: \$40.00

Time: 8:30am-12:00pm

Limit 10

The Art Pad

This hands-on mosaic workshop will provide you with the basic skills and confidence to do a variety of mosaic projects with your students. Get sound advice on age appropriate adhesives and materials, where to get cheap supplies, and how to manage the flow of a project from start to finish.

Product Layering and Glass Fusing Made Simple (Two workshops)

Cost: \$55.00

Time: 8:30am-12:00pm

Limit 40

Armadillo Clay & Supplies

Product Layering - Glaze, Underglaze, Stroke & Coat and Crystal Combination techniques.

Glass fusing - using pre-cut shaped to demonstrate "no cut" projects as well as glass layering in the kiln.

Sculpting with Nature

Cost: \$10.00

Time: 9:30am-11:30am

Limit 30

Umlauf Sculpture Garden

Study how Andy Goldsworthy, photographer and environmentalist, uses natural and found objects to create sculptures which draw out the character of their environment. Working with natural items such as flowers, leaves, mud, seeds, twigs, thorns, etc. and considering form, rhythm, and patterns, create and photograph a site specific sculpture.

Digital cameras will be used to photograph the sculptures. These photos will be dumped into a slide show for group viewing and emailed to the participants for their personal use.

Exciting Collage Techniques

Cost: \$35.00

Time: 9:30am-12:30pm

Limit 20

AMOA/Downtown

Re-discover basic collage techniques and learn new uses for opaque and translucent papers, magazine type, color, images and more!

Torso and Head Building Demonstration

Cost \$20.00

Time: 9:30am-12:30pm

Limit 25

AMOA/Laguna Gloria

James will be demonstrating hand building the torso through coil-building, pinching and carving techniques. Once the form is created he will

demonstrate creating a face through addition and subtraction.

James was a 1995 NEA Regional Individual Grant Recipient, and 2004 NCECA International Artist-in-Residence in Budapest. In September, he will travel to China for a residency at The Pottery Workshop in Jingdezhen. He has been on the AMOA Art School faculty and its Ceramic Coordinator since 1993.

Art Glass Fusing: Just a Sliver

Cost: \$30.00

Time: 9:30am-12:30pm

Limit 15

Art Glass Fusing Center

Choose Project: 2 Nightlights Kiln Carving

There will be a short lecture and tour of the facility (15 minutes total), then participants will choose one of two projects to make during the workshop. No glass cutting experience is necessary – you will be taught how to cut glass if you make the fused glass nightlights. No glass cutting is required for the six inch kiln carving – the detail is created using a variety of scissors and Exacto knives to shape the fireable material. During the firing process the detail is transferred to the glass. These are ideal beginning glass fusing projects.

Using Nineteenth Century Art & History in Your Classroom

Cost: \$20.00

Time: 9:30am–1:00pm

Limit 35

The Blanton Museum of Art

Join curators and educators from the Blanton Museum of Art for a teacher enrichment seminar that will examine art and social and historical issues from the nineteenth century in America, England, and France using works from our exhibitions *Turner to Monet* and *Repartee*. Teachers will learn techniques for using art images in the classroom, with particular attention to the themes of "Nature, Science and Our Place in the World," and "Life and Society".

Keeping a Sketch Journal

Cost: \$25.00

Time: 9:30am-1:30pm

Limit 15

AMOA/Laguna Gloria

Using Laguna Gloria and its scenic gardens and grounds as inspiration, participants will discover how to make quick sketches on-site, adding personal observations and thoughts, simplifying the drawing process and using color to make

expressive impressions of the surroundings. Materials will include watercolor pencils, ink markers, drawing pads and pencils. Participants may wish to bring along a snack with them due to the length of the workshop.

Mexic-Arte's Museum Day of the Dead

Cost: \$15.00 Time: 10:30am-1:15pm
Limit 30 Mexic-Arte Museum

Mexic-Arte Museum workshop offers a unique opportunity for teachers to engage with artists and museum educators and gain exposure to current scholarships on various art and culture topics. Workshop will focus on the cultural celebration of Day of the Dead. Participants will benefit from the expertise that goes into the design of the educational materials they receive at the workshop.

Art Glass Fusing: Just a Sliver (Repeat)

Cost: \$35.00 Time: 12:30pm-3:30pm
Limit 15 Art Glass Fusing Center
Choose Project: 2 Nightlights Kiln Carving

Austin Children's Museum's Family Stories

Cost: \$40.00 Time: 1:00pm-3:45pm
Limit 20 Austin Children's Museum

Austin Children's Museum's signature bilingual exhibit En mi familia/In My Family, the country's only hands-on exhibit inspired by the works of nationally acclaimed artist and beloved children's author Carmen Lomas Garza, will be the backdrop for interdisciplinary activities exploring themes of visual thinking, family narratives and cultural heritage correlated with state curriculum standards. The exhibit's life-size vignettes bring to life inviting family scenes depicted in four of the artist's most well-known paintings. Participants will incorporate their own family objects and photos into a collage story box.

Glaze & Underglaze Printing on Clay and Glass Fusing Made Simple (Two Workshops) (Repeat)

Cost: \$55.00 Time: 1:00pm-4:30pm
Limit 40 Armadillo Clay & Supplies

Flip Video Fun: Engaging Teens with Technology

Cost: \$25.00 Time: 1:30pm-3:15pm
Limit 20 Art House @ The Jones Center

This workshop presents a recent project by Arthouse in which high school students in our teen program Club Arthouse made their own "video tours" of the newly renovated Arthouse building and exhibitions. This workshop will present information about how to engage high school students to look more closely at art and think more critically through the use of pocket-sized video cameras called Flip Video cameras. Participants will learn about this

new technology, see student videos, and even use the cameras to make mini-tours of their own. Appropriate for museum educators, high school and middle school teachers.

Art Glass Fusing: Just a Sliver (Repeat)

Cost: \$35.00 Time: 3:30pm-6:30pm
Limit 15 Art Glass Fusing Center
Choose Project: 2 Nightlights Kiln Carving

SATURDAY, November 13

Mosaic Made Easy (Repeat)

Cost: \$35.00 Time: 8:30am-12:00pm
Limit 10 The Art Pad

Product Layering and Glaze and Underglaze Printing on Clay (Two Workshops) (Repeat)

Cost: \$50.00 Time: 8:30am-12:00pm
Limit 40 Armadillo Clay & Supplies

The Digital Side of the 2D AP Portfolio

Cost: 10.00 Time: 9:30am-12:30pm
Limit 20 Westlake High School

This two hour (offsite) workshop will focus on the digital side of the 2D AP Portfolio, led by guest presenter Dale Baker, Art Department Chair at Westlake High School. Baker will focus on the technical aspects of creating unique digital art on the computer. He will include an overview of software and hardware use by his students plus tips and tricks that will make you, as a teacher, more comfortable teaching digital media. This is a hands-on workshop and will be covering some important features of Photoshop that are a must for all AP Studio teachers, graphics designers and artists. Tips and tricks that will make you, as a teacher, more comfortable teaching digital media. A must for all graphics designers and artists.

Art Glass Fusing: Just a Sliver (Repeat)

Cost: \$30.00 Time: 9:30am-12:30pm
Limit 15 Art Glass Fusing Center
Choose Project: 2 Nightlights Kiln Carving

E.A.S.T. Tour & Art Demos

Cost: \$15.00 Time: 11:00am-3:00pm
Limit 40 Bolm Road Studios

Come tour the Bolm Road Studios during the opening weekend of the annual EAST Austin Studio Tour. The entire tour showcases over 140 artist studios located East of I-35. Visit Big Medium, the studio who founded the tour as well as over 30 additional nearby artist studios also located on Bolm Road.

On site demonstrations will include: City Glass: glass blowing and lampworking; Texas Wax: encaustic painting techniques; Clay Under Fire: Architectural Ceramics demonstrations; and a **hands-on opportunity to try out some Smoke Fired Pottery Techniques---participants will leave with a piece of their own as a sample of the technique presented by Cari Washburn.**

Other demos may include: Glass fusing techniques in the kiln and microwave; Paperclay/Recycled Project techniques; and Cement build up process/How to handle large scale projects.

While in the area, visit other nearby studios such as Pump Project, Co-Lab, and Blue Genie.

Exploring the World of Matisse Acrylic Mediums

Cost: \$15.00 Time: 11:30am-1:30pm
Limit 15 Jerry's Artarama

Workshop will use professional grade acrylic from Australia which offers an amazing array of Acrylic mediums. This will be a hands-on workshop where you will learn everything from turning the acrylic paint into a fabric paint to crackling the surface of your painting or creating brilliant transparent prints when screen painting.

The Digital Side of the 2D AP Portfolio (Repeat)

Cost: \$10.00 Time: 12:30pm-3:30pm
Limit 20 Westlake High School

This two hour (offsite) workshop will focus on the digital side of the 2D AP Portfolio, led by guest presenter Dale Baker, Art Department Chair at Westlake High School. Baker will focus on the technical aspects of creating unique digital art on the computer. He will include an overview of software and hardware use by his students plus tips and tricks that will make you, as a teacher, more comfortable teaching digital media. This is a hands-on workshop and will be covering some important features of Photoshop that are a must for all AP Studio teachers, graphics designers and artists. Tips and tricks that will make you, as a teacher, more comfortable teaching digital media. A must for all graphics designers and artists.

Art Glass Fusing: Just a Sliver (Repeat)

Cost: \$30.00 Time: 12:30pm-3:30pm
Limit 15 Art Glass Fusing Center
Choose Project: 2 Nightlights Kiln Carving

Art Glass Fusing: Just a Sliver (Repeat)

Cost: \$30.00 Time: 3:30pm-6:30pm
Limit 15 Art Glass Fusing Center
Choose Project: 2 Nightlights Kiln Carving

EXHIBIT HOURS

THURSDAY, November 11 **4:00 PM-7:00 PM**

FRIDAY, November 12 **8:00 AM-2:00 PM and 4:00 PM-7:00 PM**

SATURDAY, November 13 **11:00 AM-3:00 PM**

Cedfa - SUMMIT XII

The Center for Educator Development in Fine Arts (CEDFA) invites you to attend the Texas Fine Arts Summit XII to be held June 9-10, 2011. Summit XII will focus on assessment strategies in the fine arts, specifically as they relate to the Response/Evaluation strand of the Fine Arts Texas Essential Knowledge and Skills (TEKS). The design of the Summit will provide opportunities for collaborative hands-on work time to put the ideas covered into practice and to emerge with a practical approach to TEKS-based arts instruction and assessment.

Go to the cedfa website <http://www.cedfa.org/> complete details.

New!

New!

New!

Walk-Up Workshops

You asked for it...
You got it!

In an effort to make your conference even more informative, Walk-Up Workshops will be offered on Friday and Saturday. These informal sessions will feature short and sweet teaching gems as you move from session-to-session.

Workshops will be presented in a lobby or hallway on Friday and Saturday that will be:

- 45-minute “flex flow” sessions;
- Presented in demonstration format approximately 20 minutes long;
- Possible repeat sessions;
- Will accommodate 12–15 or more people;
- Multi-level/all level lessons;
- Handouts accessible by email or web site;
- Examples showing process at the various stages of the development;
- Allows walk-up at various times during the presentation.

Continuous Workshops

Friday and Saturday

4th Floor Locations

Austin Convention Center

TAEA EXECUTIVE BOARD

Cheryl Evans

President

125 Cedar Lane
Seabrook, TX 77586

Phone:281-326-7600 Cell:713-515-1901

Email: kapche@aol.com

Madelene Buzan

Vice-President Membership

23202 Diamond Knoll Court
Katy, TX 77494

Phone:281-392-6781 Cell:281-960-4991

Email: madelenebuzan@katyisd.org

Christina Bain

Secretary

49 Cimarron Drive
Trophy Club, TX 76262

Phone:817-430-0221 Cell:817-689-5228

Email: bain@unt.edu

Sarah Sanders

Past President

8314 Creekstone Circle
Houston, TX 77055-6713

Phone:713-467-2813 Cell:713-828-5444

Email: sarah.sanders@cfisd.net

Joey Doyle

Vase Director

13515 Pemberwick Park Lane
Houston, TX 77070

Phone:281-985-6421 Cell:713-253-6454

Email: jdoyle@aldine.k12.tx.us

Linda Fleetwood

President Elect

8323 Border Knoll Dr
San Antonio, TX 78240

Phone:210-682-9362 Cell:210-381-6000

Email: lindafleetwood@att.net

Alisa Meli

Vice-President Youth Art Month

4711 Cedar Crest Drive
McKinney, TX 75070-7761

Phone:214-356-0388

Email: alisa.meli@pisd.edu

Jackie Brewer

Treasurer

3812 Valley Oaks Dr.
Bryan, TX 77802

Phone:979-209-7957 Cell:979-204-5019

Email: ja1997@bryanisd.org

Daphna Lilienstern

Commercial Exhibits Director

522 Dartmouth Drive
Tyler, TX 75701-8806

Phone:903-561-8130 Cell:903-372-8675

Email: daphna9@sbcglobal.net

Sara Chapman

Executive Director

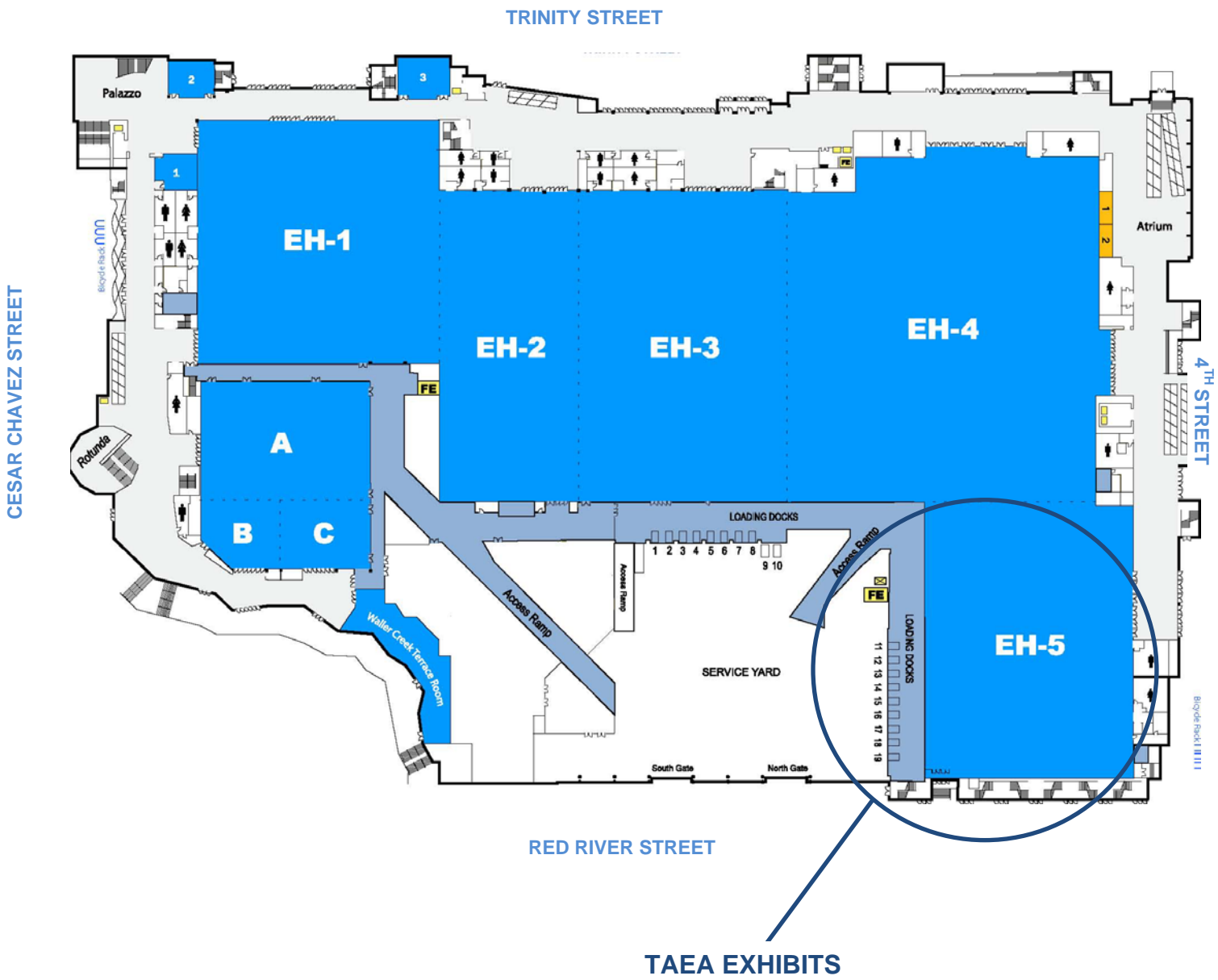
1106 Wildflower Court
Katy, TX 77494

Phone:281-395-2339 Cell:281-923-8886

Email: schapman04@comcast.net

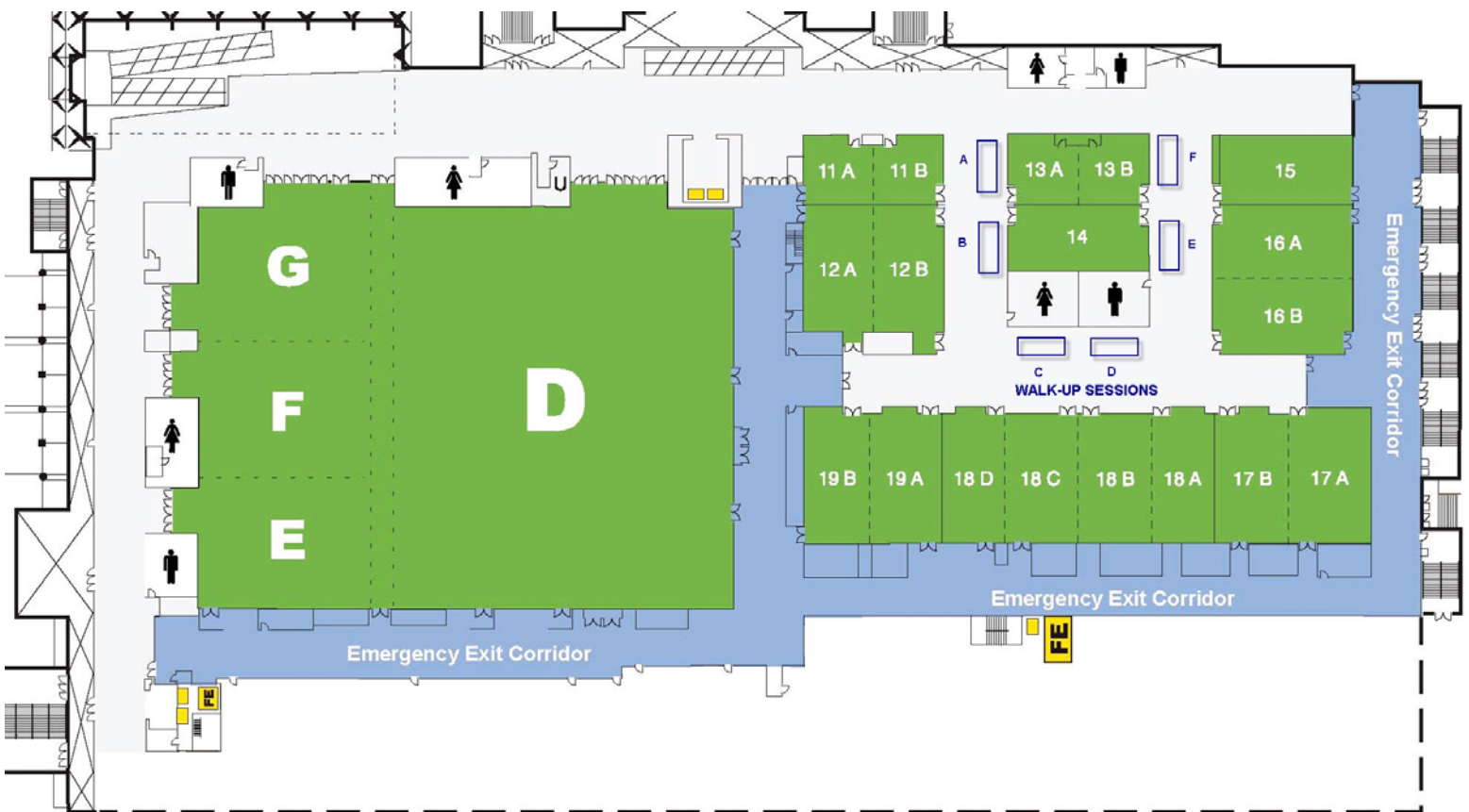
A Great Big TAEA Thank You to the 2010 Conference Co-Chairs Chris Cooper, Tim Lowke, and Kristen Marstaller and all their hard-working volunteers from the Austin area for staging this wonderful conference.

Austin Convention Center Level 1




Austin Convention Center

Level 4



Hilton Austin

Fourth Floor



//

NO LIVESTOCK? NO PROBLEM.

Rodeo Austin's taking competitive events to a new level to further promote youth education. Whether you're grooming a goat, revitalizing recycled items or filming in your backyard, there's a contest for you.



Eco Art
Create a recycled masterpiece



Western Art
Celebrate western heritage



Rodeo Awesome Reporter
Showcase your video journalism skills



For complete contest details and deadlines visit www.RodeoAustin.com.

March 11 - 26, 2011

State Farm

www.RodeoAustin.com

Promoting Youth Education - Preserving Western Heritage

512.919.3000

WORKSHOP SCHEDULE (Note: * indicates session is repeated at a later time)

THURSDAY AFTERNOON

<p>Thu., 11/11/2010 ALL 8:00 AM to 4:00 PM Room: 12A</p> <p>Council at Large Meeting (Advocacy)</p> <p>Presenter(s): Cheryl Evans</p> <p>General business meeting of TAEA's Council at Large.</p> <p>8 hours</p>	<p>Thu., 11/11/2010 ALL 4:00 PM to 4:45 PM Room: 11B</p> <p>Value of Sketchbooks in the Art Room* (Effective Teaching Practices)</p> <p>Presenter(s): Isaac Thomas</p> <p>Sketchbooks are a vital resource in developing the minds of artists. Students journal emotions from daily events, take notes, plan projects, write poetry or songs and communicate privately with the teacher. A sketchbook is an artist's best friend.</p> <p>45 minutes</p>	<p>Thu., 11/11/2010 HS 4:00 PM to 5:45 PM Room: 12B</p> <p>Water Soluble Oils with a Difference (Curriculum)</p> <p>Presenter(s): Beth Wild</p> <p>Water soluble oil works like oil but can be used with just about any other media. It has the wonderful aspects of traditional oils and none of the solvent problems.</p> <p>1 hour and 45 minutes</p>
<p>Thu., 11/11/2010 STU,ALL 4:00 PM to 6:45 PM Room: 11A</p> <p>Figure Drawing (Curriculum)</p> <p>Presenter(s): Rosemarie Good and John Howell</p> <p>Figure drawing is one of the best classical workshops for those wishing to improve their drawing skills. Let our award winning artists help you see and understand the "rules" for drawing the human figure. This workshop is always a FAVORITE!</p> <p>2 hours and 45 minutes</p>	<p>Thu., 11/11/2010 MS,HS 4:00 PM to 6:45 PM Room: EXHIBITION HALL</p> <p>Cheap and Easy Screenprinting (Curriculum)</p> <p>Presenter(s): Darla Abrego and Cindy Ballew</p> <p>Introduce your students to the basics of screenprinting without the high cost and chemicals! Learn how to screenprint any design on fabric using inexpensive materials that can be bought at Wal-Mart.</p> <p>2 hours and 45 minutes</p>	<p>Thu., 11/11/2010 ALL 5:00 PM to 5:45 PM Room: 11B</p> <p>It's Time!: Video as Art* (Technology)</p> <p>Presenter(s): Jordan McDowell</p> <p>Video art is just that, art made up of moving video images. We will explore the history, present, and future of this rapidly popular medium and discuss its place within Fine Arts education. Lesson plans and student examples will be provided.</p> <p>45 minutes</p>
<p>Thu., 11/11/2010 SUPV 5:00 PM to 7:00 PM Room: 12A</p> <p>Supervisors Meeting* (School Climate)</p> <p>Presenter(s): Janice Truitt</p> <p>It is that time of year to focus on the importance of our efforts to promote quality art education in the schools of Texas. The benefits our organization provides are numerous. All Supervisors are encouraged to attend this meeting.</p> <p>1 hour and 45 minutes</p>	<p>Thu., 11/11/2010 ELEM 6:00 PM to 7:45 PM Room: 11B</p> <p>Elementary Ideas That Work (Effective Teaching Practices)</p> <p>Presenter(s): Nancy Walkup, Rhonda Sherrill, Denise Clyne-Ruch, Stacy Sturgell, and Jody Alexander</p> <p>Join Denton ISD elementary art teachers in a supersession for successful ideas for advocacy, classroom management, and more.</p> <p>1 hour and 45 minutes</p>	<p>Thu., 11/11/2010 MS 6:00 PM to 8:45 PM Room: 12B</p> <p>Handmade Sketchbooks* (Curriculum)</p> <p>Presenter(s): Linda Gabbard</p> <p>Instructions and hands-on demonstration for making sketchbooks from brown builder paper that look like leather and are based on Medieval Art.</p> <p>2 hours and 45 minutes</p>
<p>Thu., 11/11/2010 MS 7:00 PM to 8:45 PM Room: 11A</p> <p>Inexpensive Sketchbooks and Daily Warm-Ups* (Effective Teaching Practices)</p> <p>Presenter(s): Stephanie Walton and Loren Gardner</p> <p>Routine is necessary in the art classroom. Find out how two art teachers create and use daily sketchbooks and see examples of daily warm-ups and how they are used for their students' final exams. Make and take home your own inexpensive sketchbook.</p> <p>1 hour and 45 minutes</p>	<p>Thu., 11/11/2010 ALL 7:00 PM to 8:45 PM Room: 12A</p> <p>Make a Book and Fill It Up!* (Curriculum)</p> <p>Presenter(s): Mel Basham</p> <p>Learn two bookmaking techniques with lesson ideas designed to engage and challenge students of all levels. Come make a book and fill it up in this session.</p> <p>1 hour and 45 minutes</p>	<p>Thu., 11/11/2010 MUS,HE,CBAE 8:00 PM to 8:45 PM Room: 11B</p> <p>Learn about MIDEA (Curriculum)</p> <p>Presenter(s): Rachel Kuniansky Varon and Keene Haywood</p> <p>The Edward and Betty Marcus Institute for Digital Education in the Arts (MIDEA) was formed around the goals of providing arts educators and museums with timely, succinct and practical knowledge about emerging technologies and how to use them.</p> <p>45 minutes</p>

WORKSHOP SCHEDULE (Note: * indicates session is repeated at a later time)

<p>Fri., 11/12/2010 ALL 8:00 AM to 11:45 AM Room: 16B</p> <p align="center">VASE Director's Meeting (Assessment)</p> <p>Presenter(s): Joey Doyle</p> <p>Business meeting for all Regional VASE and JrVASE Directors.</p> <p align="center">3 hours and 45 minutes</p>	<p>Fri., 11/12/2010 ALL 9:00 AM to 9:45 AM Room: 11A</p> <p align="center">Member's TAEA Think Tank (Effective Teaching Practices)</p> <p>Presenter(s): Cheryl Evans</p> <p>Join in a think tank open discussion about ways that TAEA can better meet the needs of its membership. Brainstorm a better way! Speak up and help make your TAEA a more responsive association. Great door prize given.</p> <p align="center">45 minutes</p>	<p>Fri., 11/12/2010 MUS,HE,CBAE 9:00 AM to 9:45 AM Room: 11B</p> <p align="center">Programming Collaborations that Work! (Effective Teaching Practices)</p> <p>Presenter(s): Michaela Black</p> <p>Tired of the same old programming? Looking to develop collaborations with community organizations? Join AMOA Education staff to discuss ways to put a twist on adult, family, student and teacher programming that will bring in new audiences.</p> <p align="center">45 minutes</p>
<p>Fri., 11/12/2010 ELEM,ALL 9:00 AM to 9:45 AM Room: 12A</p> <p align="center">Pedagogy of Neighborhood: People, Place, & Purpose (Advocacy)</p> <p>Presenter(s): Ed Check and Future Akins-Tillett</p> <p>Art teachers in online/in-person graduate seminars explored how to look at neighborhoods as inspirations for art and lessons. This presentation shares their results through community projects and interviews of artists found in their own neighborhoods.</p> <p align="center">45 minutes</p>	<p>Fri., 11/12/2010 HS,HE 9:00 AM to 9:45 AM Room: 12B</p> <p align="center">Developing Portfolios for College Admissions (Assessment)</p> <p>Presenter(s): Juan Martinez</p> <p>Workshop: preparing a collection of your student's work for undergraduate studies in the visual arts. Scholarship portfolios of current students at the School of the Art Institute of Chicago and statement of purpose will be covered.</p> <p align="center">45 minutes</p>	<p>Fri., 11/12/2010 STU,ALL 9:00 AM to 9:45 AM Room: 13A</p> <p align="center">100 Things You Learn Your First Year Teaching (Classroom Management)</p> <p>Presenter(s): Rebecca Schaefer and Grace Woodall</p> <p>Come relive the good, bad, and humorous incidents that make up an art teacher's first year. Learn from their experiences and take away many tips to help your first year go smoothly. Presentation based on two Plano ISD elementary art teachers.</p> <p align="center">45 minutes</p>
<p>Fri., 11/12/2010 MS,ELEM,HS 9:00 AM to 9:45 AM Room: 13B</p> <p align="center">Pulling Teeth from a Tiger: Middle School Drawing (Curriculum)</p> <p>Presenter(s): Natalie Lambert</p> <p>A middle school art teacher shares personal experience and advice of teaching drawing to a 6th grade audience--and boosting students' self-confidence. Helpful tips and a discussion on other educators' (yours!) methodology also.</p> <p align="center">45 minutes</p>	<p>Fri., 11/12/2010 MS,HS 9:00 AM to 9:45 AM Room: 14</p> <p align="center">Perspective without Tears--Part II (Curriculum)</p> <p>Presenter(s): Nina Boothe</p> <p>Projects that will show off your students' basic perspective skills. Strategies, exemplars, plans and ideas to reinforce and challenge students' drawing techniques. All on Powerpoint!</p> <p align="center">45 minutes</p>	<p>Fri., 11/12/2010 MS,HS 9:00 AM to 9:45 AM Room: 16A</p> <p align="center">In Your Face Workshop (Curriculum)</p> <p>Presenter(s): Pamela Spangler</p> <p>Bring Social Relevance to your Junior High art class. Moving from 2D to 3D. Your students will use their face as a canvas. Join us for an in your face workshop.</p> <p align="center">45 minutes</p>
<p>Fri., 11/12/2010 MS,ELEM,HS,ALL 9:00 AM to 9:45 AM Room: 18B</p> <p align="center">Let's Get Excited About Graphite (Curriculum)</p> <p>Presenter(s): Kathi Hanson</p> <p>Challenge your students to make their mark by additional special effect techniques on their pencil tip projects. Join Kathi Hanson as she demonstrates rocking, dragging, spraying, pouncing and dissolving graphite to create WOW effects in pencil rendering.</p> <p align="center">45 minutes</p>	<p>Fri., 11/12/2010 ALL 9:00 AM to 9:45 AM Room: 18D</p> <p align="center">Good Luck Hands=Good Luck Projects* (Curriculum)</p> <p>Presenter(s): Sherry Snowden</p> <p>The Khamsa (hand) has long represented blessings, power and strength. Audiences will learn about several fun and creative Khamsa projects that are appropriate and successful for all ages of students.</p> <p align="center">45 minutes</p>	<p>Fri., 11/12/2010 ALL 9:00 AM to 9:45 AM Room: 19A</p> <p align="center">Crystal Sheer Flower (Curriculum)</p> <p>Presenter(s): Pauline Wyndham</p> <p>Create this unique textured design reminiscent of flowers reflecting a blue sky.</p> <p align="center">45 minutes</p>

FRIDAY MORNING

WORKSHOP SCHEDULE (Note: * indicates session is repeated at a later time)

<p>Fri., 11/12/2010 HS,ALL 9:00 AM to 9:45 AM Room: 19B</p> <p align="center">Tips-Tricks-Techniques-Takeaways* (Effective Teaching Practices)</p> <p>Presenter(s): Cathy Luckett, Tiffany Silverthorne, and Sarah Waggoner</p> <p>Hands on projects to energize and inspire; creative use of supplies; incorporate technology and core content; get organized; empower students and make your program relevant. Takeaways and links provided.</p> <p align="center">45 minutes</p>	<p>Fri., 11/12/2010 SUPV 9:00 AM to 10:45 AM Room: 15</p> <p align="center">Supervisors Meeting (School Climate)</p> <p>Presenter(s): Janice Truitt</p> <p>It is that time of year to focus on the importance of our efforts to promote quality art education in the schools of Texas. The benefits our organization provides are numerous. All Supervisors are encouraged to attend this meeting.</p> <p align="center">1 hour and 45 minutes</p>	<p>Fri., 11/12/2010 ALL 9:00 AM to 10:45 AM Room: 17A</p> <p align="center">Printmaking Reductive Fun (Curriculum)</p> <p>Presenter(s): Elizabeth Zepeda and Jessica Jones Gonzales</p> <p>Learn the printmaking basics for unique reductive printing. Learn how to pull prints, create an edition or unique monoprints using basic printmaking supplies. Keep it simple or layer on the fun!</p> <p align="center">1 hour and 45 minutes</p>
<p>Fri., 11/12/2010 MS,HS 9:00 AM to 10:45 AM Room: 17B</p> <p align="center">Flag Books (Curriculum)</p> <p>Presenter(s): Lauren Kolesar-Eatinger</p> <p>Bookmaking in the Art Room! Attend this workshop to learn about and create a flag book format. Return to your classroom and report how you have used this technique to teach an artistic process/concept. Visit Lauren's NAEA Digation site today! (http://naea.digation.com/artlauren)</p> <p align="center">1 hour and 45 minutes</p>	<p>Fri., 11/12/2010 ALL 9:00 AM to 10:45 AM Room: 18A</p> <p align="center">Creating a Blog Web Site for Your Art Program (Technology)</p> <p>Presenter(s): Diane Gregory</p> <p>Participants will learn how they can use WordPress, arguably the premier free blogging platform, to create a dynamic interactive web site to showcase & potentially raise money or donations for their art programs.</p> <p align="center">1 hour and 45 minutes</p>	<p>Fri., 11/12/2010 ELEM 9:00 AM to 10:45 AM Room: 18C</p> <p align="center">Jumpstarting Lessons with Cross Curricular Centers (Effective Teaching Practices)</p> <p>Presenter(s): Elizabeth Lloyd and Kaela Hoskings</p> <p>This year we present 12 small group centers that target a variety of learning styles, and cross an assortment of disciplines while exploring the bright world of Impressionism. Leave with innovative ideas ready for your classroom!</p> <p align="center">1 hour and 45 minutes</p>
<p>Fri., 11/12/2010 ELEM,MS 9:00 AM to 10:45 AM Room: BALLROOM E1</p> <p align="center">Multi-Media Projects for Elementary Art (Curriculum)</p> <p>Presenter(s): Tamara Vogt</p> <p>This hands-on workshop will focus on using various media to come up with a finished product that combines both 2D and 3D effects. A variety of examples and a lesson plan packet will be included.</p> <p align="center">1 hour and 45 minutes</p>	<p>Fri., 11/12/2010 ELEM 9:00 AM to 10:45 AM Room: BALLROOM E2</p> <p align="center">Weaving Techniques and Inspirations* (Curriculum)</p> <p>Presenter(s): Susan Holland</p> <p>Weaving techniques and styles for various looms that elementary kids can make. Ideas for personal expression through weaving and investigation of cultural/historical contexts for weaving units. Grab the info and go, or hang out and learn new ways to weave.</p> <p align="center">1 hour and 45 minutes</p>	<p>Fri., 11/12/2010 MS,HS,HE 9:00 AM to 10:45 AM Room: BALLROOM F1</p> <p align="center">Slab-Built Vessels* (Curriculum)</p> <p>Presenter(s): Mary Kamperman</p> <p>Create an abstract figurative clay vessel using slabs. Each participant will create a slab-built vase. Presenter will show audience how to create a unique vase through demonstration of sketch, and slab-built vase.</p> <p align="center">1 hour and 45 minutes</p>
<p>Fri., 11/12/2010 MS 9:00 AM to 10:45 AM Room: BALLROOM F2</p> <p align="center">Cardboard Sculpture/Assemblages (Curriculum)</p> <p>Presenter(s): Lionel Lofton</p> <p>This workshop is intended for students to express themselves using a variety of materials to construct a sculpture piece. The sculpture will be made from cardboard, magazine clippings, etc.</p> <p align="center">1 hour and 45 minutes</p>	<p>Fri., 11/12/2010 HS,ELEM,MS 9:00 AM to 10:45 AM Room: BALLROOM G1</p> <p align="center">Fun and Whimsical Clay and Underglaze Figures (Curriculum)</p> <p>Presenter(s): Jeff Sandoe</p> <p>Everyone in this workshop will create their own fun and whimsical figure. We will explore the many helpful techniques used to create these figures using clay and underglazes. Fun will be had by all!</p> <p align="center">1 hour and 45 minutes</p>	<p>Fri., 11/12/2010 HS 9:00 AM to 10:45 AM Room: BALLROOM G2</p> <p align="center">Emotion in the Style of Giacometti (Curriculum)</p> <p>Presenter(s): Amanda Baldwin</p> <p>Learn how to create wire and papier mache sculptures inspired by Alberto Giacometti in this lesson plan.</p> <p align="center">1 hour and 45 minutes</p>

FRIDAY MORNING

WORKSHOP SCHEDULE (Note: * indicates session is repeated at a later time)

<p>Fri., 11/12/2010 HS,MS,HE 9:00 AM to 11:45 AM Room: EXHIBITION HALL</p> <p align="center">Casting Glass in Class (Curriculum)</p> <p>Presenter(s): Julie Smith, Alexandra Wynne, and Emily Sipp</p> <p>Beginners to advanced - Learn how to easily cast glass in class. Bonus project: Create a glass-fused trivet with an incised design. You will leave with 2 projects, CD, lesson plans and materials to complete the project. Bring a small shoe box to cast in.</p> <p align="center">2 hours and 45 minutes</p>	<p>Fri., 11/12/2010 ELEM 10:00 AM to 10:45 AM Room: 11B</p> <p align="center">Engaging Young Learners with Works of Art (Curriculum)</p> <p>Presenter(s): Heather White, Danielle Stephens, and Bridget O'Brien</p> <p>Exploring works of art with elementary students contributes to their creative and critical thinking skills. Learn strategies from the Museum of Fine Arts, Houston for engaging students with works of art through discussion and interpretive activities.</p> <p align="center">45 minutes</p>	<p>Fri., 11/12/2010 HS,SUPV 10:00 AM to 10:45 AM Room: 12A</p> <p align="center">Visual Art and Math* (Curriculum)</p> <p>Presenter(s): Judith Miller</p> <p>Fine Arts are targeted to be cut from the public school curriculum because they are viewed as non-essential. This presentation is to explore the concept of Visual Art as a core subject that partners well with mathematics.</p> <p align="center">45 minutes</p>
<p>Fri., 11/12/2010 MS,ELEM,MUS,CBAE 10:00 AM to 10:45 AM Room: 13A</p> <p align="center">¿Cómo Vives? (How do you live?) (Enrichment)</p> <p>Presenter(s): Alexander Freeman</p> <p>Learn more about <i>Cómo Vives</i>, part of Artpace San Antonio's education initiative. With each project, students from 2 area organizations engage in a 6 week interaction with an Artpace exhibition, reflecting on the artist's themes, media, and process.</p> <p align="center">45 minutes</p>	<p>Fri., 11/12/2010 ELEM,ALL 10:00 AM to 10:45 AM Room: 13B</p> <p align="center">Art as a Pedagogical Practice in Mexico (Effective Teaching Practices)</p> <p>Presenter(s): Adriana Martinez</p> <p>A case study of an educational organization in Mexico, devoted to preparing teachers with art as a means to develop intelligence in children.</p> <p align="center">45 minutes</p>	<p>Fri., 11/12/2010 HS,ELEM,MS,SUPV 10:00 AM to 10:45 AM Room: 14</p> <p align="center">Differentiated Art* (Effective Teaching Practices)</p> <p>Presenter(s): Emily McLemore</p> <p>This workshop will provide real-life projects that are designed to engage the mentally and physically disabled student in a traditional mainstream art classroom through the use of differentiated instruction.</p> <p align="center">45 minutes</p>
<p>Fri., 11/12/2010 HS/AP 10:00 AM to 10:45 AM Room: 16A</p> <p align="center">Road Tested AP Concepts: Part VIII (Effective Teaching Practices)</p> <p>Presenter(s): Nicole Brisco</p> <p>Create and engage students in visual culture as a part of portfolio development! Explore strategies to create meaningful art and allow students to step outside of the box and explore a variety of media. Exemplary student work and lessons provided.</p> <p align="center">45 minutes</p>	<p>Fri., 11/12/2010 ALL 10:00 AM to 10:45 AM Room: 18D</p> <p align="center">The Wonder & Art of Oaxaca, Mexico* (Curriculum)</p> <p>Presenter(s): Angela Guy</p> <p>Learn about the arts and culture of Oaxaca, Mexico and how to incorporate it into your art lessons. Also learn about the National Endowment for the Humanities grant that can get you to Mexico!</p> <p align="center">45 minutes</p>	<p>Fri., 11/12/2010 ALL 10:00 AM to 10:45 AM Room: 19A</p> <p align="center">Red Fuzzy Flower (Curriculum)</p> <p>Presenter(s): Pauline Wyndham</p> <p>Recreate the look of a velvety summer flower using several types of yarn and stamps.</p> <p align="center">45 minutes</p>
<p>Fri., 11/12/2010 ELEM,MS,HS,SUPV,HE,MUS,STU 10:00 AM to 11:45 AM Room: 18B</p> <p align="center">Portraiture from Behind: A Study of Texture (Curriculum)</p> <p>Presenter(s): Jody Johnson</p> <p>Look at portraiture from a new perspective...the back! View a Powerpoint of traditional portraits then create something non-traditional from the back or 3/4 view where hair texture is emphasized. PP/Lesson will be handed out.</p> <p align="center">1 hour and 45 minutes</p>	<p>Fri., 11/12/2010 ELEM 10:00 AM to 11:45 AM Room: 19B</p> <p align="center">The Plot Unfolds* (Curriculum)</p> <p>Presenter(s): Marilyn Ivy</p> <p>All children enjoy interactive pop-up books, so here is a program to encourage reading and discussing art. Participants create a pop-up book after viewing narrative artworks from the Kimbell Art Museum collection chosen to encourage storytelling.</p> <p align="center">1 hour and 45 minutes</p>	<p>Fri., 11/12/2010 ALL 10:00 AM to 12:45 PM Room: 11A</p> <p align="center">Graduate Forum on Research in Art Education (Effective Teaching Practices)</p> <p>Presenter(s): Christina Bain</p> <p>This session features the research projects of graduate students from various Texas universities to engage the field of art education in a discussion of current directions and practices.</p> <p align="center">2 hours and 45 minutes</p>

FRIDAY MORNING

WORKSHOP SCHEDULE (Note: * indicates session is repeated at a later time)

<p>Fri., 11/12/2010 ALL 11:00 AM to 11:45 AM Room: 11B</p> <p align="center">Aesthetics in Art (Curriculum)</p> <p>Presenter(s): Jonathan Snow and Allison Davidson</p> <p>This presentation will be a framework for showing students different ways of looking at art and methods for engaging in a dialogue with them about the art and aesthetic values of other cultures.</p> <p align="center">45 minutes</p>	<p>Fri., 11/12/2010 ELEM,SUPV 11:00 AM to 11:45 AM Room: 12A</p> <p align="center">Join the TEAM: Texas Elementary Art Meet (Assessment)</p> <p>Presenter(s): Gloria McCoy</p> <p>This presentation will explain what this program is, how it impacts Elementary Art Teachers, students and programs, and how to get it going in the different areas of the state.</p> <p align="center">45 minutes</p>	<p>Fri., 11/12/2010 ELEM,ALL 11:00 AM to 11:45 AM Room: 12B</p> <p align="center">Innovative Fine Arts Professional Development (Effective Teaching Practices)</p> <p>Presenter(s): Beverly Fletcher and Dr. Michael Ryan</p> <p>This presentation will highlight the innovative professional development program, which has been implemented in the Fort Worth Independent School District (FWISD). The presentation includes ideas for grants, ways to connect to the community and other topics.</p> <p align="center">45 minutes</p>
<p>Fri., 11/12/2010 ALL 11:00 AM to 11:45 AM Room: 13A</p> <p align="center">Hands-on Museum Education (Curriculum)</p> <p>Presenter(s): Sheila Fox</p> <p>Did you know that you can touch the artwork at the Umlauf Sculpture Garden? And that it's free to all independent school districts? Take a look at this unique learning environment and how it's the perfect space for kinesthetic learning.</p> <p align="center">45 minutes</p>	<p>Fri., 11/12/2010 HS 11:00 AM to 11:45 AM Room: 13B</p> <p align="center">Visual Literacy and Contemporary Culture (Curriculum)</p> <p>Presenter(s): Danielle Stephens, Heather White, and Bridget O'Brien</p> <p>Equip high school students with visual literacy skills to think critically about contemporary art and culture through a four-step process developed by the Museum of Fine Arts, Houston.</p> <p align="center">45 minutes</p>	<p>Fri., 11/12/2010 ELEM,MS 11:00 AM to 11:45 AM Room: 15</p> <p align="center">Popping with Warhol (Curriculum)</p> <p>Presenter(s): Matthew Grundler and Tamra Alami</p> <p>This lesson will help use technology with younger grade levels, as well as helping the students to gain experience with the use of computers and broaden their knowledge of the artist.</p> <p align="center">45 minutes</p>
<p>Fri., 11/12/2010 HS/AP 11:00 AM to 11:45 AM Room: 16A</p> <p align="center">AP Art History: Writing, Sketching and Analyzing* (Effective Teaching Practices)</p> <p>Presenter(s): Jennifer Fronterhouse</p> <p>A discussion of the importance of having students engaged in learning with writing, sketching, and analyzing. Walk away with lessons to use (on CD).</p> <p align="center">45 minutes</p>	<p>Fri., 11/12/2010 HS,MS 11:00 AM to 11:45 AM Room: 17A</p> <p align="center">Art Club Makes Me Smile (School Climate)</p> <p>Presenter(s): Jennifer Schiebel and Meredith Tieman</p> <p>Discussion on techniques for getting students excited/involved in the art club. Topics include Empty Bowls, Pinwheels for Peace, visiting artists, and other fun activities. Participants will receive handouts and experience a hands-on art club workshop.</p> <p align="center">45 minutes</p>	<p>Fri., 11/12/2010 ELEM,MS,HS 11:00 AM to 11:45 AM Room: 18A</p> <p align="center">iVerb Computer and Digital Art Design (Technology)</p> <p>Presenter(s): Deanna Smith, Christine Adams, and Cassie Appleby</p> <p>Combine verb lesson, computers, digital photo and art design for an awesome project!</p> <p align="center">45 minutes</p>
<p>Fri., 11/12/2010 HS,ALL 11:00 AM to 11:45 AM Room: 18C</p> <p align="center">Solving the Mysteries of Your Kiln* (Technology)</p> <p>Presenter(s): Mike Sievers</p> <p>Are you intimidated by or frustrated with your kiln? Get empowered with this easy to understand workshop. Learn the basics of programming, loading, troubleshooting, and kiln maintenance. We will also discuss safe kiln design and fusing glass.</p> <p align="center">45 minutes</p>	<p>Fri., 11/12/2010 MS,ELEM,HS,CBAE,STU,ALL 11:00 AM to 11:45 AM Room: 18D</p> <p align="center">Artist Biographies that ROCK! (Curriculum)</p> <p>Presenter(s): Leslie Booth</p> <p>A template and lesson for creating a social networking-type page of information for all artists, past and present. This addresses technology and art history. 2-5 day lesson culminating with "slideshow" Friday. Kids LOVE it!</p> <p align="center">45 minutes</p>	<p>Fri., 11/12/2010 ALL 11:00 AM to 11:45 AM Room: 19A</p> <p align="center">Tan Tapestry (Curriculum)</p> <p>Presenter(s): Pauline Wyndham</p> <p>Create unique tapestry designs with a paper painting technique combined with lace.</p> <p align="center">45 minutes</p>

FRIDAY MORNING

WORKSHOP SCHEDULE (Note: * indicates session is repeated at a later time)

<p>Fri., 11/12/2010 ALL 11:00 AM to 12:45 PM Room: 14</p> <p align="center">If You Live in the Fort Worth Area, Join AENCT (Advocacy)</p> <p>Presenter(s): Lauren Kolesar-Eatinger and Arlene Shelton</p> <p>Hands-on for Art-and-Soul with members of this "20 year old" organization, Art Educators of North Central Texas. We encourage you to attend monthly professional development meetings. www.aenct.blogspot.com aenct@hotmail.com</p> <p align="center">1 hour and 45 minutes</p>	<p>Fri., 11/12/2010 MS,HS,HE 11:00 AM to 12:45 PM Room: BALLROOM F1</p> <p align="center">Slab-Built Vessels (Curriculum)</p> <p>Presenter(s): Mary Kamperman</p> <p>Create an abstract figurative clay vessel using slabs. Each participant will create a slab-built vase. Presenter will show audience how to create a unique vase through demonstration of sketch, and slab-built vase.</p> <p align="center">1 hour and 45 minutes</p>	<p>Fri., 11/12/2010 MS,HS 11:00 AM to 12:45 PM Room: BALLROOM F2</p> <p align="center">Handmade Artist's Book (Curriculum)</p> <p>Presenter(s): Kay Arnaud Munger</p> <p>Make the artist's book you always wanted but didn't know where to start. View examples of finished artists' books with 8 different kinds of artwork; receive info of ideas, supplies, and procedures; and you will make the cover, bind, and put in page holders.</p> <p align="center">1 hour and 45 minutes</p>
<p>Fri., 11/12/2010 MS 11:00 AM to 1:45 PM Room: 17B</p> <p align="center">Handmade Sketchbooks (Curriculum)</p> <p>Presenter(s): Linda Gabbard</p> <p>Instructions and hands-on demonstration for making sketchbooks from brown builder paper that look like leather and are based on Medieval Art.</p> <p align="center">2 hours and 45 minutes</p>	<p>Fri., 11/12/2010 ELEM,MS 11:00 AM to 1:45 PM Room: BALLROOM E1</p> <p align="center">"Wired" and "Plastered" (sculptures) (Curriculum)</p> <p>Presenter(s): Pam Arnold</p> <p>We will have a hands-on wire sculpture project that covers human proportion and action. Drawing skills to building the "skeleton" and applying foil and plaster wrap for the form. They are great connections for math and science.</p> <p align="center">2 hours and 45 minutes</p>	<p>Fri., 11/12/2010 ELEM,ALL 11:00 AM to 1:45 PM Room: BALLROOM E2</p> <p align="center">BAM!! Give Creativity a Jolt!* (Effective Teaching Practices)</p> <p>Presenter(s): Peggy Hockman and LaRee Morris</p> <p>Join us for a hands-on, make/take exploration into ways to jolt your creativity. Make a Lunch Bag Journal, a Jewelry Box Assemblage. Play with media for a Take Away Sampler. Bring small trinkets/treasures to use in work. Expect a great time!</p> <p align="center">2 hours and 45 minutes</p>
<p>Fri., 11/12/2010 HS,MS 11:00 AM to 1:45 PM Room: BALLROOM G1</p> <p align="center">It's Hammer Time with Cold Connections* (Curriculum)</p> <p>Presenter(s): Marcella Gutierrez</p> <p>Learn an exciting metal works technique that sparks creativity and inspiration in the classroom. The challenge of joining delicate, recycled, and fragile items with metals will be discussed as well as information on how to start a class project.</p> <p align="center">2 hours and 45 minutes</p>	<p>Fri., 11/12/2010 HS,MS 11:00 AM to 1:45 PM Room: BALLROOM G2</p> <p align="center">Clay Busts (Curriculum)</p> <p>Presenter(s): Eloiese Krabbenhoft, Amanda Rocha, and Kelly Clewis</p> <p>Following a PowerPoint presentation and a video demonstration, participants will use low fire clay to create small models of facial features or create a small head over a newspaper armature.</p> <p align="center">2 hours and 45 minutes</p>	<p>Fri., 11/12/2010 MUS,HE 12:00 PM to 12:45 PM Room: 11B</p> <p align="center">Art Museums Serving w/Interdisciplinary Programs (Advocacy)</p> <p>Presenter(s): Tamytha Smith</p> <p>This session examines the Meadows Museum's multiple-visit program for 6th graders. It will serve as a point of departure for discussion about ways to develop interdisciplinary programs through community partnerships and peer-mentorship.</p> <p align="center">45 minutes</p>
<p>Fri., 11/12/2010 HS 12:00 PM to 12:45 PM Room: 12A</p> <p align="center">Student Gallery in the Classroom (Assessment)</p> <p>Presenter(s): Veronica Mariscal and Martha Herrera</p> <p>Learn new ways to create a student gallery and exhibition show in the classroom. Ways to plan and create the perfect art gallery by students for students are presented.</p> <p align="center">45 minutes</p>	<p>Fri., 11/12/2010 ELEM,MS 12:00 PM to 12:45 PM Room: 12B</p> <p align="center">The Art of Math (Curriculum)</p> <p>Presenter(s): Jennifer Pierson</p> <p>Challenge your students with motivational and innovative math inspired art! All lessons are aligned with TEKS and TAKS objectives in art and math.</p> <p align="center">45 minutes</p>	<p>Fri., 11/12/2010 MS,MUS,CBAE 12:00 PM to 12:45 PM Room: 13A</p> <p align="center">Project Calle Rojo: Exploring Indigenous Texas (Curriculum)</p> <p>Presenter(s): Alexander Freeman and Kaela Hoskings</p> <p>San Antonio students explored the changes brought on by their transition to young adulthood through a performance-based artwork. Part of Artpace's Semester Program, this initiative combines the creative talent of artists with students from area schools.</p> <p align="center">45 minutes</p>

FRIDAY MORNING

WORKSHOP SCHEDULE (Note: * indicates session is repeated at a later time)

<p>Fri., 11/12/2010 ALL 12:00 PM to 12:45 PM Room: 13B</p> <p>Art History in Italy (Curriculum)</p> <p>Presenter(s): Michelle Kraft</p> <p>This discussion shares the experience of art study abroad with university students, with a focus on Italy. Here, we explore points on developing the academic experience with the travel, as well as share tips on trip planning and logistics.</p> <p>45 minutes</p>	<p>Fri., 11/12/2010 STU,HE 12:00 PM to 12:45 PM Room: 15</p> <p>Exploring the Dual Identity of the Artist-Educator (Enrichment)</p> <p>Presenter(s): Taylor Browning</p> <p>Through questioning how other art educators balance both their artist and educator identities, one graduate student stumbled into a contemporary and historical investigation of "artist-educators."</p> <p>45 minutes</p>	<p>Fri., 11/12/2010 ELEM,ALL 12:00 PM to 12:45 PM Room: 16A</p> <p>My Art is Special* (Assessment)</p> <p>Presenter(s): Delta Jones and Tamara Vogt</p> <p>Tools and Tips of the Trade for working with Special Needs students will be presented by Adaptive Art Teachers. General art media will be adapted for specific needs of your inclusion students for meaningful art experiences.</p> <p>45 minutes</p>
<p>Fri., 11/12/2010 ALL 12:00 PM to 12:45 PM Room: 18A</p> <p>Keeping it Weird with Flash (Technology)</p> <p>Presenter(s): Anne Morrison</p> <p>Basic and intermediate Flash animation skills will be demonstrated with online resources. Lots of weird student animations will be shown.</p> <p>45 minutes</p>	<p>Fri., 11/12/2010 ALL 12:00 PM to 12:45 PM Room: 18B</p> <p>The Magic of Zentangle (Curriculum)</p> <p>Presenter(s): Gayle Bunch and Dean Rohlfing</p> <p>Experience the magic of Zentangle! This versatile technique is suitable for all learning levels. Art Teacher, Gayle Bunch, demonstrates how teachers use Zentangle to help students increase focus, build confidence, and improve manual dexterity.</p> <p>45 minutes</p>	<p>Fri., 11/12/2010 ELEM,ALL 12:00 PM to 12:45 PM Room: 18D</p> <p>Art Boot Camp-What They Didn't Tell You in School! (Effective Teaching Practices)</p> <p>Presenter(s): Beverly Fletcher and Marcia Keough</p> <p>The targeted audience for this presentation is new and alternatively certified teachers. Topics include best practices, what makes a good art teacher, class management, advocacy, budgeting on a shoestring, and make ahead tools for class.</p> <p>45 minutes</p>
<p>Fri., 11/12/2010 HS/AP 12:00 PM to 1:45 PM Room: 16B</p> <p>Incorporating Photography Into the AP 2D Portfolio (Technology)</p> <p>Presenter(s): Sherry Griffith</p> <p>Get some great ideas for photography projects to include in your students' AP 2D Design portfolios, from simple to complex! Bring your laptop with Photoshop and one digital photo file if you wish to complete a project example on site.</p> <p>1 hour and 45 minutes</p>	<p>Fri., 11/12/2010 MS,HS 12:00 PM to 1:45 PM Room: 17A</p> <p>Amazing Sculpture* (Curriculum)</p> <p>Presenter(s): Lauren Jones and Terry Balson</p> <p>Learn an exciting method of 3D construction resulting in an amazing wood-like sculpture. Explore unlimited possibilities for negative space and surface finishing! Create a mini sculpture! Lots of amazing student examples! Win completed sculpture!</p> <p>1 hour and 45 minutes</p>	<p>Fri., 11/12/2010 MS,HS 12:00 PM to 1:45 PM Room: 18C</p> <p>The Art of Trading Cards Miniature Masterpieces (Curriculum)</p> <p>Presenter(s): Angelique Hall and Rebecca Scott</p> <p>The possibilities for the use of Artist Trading Cards are endless in an art classroom. Learn to create and display ATCs in a cost effective way in this hands-on workshop. ATCs will be provided, but please bring other supplies.</p> <p>1 hour and 45 minutes</p>
<p>Fri., 11/12/2010 ELEM 12:00 PM to 1:45 PM Room: 19A</p> <p>Human Silhouettes: A Study of Kara Walker (Curriculum)</p> <p>Presenter(s): Carlos de la Garza</p> <p>A presentation of African American History month, showing how to draw the human body proportionally, with appropriate vocabulary; changing the body into a silhouette; adding clothing; and cutting and gluing.</p> <p>1 hour and 45 minutes</p>	<p>Fri., 11/12/2010 HS,MS 12:00 PM to 1:45 PM Room: 19B</p> <p>Tree of Life - School Community Art (School Climate)</p> <p>Presenter(s): Tamara Foster</p> <p>Our version of the "Tree of Life" from cultures around the world. Our installation is a loose interpretation of a grove of trees which stand 8' tall out of clay. Will demonstrate process - all participants make an object to adorn their own "Tree".</p> <p>1 hour and 45 minutes</p>	<p>Fri., 11/12/2010 ALL 12:00 PM to 1:45 PM Room: EXHIBITION HALL</p> <p>Help!! I'm Afraid to Fuse Glass in My Kiln (Curriculum)</p> <p>Presenter(s): Jacqui Bush</p> <p>In this presentation, we'll cover the basics of working with your kiln to fuse glass, including firing schedules, what glass can be used, how to program your kiln controller, and more. You will make a piece to take home and fire with firing instructions.</p> <p>1 hour and 45 minutes</p>

FRIDAY AFTERNOON

WORKSHOP SCHEDULE (Note: * indicates session is repeated at a later time)

<p>Fri., 11/12/2010 ELEM,MS,HS,MUS 1:00 PM to 1:45 PM Room: 11A</p> <p align="center">Making the Most of Your Museum Visit (Curriculum)</p> <p>Presenter(s): Bridget O'Brien, Heather White, and Danielle Stephens</p> <p>Visiting a museum is a great way to expand your students' classroom and studio learning. Explore strategies developed by the Museum of Fine Arts, Houston to improve the quality of your museum experience before, during, and after your visit.</p> <p align="center">45 minutes</p>	<p>Fri., 11/12/2010 CBAE,ALL 1:00 PM to 1:45 PM Room: 11B</p> <p align="center">Community Speaks through Children's Art (Advocacy)</p> <p>Presenter(s): Ann Marie Waltz</p> <p>The Art of Space -- UHCL Art School for Children and Young Adults. Community-based/interdisciplinary/artist-focused lessons provide an understanding and a voice for the children.</p> <p align="center">45 minutes</p>	<p>Fri., 11/12/2010 MS,HS 1:00 PM to 1:45 PM Room: 12A</p> <p align="center">Remember the Principles of Design? (Curriculum)</p> <p>Presenter(s): David A. Andrews</p> <p>Sometimes a simple mnemonic device can help you recall those vocabulary words for the structural elements of Design. This presentation can help you and your kids commit them to memory. http://sites.google.com/site/andrewsartteacher/home/principles-of-design</p> <p align="center">45 minutes</p>
<p style="writing-mode: vertical-rl; transform: rotate(180deg);">FRIDAY AFTERNOON</p> <p>Fri., 11/12/2010 HS 1:00 PM to 1:45 PM Room: 12B</p> <p align="center">Juxtapoz (Curriculum)</p> <p>Presenter(s): Trish Klenow</p> <p>Uber Contemporary! See a successful curriculum based on Juxtapoz magazine; a publication of art and culture that includes street art, skateboard design, album art, and more. FREE magazine included.</p> <p align="center">45 minutes</p>	<p>Fri., 11/12/2010 MS,HS 1:00 PM to 1:45 PM Room: 13A</p> <p align="center">Living through the Louvre (Curriculum)</p> <p>Presenter(s): Veronica Mariscal</p> <p>Bring the Louvre Museum to the class! Learn new ways to bring the Louvre Museum to the Art classroom by having students recreate sections of the Louvre!</p> <p align="center">45 minutes</p>	<p>Fri., 11/12/2010 ALL 1:00 PM to 1:45 PM Room: 13B</p> <p align="center">Art of Internment: Examining the Student Artworks (Assessment)</p> <p>Presenter(s): Gina Wenger</p> <p>This study is a thorough investigation and inventory of the artwork and other ephemera created by the school children interned in the Japanese American Internment Camps. It includes examples of children's works and interviews with surviving internees.</p> <p align="center">45 minutes</p>
<p>Fri., 11/12/2010 ELEM,ALL 1:00 PM to 1:45 PM Room: 14</p> <p align="center">Game Show (Effective Teaching Practices)</p> <p>Presenter(s): Kristina Bakke</p> <p>Come to this infomercial workshop and learn about lots of new and existing art materials. The Game Show fun starts when we give you the chance to take a prize home.</p> <p align="center">45 minutes</p>	<p>Fri., 11/12/2010 MS,HS 1:00 PM to 1:45 PM Room: 15</p> <p align="center">Got Color?* (Curriculum)</p> <p>Presenter(s): Nina Boothe</p> <p>Using intuitive design to learn color theory, your students will be able to incorporate color symbolically to communicate feelings effectively and powerfully. Learn strategies to inspire you and your students! Free lesson plans & PowerPoint!</p> <p align="center">45 minutes</p>	<p>Fri., 11/12/2010 HS/AP 1:00 PM to 1:45 PM Room: 16A</p> <p align="center">Museums: Engaging the AP Art History Student (Curriculum)</p> <p>Presenter(s): Lauren LaRocca and Jennifer Fronterhouse</p> <p>Want to engage your AP Art History students with your local museum collections? Learn how to create meaningful AP museum activities. Discussion time includes strategies to incorporate effective museum visits into your curriculum.</p> <p align="center">45 minutes</p>
<p>Fri., 11/12/2010 ALL 1:00 PM to 1:45 PM Room: 18A</p> <p align="center">Create on the Fly (Effective Teaching Practices)</p> <p>Presenter(s): Nina Hays</p> <p>Use a powerful suite of browser-based design tools. 'Bring Your Own Laptop' to edit and create images and music using free, online programs.</p> <p align="center">45 minutes</p>	<p>Fri., 11/12/2010 ALL 1:00 PM to 1:45 PM Room: 18B</p> <p align="center">Marvelous Marbleized Art (Curriculum)</p> <p>Presenter(s): Kristen DeCarlo and Stephanie Lambert</p> <p>Join us in making and taking a piece of marbleized paper by using an easy clean process. Also learn how to create professional larger marbleized paper! Lesson plans and examples will be included. First come, first served.</p> <p align="center">45 minutes</p>	<p>Fri., 11/12/2010 ELEM,MS,HS,SUPV 1:00 PM to 1:45 PM Room: 18D</p> <p align="center">VASE From Here to There and Back Again (Assessment)</p> <p>Presenter(s): Joey Doyle</p> <p>Suggestions on preparing student artwork for VASE and JrVASE events including packing 3D work for shipping, matting artwork, and preparing for the Qualification process at regional events.</p> <p align="center">45 minutes</p>

WORKSHOP SCHEDULE (Note: * indicates session is repeated at a later time)

<p>Fri., 11/12/2010 MS,HS 1:00 PM to 1:45 PM Room: BALLROOM F1</p> <p align="center">From Rock to Beast (Curriculum)</p> <p>Presenter(s): Donna Maske</p> <p>A cross-curricular lesson utilizing ELA and Science TAKS with Art TAKS. Students will complete a paper based on an animal that they choose, present the paper, and then complete a painting (3D) on a river rock. This will be a 3D animal based on their paper.</p> <p align="center">45 minutes</p>	<p>Fri., 11/12/2010 MS,HS 1:00 PM to 1:45 PM Room: BALLROOM F2</p> <p align="center">Pages and Pages of Possibilities (Curriculum)</p> <p>Presenter(s): Lacey Trevino and Karen Fox</p> <p>Turn a discarded book into a three dimensional work of art. These eye catching masterpieces can be simple or complex. Great for all levels! The possibilities are endless!</p> <p align="center">45 minutes</p>	<p>Fri., 11/12/2010 ALL 2:00 PM to 4:00 PM Room: BALLROOM D</p> <p align="center">General Session 1 (Enrichment)</p> <p>Presenter(s): Sara Hickman</p> <p>In May 2010, following in the footsteps of Willie Nelson, Sara Hickman became the Official State Musician of Texas. Since 1996, Sara has released CDs through SLEEVELESS, her independent label, where she oversees marketing, distribution, licensing and produces each CD.</p> <p align="center">2 hours</p>
<p>Fri., 11/12/2010 ALL 4:00 PM to 4:45 PM Room: 11A</p> <p align="center">"Demythifying" Art Education (Advocacy)</p> <p>Presenter(s): Melinda Mayer, Paul Bolin, and B. Stephen Carpenter</p> <p>What myths do we live by? Myth as a subject of art is familiar, but how does myth operate in art education? How are we creating new myths and altering others? This presentation will explore myths within art education and the value of examining them.</p> <p align="center">45 minutes</p>	<p>Fri., 11/12/2010 ALL 4:00 PM to 4:45 PM Room: 11B</p> <p align="center">Teachers' Choice: Top 10 Artworks at the MFAH (Curriculum)</p> <p>Presenter(s): Lindsey Smith and Jennifer Beradino</p> <p>The teachers have voted; the list is in! What are the top 10 art objects from the Museum of Fine Arts, Houston that are most loved and used by area teachers? Museum educators unveil the list complete with curriculum materials, photo CDs, and activities.</p> <p align="center">45 minutes</p>	<p>Fri., 11/12/2010 ALL 4:00 PM to 4:45 PM Room: 12A</p> <p align="center">Value of Sketchbooks in the Art Room (Effective Teaching Practices)</p> <p>Presenter(s): Isaac Thomas</p> <p>Sketchbooks are a vital resource in developing the minds of artists. Students journal emotions from daily events, take notes, plan projects, write poetry or songs and communicate privately with the teacher. A sketchbook is an artist's best friend.</p> <p align="center">45 minutes</p>
<p>Fri., 11/12/2010 MS,HS 4:00 PM to 4:45 PM Room: 13A</p> <p align="center">Yoga + Art = Love (Enrichment)</p> <p>Presenter(s): Tiffany Asha</p> <p>Share yoga with your students to expand their minds and unlock their creativity, then set them loose in the art room. We will practice yoga, and make art together. Come prepared to move your mind and body. Share with your students & experience pure joy!</p> <p align="center">45 minutes</p>	<p>Fri., 11/12/2010 HE,ALL 4:00 PM to 4:45 PM Room: 13B</p> <p align="center">A Fresh Look at John T. Biggers and His Art (Curriculum)</p> <p>Presenter(s): Olive Theisen</p> <p>Dr. Ollie J. Theisen has updated and added material to her 1996 book, THE MURALS OF JOHN T. BIGGERS. Dr. Theisen will talk about the surprising influences of Biggers's African collection on his later murals in WALLS THAT SPEAK, (UNT Press, Nov. 2010).</p> <p align="center">45 minutes</p>	<p>Fri., 11/12/2010 HS/AP 4:00 PM to 4:45 PM Room: 16A</p> <p align="center">College Board AP Studio Art Panel Discussion:Cons* (Assessment)</p> <p>Presenter(s): Barry Lucy, Jacie Moore, and Cindy Sommerman</p> <p>AP Studio Art Consultants and Readers will discuss 2010 exam reading and answer AP teacher questions.</p> <p align="center">45 minutes</p>
<p>Fri., 11/12/2010 ALL 4:00 PM to 4:45 PM Room: 16B</p> <p align="center">April Art for Home-Schooled Students (Curriculum)</p> <p>Presenter(s): Michelle Kraft, Rodger Pringle, Cliff Wilke, Stacey Tucker, and Jessica Murphy</p> <p>This session shares the Lubbock Christian University Student Art Education Association's experience with its April Art Lessons, a program in which LCU Art students develop and teach TEKS-based art lessons to home-schooled students using a DBAE approach.</p> <p align="center">45 minutes</p>	<p>Fri., 11/12/2010 ALL 4:00 PM to 4:45 PM Room: 18A</p> <p align="center">Engaging Students through Digital Textbooks (Technology)</p> <p>Presenter(s): Nancy Walkup and Robb Sandagata</p> <p>Learn how to use digital textbooks with Nancy Walkup and Robb Sandagata. Discover how web-based e-Lesson Planners, e-Portfolios, and e-Communities can maximize your curriculum and strengthen your art program.</p> <p align="center">45 minutes</p>	<p>Fri., 11/12/2010 ALL 4:00 PM to 4:45 PM Room: 18B</p> <p align="center">Throwing Creativity in the Trash is a Good Thing (Effective Teaching Practices)</p> <p>Presenter(s): Cindy Hasio</p> <p>Using creativity to make art from objects that would normally be thrown in the trash such as magazines, newspaper, foam, aluminum cans and other found objects can inspire students to become more consciously aware of how to conserve the environment.</p> <p align="center">45 minutes</p>

FRIDAY AFTERNOON

WORKSHOP SCHEDULE (Note: * indicates session is repeated at a later time)

<p>Fri., 11/12/2010 ELEM 4:00 PM to 4:45 PM Room: 18D</p> <p align="center">Soundscape for a Painting* (Curriculum)</p> <p>Presenter(s): Tamra Alami</p> <p>Soundscape for a painting is to describe the painting without using words. It is how your body responds or moves toward a painting and the sounds you associate with that painting. Think of the painting as sound. BRING A MEMORY STICK FOR A COPY OF PPT or your email address.</p> <p align="center">45 minutes</p>	<p>Fri., 11/12/2010 ELEM,STU 4:00 PM to 4:45 PM Room: 19A</p> <p align="center">Journals and Back-Up Projects (Effective Teaching Practices)</p> <p>Presenter(s): Lee Tyler Darter</p> <p>What to do when they say "I'm done". Making hand made books and journals and other helpful back-up projects to keep students on task and focused on art.</p> <p align="center">45 minutes</p>	<p>Fri., 11/12/2010 MS,HS,HE 4:00 PM to 4:45 PM Room: 19B</p> <p align="center">Brass and Leather* (Curriculum)</p> <p>Presenter(s): Leslie Booth and Mitzi Fritzke</p> <p>Using Aqua-Flo brushes and bleach we show you how to create amazing and beautiful designs on paper and textiles.</p> <p align="center">45 minutes</p>
<p style="writing-mode: vertical-rl; transform: rotate(180deg);">FRIDAY AFTERNOON</p> <p>Fri., 11/12/2010 ELEM,MS,CBAE,STU 4:00 PM to 4:45 PM Room: BALLROOM E1</p> <p align="center">Murals and Marvelous Art Room Mayhem (Curriculum)</p> <p>Presenter(s): Susan Bishara and Johanna Belwood</p> <p>Join the fun duo of Susan "Ms. Art" and Johanna "Banana" as we discuss Mural making with students K-5th. Participants will learn fun class and mural ideas as they participate in making a peeled crayon mural-come away with a fresh look at group projects!</p> <p align="center">45 minutes</p>	<p>Fri., 11/12/2010 MS,HS 4:00 PM to 4:45 PM Room: BALLROOM E2</p> <p align="center">How to Make Art History a Blast from the Past (Effective Teaching Practices)</p> <p>Presenter(s): Susan Ferris, Janie Smith, Kendra Slaughter, and S'Lena Hinojosa</p> <p>This workshop will present a fast, easy, and fun way to teach art history. A DVD of images/facts will be included. A hands-on activity will demonstrate how to make an art history book.</p> <p align="center">45 minutes</p>	<p>Fri., 11/12/2010 MS,HS 4:00 PM to 4:45 PM Room: EXHIBITION HALL</p> <p align="center">Papier Mache Pulp Head Sculpture (Curriculum)</p> <p>Presenter(s): Diane King and Sherry Griffith</p> <p>A detailed Powerpoint of the lesson plan and student examples will be provided. Due to the messy nature of the project, I will do a demonstration with the materials.</p> <p align="center">45 minutes</p>
<p>Fri., 11/12/2010 ELEM,MS,HS,STU 4:00 PM to 5:45 PM Room: 12B</p> <p align="center">Incorporating Latino Art into Your Curriculum (Curriculum)</p> <p>Presenter(s): Stacy Fuller</p> <p>Make American art relevant to your students and curriculum by incorporating Latino artists from the Amon Carter Museum's collection. Participants will receive CDs of digital images, image guides, and classroom activities.</p> <p align="center">1 hour and 45 minutes</p>	<p>Fri., 11/12/2010 CBAE,ELEM,MS,HS 4:00 PM to 5:45 PM Room: 15</p> <p align="center">Step Up's Reuse Action Project (Advocacy)</p> <p>Presenter(s): Mary Cantu</p> <p>This project is devoted to supporting San Antonio's arts community and schools through environmental consciousness. Our goal is to provide a steady supply of materials to increase the creative and cultural energy of San Antonio.</p> <p align="center">1 hour and 45 minutes</p>	<p>Fri., 11/12/2010 MS,HS 4:00 PM to 5:45 PM Room: 17A</p> <p align="center">Amazing Sculpture (Curriculum)</p> <p>Presenter(s): Lauren Jones and Terry Balson</p> <p>Learn an exciting method of 3D construction resulting in an amazing wood-like sculpture. Explore unlimited possibilities for negative space and surface finishing! Create a mini sculpture! Lots of amazing student examples! Win completed sculpture!</p> <p align="center">1 hour and 45 minutes</p>
<p>Fri., 11/12/2010 ALL 4:00 PM to 5:45 PM Room: 17B</p> <p align="center">Zentangle For Stress Relief, Focus and Creativity (Enrichment)</p> <p>Presenter(s): Angela Vangalis</p> <p>Participants will create a Zentangle by drawing specific patterns, using a pencil, pen and a Zentangle paper tile. Participants will leave with a sense of accomplishment and a completed tile. See samples at: www.avgraphics.net/zentangle/studentwork.html.</p> <p align="center">1 hour and 45 minutes</p>	<p>Fri., 11/12/2010 ALL 4:00 PM to 5:45 PM Room: 18C</p> <p align="center">Unlocking the Connection of Missions and Presidios (Curriculum)</p> <p>Presenter(s): Deborah Sims and Julie Phillips</p> <p>Participants learn about their commonalities and differences. Their architecture is a source of history around the Southwest. Basic techniques in printmaking with emphasis on collographs. Participants will take home a packet of useful materials.</p> <p align="center">1 hour and 45 minutes</p>	<p>Fri., 11/12/2010 MS,HS 4:00 PM to 5:45 PM Room: BALLROOM F1</p> <p align="center">Simple Serigraphy (Curriculum)</p> <p>Presenter(s): Elizabeth Zepeda, Jessica Jones Gonzales, and Kelly Greene</p> <p>Serigraphs made simple using silkscreens and water-based inks. So many print variations can be created with one simple screen. A great way for students to create multiple variations and build their portfolios. See the endless possibilities.</p> <p align="center">1 hour and 45 minutes</p>

WORKSHOP SCHEDULE (Note: * indicates session is repeated at a later time)

<p>Fri., 11/12/2010 ELEM,MS,HS 4:00 PM to 5:45 PM Room: BALLROOM F2</p> <p align="center">3D Thiebaut/Different Twist to Papier Mache (Curriculum)</p> <p>Presenter(s): Deanna Smith, Christine Adams, and Cassie Appleby</p> <p>Combine Wayne Thiebaut and papier mache with this fun food project. Cakes, cupcakes, ice cream sundaes, and chocolate chip cookies!</p> <p align="center">1 hour and 45 minutes</p>	<p>Fri., 11/12/2010 HS 4:00 PM to 5:45 PM Room: BALLROOM G1</p> <p align="center">Clay, Wires and Sticks* (Curriculum)</p> <p>Presenter(s): Mary Kay Huff and Martha Kiel</p> <p>Participants will learn transfer techniques on to polymer clay. They will combine transfer techniques, polymer clay, wire and sticks to complete a work of art that includes its own easel.</p> <p align="center">1 hour and 45 minutes</p>	<p>Fri., 11/12/2010 HS,MS 4:00 PM to 5:45 PM Room: BALLROOM G2</p> <p align="center">Recycled Materials and Sculpture (Curriculum)</p> <p>Presenter(s): Tamara Foster</p> <p>Sculpture possibilities are endless if you allow yourself the freedom to remake discards and trash! Hands-on experience with a variety of lesson plans.</p> <p align="center">1 hour and 45 minutes</p>
<p>Fri., 11/12/2010 ALL 4:00 PM to 6:45 PM Room: 14</p> <p align="center">Art from the Streets Documentary (Curriculum)</p> <p>Presenter(s): Robyn Turner and Layton Blaylock</p> <p>Meet the videographer and enjoy a complimentary viewing of the award-winning documentary, "Art from the Streets", showcasing the lives of four homeless artists and the amazing annual art sale, held within walking distance of the TAEA conference!</p> <p align="center">2 hours and 45 minutes</p>	<p>Fri., 11/12/2010 ALL 4:30 PM to 6:00 PM Room: BALLROOM D</p> <p align="center">Prismacolor Products from Beginner to Professional (Curriculum)</p> <p>Presenter(s): Shelley Minnis</p> <p>These art tools allow your students a chance to do more than just draw...they offer them a chance to CREATE! Join this session for tips & techniques for beginners thru advanced with lots of samples & doorprizes that are not "WEIRD" they are "WONDERFUL"!</p> <p align="center">1 hour and 30 minutes</p>	<p>Fri., 11/12/2010 MUS,HE 5:00 PM to 5:45 PM Room: 12A</p> <p align="center">Junior League Involvement in Art Museum Education* (Advocacy)</p> <p>Presenter(s): Elizabeth Roath</p> <p>An examination of the history of the 70 year partnership between the Junior League and art museum education departments, this session offers a look at the involvement this philanthropic organization has provided art museums in the role of volunteer docent.</p> <p align="center">45 minutes</p>
<p>Fri., 11/12/2010 ALL 5:00 PM to 5:45 PM Room: 13A</p> <p align="center">Acting Out in the Art Room (Classroom Management)</p> <p>Presenter(s): Teri Evans-Palmer and Marguerite McCarthy</p> <p>Struggling with classroom management, student behavior, and instructional efficacy? Gain control of your instructional environment. Practice your improvisational skills with other teachers as they respond to challenging, real-life art class scenarios.</p> <p align="center">45 minutes</p>	<p>Fri., 11/12/2010 HS/AP 5:00 PM to 5:45 PM Room: 16A</p> <p align="center">Structure to Strengthen your AP Students' Success* (Effective Teaching Practices)</p> <p>Presenter(s): Shelly Hye</p> <p>Learn tips for structuring and organizing your AP Studio class in areas such as assessment, critique, advocacy, calendar, deadlines, exhibitions, feedback, and more. Helping your students complete an AP portfolio in one year is tough, but it can be done!</p> <p align="center">45 minutes</p>	<p>Fri., 11/12/2010 ALL 5:00 PM to 5:45 PM Room: 16B</p> <p align="center">The Border Wall: How, Why and What Next? (School Climate)</p> <p>Presenter(s): Melina Martinez</p> <p>The United States-Mexican Border Fence; education, awareness, discussion, critical questioning and creative expression serve as a ripe setting for bridging borders, crossing cultural boundaries and speaking when others want nothing more than silence.</p> <p align="center">45 minutes</p>
<p>Fri., 11/12/2010 ALL 5:00 PM to 5:45 PM Room: 18A</p> <p align="center">Blogging: Improving Student Learning in Art (Technology)</p> <p>Presenter(s): Diane Gregory</p> <p>Participants will learn how to create a WordPress blog to improve student learning & take the art classroom into the homes and after-school lives of their students & parents.</p> <p align="center">45 minutes</p>	<p>Fri., 11/12/2010 ALL 5:00 PM to 5:45 PM Room: 18B</p> <p align="center">The "Art" of Cooperative Learning and Sculpture (Effective Teaching Practices)</p> <p>Presenter(s): Bobbette M. Morgan and Ruth A. Keitz</p> <p>Join us to learn a way to use sculpture and teach the concepts of realistic and abstract. This approach will increase your students' achievement and retention of new material. How-to of cooperative learning will be addressed. Learn by doing!</p> <p align="center">45 minutes</p>	<p>Fri., 11/12/2010 ELEM 5:00 PM to 5:45 PM Room: 18D</p> <p align="center">Simple and Successful K-1+ (Effective Teaching Practices)</p> <p>Presenter(s): Kim Temple</p> <p>Take "mystery" out of K-1 with tried and true successful projects, classroom management tips. Facilitate imagination, self-expression; art skills/techniques, vocabulary, based on BEST children's literature. Powerpoint, examples, lesson plans.</p> <p align="center">45 minutes</p>

FRIDAY AFTERNOON

WORKSHOP SCHEDULE (Note: * indicates session is repeated at a later time)

<p>Fri., 11/12/2010 ELEM,MS 5:00 PM to 5:45 PM Room: EXHIBITION HALL</p> <p align="center">Giacometti Foil Sculptures* (Curriculum)</p> <p>Presenter(s): Deborah Laude</p> <p>Looking for a fun and inexpensive sculpture lesson? This foil sculpture lesson inspired by Alberto Giacometti will bring out the talent and creativity for your tactile artists and makes a terrific art display.</p> <p align="center">45 minutes</p>	<p>Fri., 11/12/2010 ELEM,MS,HS 5:00 PM to 6:45 PM Room: 11A</p> <p align="center">Sing It, Don't Say It! (Effective Teaching Practices)</p> <p>Presenter(s): Kasi Kennedy</p> <p>Get those rules, procedures and guidelines remembered by your students! Tired of repeating yourself? A catchy tune can make any direction something to remember. Learning a few ready-made songs and creating some new ones is what this workshop is about!</p> <p align="center">1 hour and 45 minutes</p>	<p>Fri., 11/12/2010 ELEM,MS 5:00 PM to 6:45 PM Room: 19A</p> <p align="center">Mondrianis/Dubuffets - Flat, Hung, or Standing (Curriculum)</p> <p>Presenter(s): Renee Lieber</p> <p>Focus on: Mondrian and Dubuffet. Demonstration creating both geometric/irregular forms with clay or cardboard construction; use of lines/tapes to create "geometric spaces" on irregular forms, contrasting: lines, shapes, forms, colors, against neutral backgrounds.</p> <p align="center">1 hour and 45 minutes</p>
<p>Fri., 11/12/2010 ELEM 5:00 PM to 6:45 PM Room: 19B</p> <p align="center">Positive Outcomes In Negative Space (Curriculum)</p> <p>Presenter(s): Norma Jean Moore, Kellye Foret, and Sarah Shore</p> <p>Explore the art element of negative space. View images that influenced the three lessons, along with products the student produced. Deconstructed Snowflakes, Polish Folk Art Tree of Life, and Faux Gaudi.</p> <p align="center">1 hour and 45 minutes</p>	<p>Fri., 11/12/2010 ELEM,ALL 5:00 PM to 6:45 PM Room: BALLROOM E1</p> <p align="center">Wired Assemblages (Curriculum)</p> <p>Presenter(s): Joanne Doll and Laura Kaarlsen</p> <p>Members will construct a wire armature of the human form with body proportion in mind. They will then cover the armature with masking tape to fill in the form. Once complete, details will be added with collage methods, including magazines and found objects.</p> <p align="center">1 hour and 45 minutes</p>	<p>Fri., 11/12/2010 ELEM 5:00 PM to 6:45 PM Room: BALLROOM E2</p> <p align="center">Mardi Gras Mania (Curriculum)</p> <p>Presenter(s): Debbie Nethery</p> <p>I will do a presentation on making Mardi Gras masks. We will supply the following supplies- posterboard masks, paint, glitter and feathers. We will supply the traditions of Mardi Gras and supply the directions and patterns for the masks.</p> <p align="center">1 hour and 45 minutes</p>
<p>Fri., 11/12/2010 HE,STU 6:00 PM to 6:45 PM Room: 12A</p> <p align="center">Both Sides Now: Art Teacher Development (Effective Teaching Practices)</p> <p>Presenter(s): Amanda Allison and Libby Cook</p> <p>This workshop will compare my experience of mentoring a preservice art teacher through her first year and her experience becoming an art teacher.</p> <p align="center">45 minutes</p>	<p>Fri., 11/12/2010 MS,ELEM,HS,MUS,CBAE,STU 6:00 PM to 6:45 PM Room: 12B</p> <p align="center">Themes for Teaching with African Art (Curriculum)</p> <p>Presenter(s): Shannon Karol</p> <p>Bring African art to life in your classroom! This session will use works of art from the Dallas Museum of Art to present themes, questions, and experiences to help students make connections between African art and traditions and their lives today.</p> <p align="center">45 minutes</p>	<p>Fri., 11/12/2010 ELEM,MS 6:00 PM to 6:45 PM Room: 13A</p> <p align="center">So You Think You Saw What Happened? (Curriculum)</p> <p>Presenter(s): Lynne Buchanan and Kyla Schooling</p> <p>In a fast paced world we are often guilty of ignoring details. This session will show how to get students interested in details by looking at works of art then visiting a 'mock' crime scene and reproducing it as art based upon what they saw.</p> <p align="center">45 minutes</p>
<p>Fri., 11/12/2010 ALL 6:00 PM to 6:45 PM Room: 15</p> <p align="center">Mural Creation (Curriculum)</p> <p>Presenter(s): Brittany Fitzgerald</p> <p>I will walk the audience through the process of creating a mural including planning, preparation, supplies, organization, drawing, painting, coordinating with campus staff, installation, and orchestrating a reception and mural unveiling for the community.</p> <p align="center">45 minutes</p>	<p>Fri., 11/12/2010 HS,MS 6:00 PM to 6:45 PM Room: 16B</p> <p align="center">3D Anaglyph Photography (Technology)</p> <p>Presenter(s): Ralph Howell</p> <p>Make 3D anaglyph photos using any digital camera and free software. Surreal 3D lesson plan included. Red/Blue 3D glasses will be given to participants.</p> <p align="center">45 minutes</p>	<p>Fri., 11/12/2010 ALL 6:00 PM to 6:45 PM Room: 17A</p> <p align="center">Mad About Clay (Curriculum)</p> <p>Presenter(s): Kim Lovelace and Patti Beck</p> <p>Learn to create easy hollow spheres out of clay to turn into dinosaur eggs or mad balls. You will walk out of the workshop with a finished piece just waiting for your kiln. This will be great for all ages.</p> <p align="center">45 minutes</p>

FRIDAY EVENING

WORKSHOP SCHEDULE (Note: * indicates session is repeated at a later time)

<p>Fri., 11/12/2010 ALL 6:00 PM to 6:45 PM Room: 18A</p> <p align="center">Digital Collaboration (Technology)</p> <p>Presenter(s): Joel Colosimo</p> <p>Attendees will learn why interdisciplinary instruction is both effective and necessary to all subjects. They will also learn, and experience how technology can be used to exchange culture, ideas, and artistic points of view to enhance learning.</p> <p align="center">45 minutes</p>	<p>Fri., 11/12/2010 HS,MS 6:00 PM to 6:45 PM Room: 18B</p> <p align="center">Fear No Printmaking! (Curriculum)</p> <p>Presenter(s): Cindi Garrett</p> <p>Experience the perfect printmaking project for your classroom! No Fail Linocut strategies and your kids will love 'em! Meet all four TEKS strands, produce an edition of 10, incorporate technology throughout, and have the students teaching for you.</p> <p align="center">45 minutes</p>	<p>Fri., 11/12/2010 ELEM,STU 6:00 PM to 6:45 PM Room: 18C</p> <p align="center">Travel the World through Art (Curriculum)</p> <p>Presenter(s): Debbie Pruitt and Karen Krueger</p> <p>Pack your suitcase with piles of ideas from around the world. Leave with a collection of lessons and samples to use in your classroom. Many of the lessons will have cross-curricular connections.</p> <p align="center">45 minutes</p>
<p>Fri., 11/12/2010 ALL 6:00 PM to 6:45 PM Room: 18D</p> <p align="center">Good Luck Hands=Good Luck Projects (Curriculum)</p> <p>Presenter(s): Sherry Snowden</p> <p>The Khamsa (hand) has long represented blessings, power and strength. Audiences will learn about several fun and creative Khamsa projects that are appropriate and successful for all ages of students.</p> <p align="center">45 minutes</p>	<p>Fri., 11/12/2010 ALL 6:00 PM to 7:45 PM Room: 13B</p> <p align="center">Multi-age Schools and Art Class: Results for Texas (Advocacy)</p> <p>Presenter(s): Jeffrey Broome</p> <p>Some schools are reorganizing traditional grade levels into mixed-age classes, possibly impacting art teachers working at these sites. This presentation shares research on this subject and the need for identifying multi-age schools interested in training.</p> <p align="center">1 hour and 45 minutes</p>	<p>Fri., 11/12/2010 ALL 6:00 PM to 7:45 PM Room: BALLROOM F1</p> <p align="center">Glass Fusion Magic (Curriculum)</p> <p>Presenter(s): Connie Speer</p> <p>Learn the basics of glass fusing and make 2 projects. Learn how to offer in your classroom safely and cost effectively!</p> <p align="center">1 hour and 45 minutes</p>
<p>Fri., 11/12/2010 MS 6:00 PM to 7:45 PM Room: BALLROOM F2</p> <p align="center">Inexpensive Sketchbooks and Daily Warm-Ups (Effective Teaching Practices)</p> <p>Presenter(s): Stephanie Walton and Loren Gardner</p> <p>Routine is necessary in the art classroom. Find out how two art teachers create and use daily sketchbooks and see examples of daily warm-ups and how they are used for their students' final exams. Make and take home your own inexpensive sketchbook.</p> <p align="center">1 hour and 45 minutes</p>	<p>Fri., 11/12/2010 HE 6:00 PM to 8:45 PM Room: 11B</p> <p align="center">Art Education Research in the State of Texas (Effective Teaching Practices)</p> <p>Presenter(s): Paul Bolin</p> <p>A wide variety of engaging research in art education is occurring in higher education throughout the state of Texas. Hear what researchers have to say about their ongoing investigations.</p> <p align="center">2 hours and 45 minutes</p>	<p>Fri., 11/12/2010 HS/AP 6:00 PM to 8:45 PM Room: 16A</p> <p align="center">Successful AP Portfolios Strategies (Effective Teaching Practices)</p> <p>Presenter(s): Tamera Westervelt</p> <p>Successful alignment of Pre-AP classes to improve student success in the AP Studio Portfolios. Examples of student work, management strategies for working with digital files to track individual student progress will be shared.</p> <p align="center">2 hours and 45 minutes</p>
<p>Fri., 11/12/2010 ELEM,MS,HS,ALL 6:00 PM to 8:45 PM Room: 17B</p> <p align="center">Narrative Clay Corners (Curriculum)</p> <p>Presenter(s): Kathie Walker-Millar and Amanda Baldwin</p> <p>We will construct clay corners of rooms, so let your imagination soar as we memorialize our memories, family stories, pets, furniture, Christmas tree, doors, and toys in that special or crazy corner of your room. Limited to 20 participants.</p> <p align="center">2 hours and 45 minutes</p>	<p>Fri., 11/12/2010 ALL 6:00 PM to 8:45 PM Room: BALLROOM G1</p> <p align="center">Acrylic Beauty on a Budget w/ an Eye to the Planet (Curriculum)</p> <p>Presenter(s): Michael Richeson and Sharlena Wood</p> <p>With the "abstracted landscape" theme, working with student acrylics, Produce rich surfaces with depth and textures with emphasis on being environmentally and budget conscious. Acrylic paints and other materials included.</p> <p align="center">2 hours and 45 minutes</p>	<p>Fri., 11/12/2010 HS,ALL 6:00 PM to 8:45 PM Room: BALLROOM G2</p> <p align="center">Being Your Own Critic; Who Are You Really? (Assessment)</p> <p>Presenter(s): LaRee Morris and Peggy Hockman</p> <p>"Every act of creation is first an act of destruction." ~Pablo Picasso. Learning is a process of self-discovery and trial and error. Come learn about yourself through the development of a reflective, mix-media, watercolor.</p> <p align="center">2 hours and 45 minutes</p>

WORKSHOP SCHEDULE (Note: * indicates session is repeated at a later time)

<p>Fri., 11/12/2010 HS,MS 6:00 PM to 8:45 PM Room: EXHIBITION HALL</p> <p align="center">Mixed Media Madness (Curriculum)</p> <p>Presenter(s): Rhonda Reiman</p> <p>Come lose control with an extended 3' brush and explore a new technique while having fun with lots of mixed media. Various mediums will be used: bleach, tissue paper, acrylic, different drawing mediums. Strict limit of 30 participants.</p> <p align="center">2 hours and 45 minutes</p>	<p>Fri., 11/12/2010 HE 7:00 PM to 7:45 PM Room: 11A</p> <p align="center">E-portfolios:Challenges, Rewards and Possibilities (Technology)</p> <p>Presenter(s): Christina Bain, Nadine Kalin, and D. Jack Davis</p> <p>Discussants will share challenges and rewards pertaining to how and why e-portfolios have been integrated into art education programs. E-portfolios can serve multiple purposes, ranging from assessment to employment tools.</p> <p align="center">45 minutes</p>	<p>Fri., 11/12/2010 ALL 7:00 PM to 7:45 PM Room: 12A</p> <p align="center">Bottle Cap Rings (Curriculum)</p> <p>Presenter(s): Robbyne Teel</p> <p>Come learn how to create several different types of Bottle Cap Jewelry. You will be able to create your own ring and everyone will be able to download the lesson and PowerPoints and example photos from my website.</p> <p align="center">45 minutes</p>
<p style="writing-mode: vertical-rl; transform: rotate(180deg);">FRIDAY EVENING</p> <p>Fri., 11/12/2010 HS 7:00 PM to 7:45 PM Room: 12B</p> <p align="center">Motivate the Unusual! (Effective Teaching Practices)</p> <p>Presenter(s): Martha Herrera and Ariadne Nava</p> <p>A compilation of art activities and scenarios with the purpose to stimulate creativity in the art classroom; based on the book "Art Synectics" by Nicholas Roukes and other sources. The presentation touches themes like analogy, myths, and paradox.</p> <p align="center">45 minutes</p>	<p>Fri., 11/12/2010 HS 7:00 PM to 7:45 PM Room: 13A</p> <p align="center">You Asked for It...We Brought It!* (Curriculum)</p> <p>Presenter(s): Dave Mason</p> <p>Tired of not-so-great workshops? So were we and we came to fix it with 5 brand new projects from Art 1 to AP in drawing and sculptural media. Handouts, slideshow, and instructions provided.</p> <p align="center">45 minutes</p>	<p>Fri., 11/12/2010 ALL 7:00 PM to 7:45 PM Room: 15</p> <p align="center">How to Build(Architecture) Skyscrapers and Houses (Curriculum)</p> <p>Presenter(s): Moses Adams</p> <p>This presentation is geared toward learning to build skyscrapers and houses out of found materials.</p> <p align="center">45 minutes</p>
<p>Fri., 11/12/2010 ALL 7:00 PM to 7:45 PM Room: 18A</p> <p align="center">Free and Open Source Software (Technology)</p> <p>Presenter(s): Nina Hays and Jackie Brewer</p> <p>Not every teacher has the pricey industry standard software at school. Come learn about Free and Open Source software that you can use in your classroom. You can bring your own laptop to follow along, but it is not necessary.</p> <p align="center">45 minutes</p>	<p>Fri., 11/12/2010 ALL 7:00 PM to 8:45 PM Room: 14</p> <p align="center">E-Portfolio & E-Assessment for TAEA (Technology)</p> <p>Presenter(s): Dani Pontus and Linda Fleetwood</p> <p>As the State moves toward assessment in all content areas, art teachers will be ready! Come become a part of a statewide E-Portfolio and E-Assessment Pilot that allows you to have an account with DIGIcation and build student E-Portfolios. User friendly!</p> <p align="center">1 hour and 45 minutes</p>	<p>Fri., 11/12/2010 ALL 7:00 PM to 8:45 PM Room: 16B</p> <p align="center">Houston Art Car Parade: Step-by-Step (Curriculum)</p> <p>Presenter(s): Cavan Leerkamp</p> <p>As a first-time participant, I will present my fantastic experience with a student created car in the Houston Art Car Parade. We will cover everything from fundraising to brainstorming and creating.</p> <p align="center">1 hour and 45 minutes</p>
<p>Fri., 11/12/2010 HS,MS 7:00 PM to 8:45 PM Room: 17A</p> <p align="center">Deconstruction Book Heaven (Curriculum)</p> <p>Presenter(s): Trish Klenow</p> <p>A successful altered book lesson for every letter of the alphabet. Explore the presenter's website with examples and instructions; peruse a stack of finished deconstruction books and participate in a quick make and take.</p> <p align="center">1 hour and 45 minutes</p>	<p>Fri., 11/12/2010 HS,ELEM,MS,HE,STU 7:00 PM to 8:45 PM Room: 18B</p> <p align="center">The Art of Colored Pencil (Curriculum)</p> <p>Presenter(s): Kristen Derstein</p> <p>Colored pencil is often an under appreciated art. This class reminds you how amazing this medium can be. We will demonstrate, showing tips and techniques for use with the Lyra oil based colored pencils. Come and rediscover this beautiful art form!</p> <p align="center">1 hour and 45 minutes</p>	<p>Fri., 11/12/2010 ALL 7:00 PM to 8:45 PM Room: 18C</p> <p align="center">Turning Tessellations (Curriculum)</p> <p>Presenter(s): Cindy Kling</p> <p>Participants will use an equilateral triangle and a manila folder to create a 3-D tessellation that turns to display 4 different works of art. Participants will receive lesson plans that show ways to adapt this activity to all age and skill levels.</p> <p align="center">1 hour and 45 minutes</p>

WORKSHOP SCHEDULE (Note: * indicates session is repeated at a later time)

<p>Fri., 11/12/2010 ELEM 7:00 PM to 8:45 PM Room: 19A</p> <p align="center">Dias de los Muertos K-5 Unit Plan (Curriculum)</p> <p>Presenter(s): Stephanie Schmid and Jenifer Ober</p> <p>This will be a hands-on workshop in which we will present ready to go lesson plans for each grade level K-5 so as participants will leave with an example and a set of lessons they can do with the entire school.</p> <p align="center">1 hour and 45 minutes</p>	<p>Fri., 11/12/2010 HS 7:00 PM to 8:45 PM Room: 19B</p> <p align="center">Basic Acrylic Color Mixing (Curriculum)</p> <p>Presenter(s): Beth Wild</p> <p>Red and blue can make purple!! Using a new limited palette to create a full spectrum of colors, it's cost effective and currently being used at a number of universities. This seminar has been presented at VASE events, and the students loved it. This color system works great.</p> <p align="center">1 hour and 45 minutes</p>	<p>Fri., 11/12/2010 ELEM,ALL 7:00 PM to 8:45 PM Room: BALLROOM E1</p> <p align="center">Packing Tape Sculptures (Curriculum)</p> <p>Presenter(s): Karen Flood</p> <p>Show teachers how to use clear packing tape to make sculptures. I will show them life sized sculptures that my students made during school.</p> <p align="center">1 hour and 45 minutes</p>
<p>Fri., 11/12/2010 HS,MS 7:00 PM to 8:45 PM Room: BALLROOM E2</p> <p align="center">Design Cubes and Contour/Cross Contour Faces* (Curriculum)</p> <p>Presenter(s): Robert W. Parker</p> <p>Using the 'cube' as a starting point, you will create images on all six sides utilizing the elements and principles of design. Contour/Cross Contour Faces with a twist. Handouts available.</p> <p align="center">1 hour and 45 minutes</p>	<p>Fri., 11/12/2010 HS,CBAE 8:00 PM to 8:45 PM Room: 11A</p> <p align="center">History and Outlook on Careers in Art and Design (Curriculum)</p> <p>Presenter(s): Andrea Oleniczak</p> <p>Learn about the historical foundations and the future outlook of careers in art and design. The information provided will assist you in supporting your student's choice in pursuing creative careers with parents and guidance counselors.</p> <p align="center">45 minutes</p>	<p>Fri., 11/12/2010 MS 8:00 PM to 8:45 PM Room: 12B</p> <p align="center">Aligning the Visual Art TEKS with the CORE TEKS (Curriculum)</p> <p>Presenter(s): Jennifer Hartman</p> <p>Get a valuable tool to integrate your curriculum and get credit for it with parents and administrators! This alignment is based on my master's thesis research and will provide you with sample lesson plans and charts for the planning process.</p> <p align="center">45 minutes</p>
<p>Fri., 11/12/2010 ELEM,ALL 8:00 PM to 8:45 PM Room: 13A</p> <p align="center">Iconology Loves Technology at Amon Carter Museum (Technology)</p> <p>Presenter(s): Nancy Strickland</p> <p>Learn to integrate a museum's technology-based resources, including online teaching guides, bookmarking sites, and interactive video conferences into your classroom. Get the tools to join iconology and technology to enliven almost any course content.</p> <p align="center">45 minutes</p>	<p>Fri., 11/12/2010 ELEM,ALL 8:00 PM to 8:45 PM Room: 13B</p> <p align="center">My Recorder Is Stuck on Repeat (Effective Teaching Practices)</p> <p>Presenter(s): Avis McMullen</p> <p>Are you tired of giving the same directive over and over? Find ways to break the cycle and expect compliance after the first request. This saves teaching time and provides respect for the student and the teacher.</p> <p align="center">45 minutes</p>	<p>Fri., 11/12/2010 MS,ALL 8:00 PM to 8:45 PM Room: 15</p> <p align="center">Strategies for Planning Engaging Art Experiences (Effective Teaching Practices)</p> <p>Presenter(s): Carrie Markello</p> <p>What strategies can be used to plan engaging classroom experiences? How does inquiry based learning enable learning about and making art? Explore answers to these questions to identify effective strategies for planning meaningful, engaging art instruction.</p> <p align="center">45 minutes</p>
<p>Fri., 11/12/2010 HS,MS,SUPV,HE 8:00 PM to 8:45 PM Room: 18A</p> <p align="center">Studio Art & Digital Art - Making the Connection (Technology)</p> <p>Presenter(s): Gregory Giles</p> <p>Presenting to understand the importance of developing STRONG studio art skills & transferring them to multiple uses with computer graphic software. Preparing students for art career survival in the new millennium. Samples and lessons provided!</p> <p align="center">45 minutes</p>	<p>Fri., 11/12/2010 HS,MS 8:00 PM to 8:45 PM Room: 18D</p> <p align="center">What Do You Teach the 1st Week of School? (Classroom Management)</p> <p>Presenter(s): David A. Andrews</p> <p>It can be tough to capture the hearts of every student that walks through your door the first week of school. These lessons can help get kids excited about art right away. http://sites.google.com/site/andrewsartteacher/home/lesson-plans</p> <p align="center">45 minutes</p>	<p align="center">WATCH YOUR EMAIL FOR THE CONFERENCE EVALUATION INFORMATION.</p>

FRIDAY EVENING

WORKSHOP SCHEDULE (Note: * indicates session is repeated at a later time)

<p>Sat., 11/13/2010 ELEM,HS,ALL 8:00 AM to 8:45 AM Room: 11A</p> <p align="center">Texas Governor's School in Arts Humanities (Enrichment)</p> <p>Presenter(s): B. Stephen Carpenter</p> <p>Learn about a summer program in arts, humanities, and leadership at Texas A&M University for 11th and 12th graders. Faculty and staff will present an overview of the program and highlights from the past two years. Application information will be provided.</p> <p align="center">45 minutes</p>	<p>Sat., 11/13/2010 HS 8:00 AM to 8:45 AM Room: 11B</p> <p align="center">Serving Up Art History - Judy Chicago Style (Curriculum)</p> <p>Presenter(s): Martha Anne Kuntz</p> <p>Participants involve students in making art history informative and fun through recreating Judy Chicago's Dinner Party. The presentation includes lesson plans and student examples for instruction from Art 1 to AP Art History.</p> <p align="center">45 minutes</p>	<p>Sat., 11/13/2010 ELEM 8:00 AM to 8:45 AM Room: 12A</p> <p align="center">Pictures at an Exhibition (Curriculum)</p> <p>Presenter(s): Holly Kincaid and Mark Parker</p> <p>Inspired by Mussorgsky's Pictures at an Exhibition, a collaboration between art and music classes evolves to make connections across the curriculum. Students experience, investigate, and communicate their emotional and intellectual responses to the arts.</p> <p align="center">45 minutes</p>
<p>Sat., 11/13/2010 ALL 8:00 AM to 8:45 AM Room: 12B</p> <p align="center">Genuine Landmarks (Curriculum)</p> <p>Presenter(s): Dawn Stienecker and Lillian Lewis</p> <p>"Keep Austin Weird" resonates like "Remember the Alamo", but what does that mean for art education? Join us in a discussion of Austin's Cathedral of Junk and the educational fodder of city ordinances, pink flamingos, and unique Texas monuments.</p> <p align="center">45 minutes</p>	<p>Sat., 11/13/2010 ALL 8:00 AM to 8:45 AM Room: 13A</p> <p align="center">Utilizing Technology to Empower Children in Africa (Technology)</p> <p>Presenter(s): Karen Colbert</p> <p>This presentation will give a personal account of working in Kenya, Africa and using technology to empower students from their point of view.</p> <p align="center">45 minutes</p>	<p>Sat., 11/13/2010 ALL 8:00 AM to 8:45 AM Room: 13B</p> <p align="center">Effective Advocacy for the 21st Century (Advocacy)</p> <p>Presenter(s): Nancy Walkup, Denise Clyne-Ruch, and David McCullar</p> <p>How can we as art teachers convince administrators to embrace the value of art? Discover how to effectively use design thinking, technology, professional learning communities, and other 21st century approaches to advocate for the arts.</p> <p align="center">45 minutes</p>
<p>Sat., 11/13/2010 HS,MS,SUPV,HE 8:00 AM to 8:45 AM Room: 14</p> <p align="center">Preparing an Admissions Portfolio for Art College (Assessment)</p> <p>Presenter(s): Kris Musto</p> <p>Using visual examples of past portfolio entries, this discussion will include information about portfolio, admissions, scholarships and careers in the arts. Bring your questions.</p> <p align="center">45 minutes</p>	<p>Sat., 11/13/2010 ALL 8:00 AM to 8:45 AM Room: 15</p> <p align="center">Artistic Creativity & The Art Educators' Retreat (Enrichment)</p> <p>Presenter(s): Marsha Blount and Grad. Students from MAEE Program at SFA</p> <p>Broaden perspectives and deepen understanding of artistic creativity by engaging in meaningful inquiry and practice. Reunite with others who have attended the Art Educators' Retreat. Obtain information about the SFA Master of Arts in Art Education.</p> <p align="center">45 minutes</p>	<p>Sat., 11/13/2010 HS/AP 8:00 AM to 8:45 AM Room: 16A</p> <p align="center">AP Art History Dialogue* (Curriculum)</p> <p>Presenter(s): Fran Bolte</p> <p>For instructors of AP Art History and for those interested in becoming instructors. This is an opportunity to dialogue approaches, testing, curriculum innovations, instructional issues, and the AP AH Exam. Bring your ideas and/or questions.</p> <p align="center">45 minutes</p>
<p>Sat., 11/13/2010 HS,MS,CBAE 8:00 AM to 8:45 AM Room: 16B</p> <p align="center">Put Up A Crane - A Community Installation Project (Advocacy)</p> <p>Presenter(s): Sally Taylor</p> <p>Learn to fold origami and how to install a successful community art project in your hometown. This project will encourage your students and others to consider their personal accountability for promoting peace and tolerance in their community.</p> <p align="center">45 minutes</p>	<p>Sat., 11/13/2010 MS,HS 8:00 AM to 8:45 AM Room: 17A</p> <p align="center">Secondary Art Warm Ups for Creative Engagement (Effective Teaching Practices)</p> <p>Presenter(s): Adrienne Sears</p> <p>Brief lecture on the importance of warm up activities to introduce new lessons & creatively engage students at the start of a productive class accompanied by interactive presentation of a series of fun & easy to duplicate examples. Sketchbooks provided!</p> <p align="center">45 minutes</p>	<p>Sat., 11/13/2010 ELEM 8:00 AM to 8:45 AM Room: 17B</p> <p align="center">Soundscape for a Painting (Curriculum)</p> <p>Presenter(s): Tamra Alami</p> <p>Soundscape for a painting is to describe the painting without using words. It is how your body responds or moves toward a painting and the sounds you associate with that painting. Think of the painting as sound. BRING A MEMORY STICK FOR A COPY OF PPT or your email address.</p> <p align="center">45 minutes</p>

SATURDAY MORNING

WORKSHOP SCHEDULE (Note: * indicates session is repeated at a later time)

<p>Sat., 11/13/2010 ALL 8:00 AM to 8:45 AM Room: 18A</p> <p align="center">Line Drawing and Shading in Photoshop (Technology)</p> <p>Presenter(s): Elizabeth Von Steiger</p> <p>Learn shading, scanning and drawing techniques in Photoshop. Explore how to use shading techniques in Photoshop to complete an original line drawing that has been scanned. This workshop is "Bring In Your Own Laptop".</p> <p align="center">45 minutes</p>	<p>Sat., 11/13/2010 ALL 8:00 AM to 8:45 AM Room: 18B</p> <p align="center">Building Student Artist Identity in the Museum (Enrichment)</p> <p>Presenter(s): Lindsey Smith</p> <p>How can we guide young artists to relate their abilities and ideas with that of adult artists? Use students' familiarity with art making to build meaningful conversations about art, and link their studio experience to the museum field trip.</p> <p align="center">45 minutes</p>	<p>Sat., 11/13/2010 MS,HS 8:00 AM to 8:45 AM Room: 18C</p> <p align="center">Concept Attainment (Effective Teaching Practices)</p> <p>Presenter(s): Maria Mogas</p> <p>Concept Attainment requires a student to figure out the attributes of a concept. The concept is learned by comparing examples that contain the attributes with examples that do not. Sample lesson plans and assessment tools will be provided.</p> <p align="center">45 minutes</p>
<p>Sat., 11/13/2010 ALL 8:00 AM to 8:45 AM Room: 18D</p> <p align="center">Art Resources for the Classroom 24/7 (Curriculum)</p> <p>Presenter(s): Jennifer Beradino and Katherine Moloney</p> <p>Any time is a good time to find curriculum-enriching art online! Discover virtual and physical materials from the Teaching Resource Center at the Amon Carter Museum of American Art and the Kinder Foundation Education Center at Museum of Fine Arts, Houston.</p> <p align="center">45 minutes</p>	<p>Sat., 11/13/2010 ALL 8:00 AM to 8:45 AM Room: 19A</p> <p align="center">How to Teach Clay...The Clay Lady Way (Curriculum)</p> <p>Presenter(s): Danielle McDaniel</p> <p>Effective projects and lesson plans! Make, paint and complete projects in one sitting! Single firing method! Danielle McDaniel - The Clay Lady- shares 30 years of clay teaching experience.</p> <p align="center">45 minutes</p>	<p>Sat., 11/13/2010 ELEM,ALL 8:00 AM to 8:45 AM Room: 19B</p> <p align="center">Codes of Life (Curriculum)</p> <p>Presenter(s): Rebecca Martin and Katherine Yount</p> <p>Discuss paintings of Native Americans from the Sid Richardson Museum and design a peace shield based on prairie animals to emphasize positive character traits. Medium: Oil pastel.</p> <p align="center">45 minutes</p>
<p>Sat., 11/13/2010 ELEM,MS 8:00 AM to 8:45 AM Room: BALLROOM E1</p> <p align="center">Giacometti Foil Sculptures (Curriculum)</p> <p>Presenter(s): Deborah Laude</p> <p>Looking for a fun and inexpensive sculpture lesson? This foil sculpture lesson inspired by Alberto Giacometti will bring out the talent and creativity for your tactile artists and makes a terrific art display.</p> <p align="center">45 minutes</p>	<p>Sat., 11/13/2010 ELEM,MS,MUS,CBAE 8:00 AM to 8:45 AM Room: BALLROOM E2</p> <p align="center">Majolica Coil and Pinch Goblets (Curriculum)</p> <p>Presenter(s): Eric Orr</p> <p>Participants will create with clay a functional Renaissance goblet or chalice. They will texture it with stamps and decorate with sprigs. Glazing in the Majolica style using Majolica base and Gloss Decorating Colors will be introduced.</p> <p align="center">45 minutes</p>	<p>Sat., 11/13/2010 MS 8:00 AM to 8:45 AM Room: BALLROOM F1</p> <p align="center">Paper Sculptures (Recycling the Yellow Pages) (Curriculum)</p> <p>Presenter(s): Mitzi Prince</p> <p>Recycle those phone books into dynamic paper sculptures and towers. Any student can be successful making these sculptures; also good for groups of 2 and 3 students.</p> <p align="center">45 minutes</p>
<p>Sat., 11/13/2010 MS,HS 8:00 AM to 8:45 AM Room: BALLROOM F2</p> <p align="center">Got Color? (Curriculum)</p> <p>Presenter(s): Nina Boothe</p> <p>Using intuitive design to learn color theory, your students will be able to incorporate color symbolically to communicate feelings effectively and powerfully. Learn strategies to inspire you and your students! Free lesson plans & PowerPoint!</p> <p align="center">45 minutes</p>	<p>Sat., 11/13/2010 HS,ALL 8:00 AM to 8:45 AM Room: BALLROOM G1</p> <p align="center">Exploring Abstract Expressionism (Curriculum)</p> <p>Presenter(s): Scott Present</p> <p>Students are often under the assumption that only representational images have merit. It can easily be forgotten the goal of art is self-expression and not mimicry. Students will create a series of paintings with acrylic paint and mediums.</p> <p align="center">45 minutes</p>	<p>Sat., 11/13/2010 HS,MS 8:00 AM to 8:45 AM Room: BALLROOM G2</p> <p align="center">Reduction Block Printing (Curriculum)</p> <p>Presenter(s): Judy Seay</p> <p>Participants will be provided the opportunity to create color prints from a single block. Participants will receive a TEKS aligned lesson plan, art history reference, a demonstration, elaboration ideas, special ed modifications, and a "hands-on" activity.</p> <p align="center">45 minutes</p>

SATURDAY MORNING

WORKSHOP SCHEDULE (Note: * indicates session is repeated at a later time)

<p>Sat., 11/13/2010 ELEM,MS 8:00 AM to 8:45 AM Room: EXHIBITION HALL</p> <p align="center">Tie Dye with Procion Dye (Curriculum)</p> <p>Presenter(s): Teresa Parsons</p> <p>Bring your own white t-shirt or dye a bandana and leave with a dazzling unique creation. Choose one color or 18 of the new colors from Procion New Dye techniques!</p> <p align="center">45 minutes</p>	<p>Sat., 11/13/2010 ALL 9:00 AM to 11:00 AM Room: BALLROOM D</p> <p align="center">General Session 2 (Enrichment)</p> <p>Presenter(s): Daryl Howard</p> <p>Daryl Howard lived and taught art in Tokyo during the 1970s. There she was introduced to a private collection of 18th and 19th century Ukiyo-e woodcuts. Feeling an immediate connection, Daryl embarked on an apprenticeship with master print maker Hodaka Yoshida.</p> <p align="center">2 hours</p>	<p>Sat., 11/13/2010 ALL 11:00 AM to 11:45 AM Room: 11A</p> <p align="center">Technology Interest Group (Technology)</p> <p>Presenter(s): Nina Hays</p> <p>Meeting for educators who deal with technology and art in the classroom. Discuss current concerns regarding the Art and Technology Interest Group. This group is open to all levels.</p> <p align="center">45 minutes</p>
<p>Sat., 11/13/2010 ALL 11:00 AM to 11:45 AM Room: 11B</p> <p align="center">Still In Pursuit 2010 (Curriculum)</p> <p>Presenter(s): Mary Boswell</p> <p>Ft. Worth ISD's Urban Art Academy's vision is for the youth in our community to support one another by designing and creating urban art that explores, educates, and helps reverse the stereotype of inner-city youth and their art.</p> <p align="center">45 minutes</p>	<p>Sat., 11/13/2010 CBAE,MS,HS,HE,MUS,STU 11:00 AM to 11:45 AM Room: 12A</p> <p align="center">Fontmasters (Technology)</p> <p>Presenter(s): Mary Cantu and Cruz Ortiz</p> <p>Establishing personal gain through font education is an ethical approach at the highest level. Engage in typeface education.</p> <p align="center">45 minutes</p>	<p>Sat., 11/13/2010 ELEM 11:00 AM to 11:45 AM Room: 12B</p> <p align="center">Tried and True Lesson Plans (Effective Teaching Practices)</p> <p>Presenter(s): Lauren Kolesar-Eatinger</p> <p>K- Artist's Hands, 1- Clay Dream Frame, 2- I Spy, 3-Lady Liberty, 4- Clay Surrounds, 5- Radial Designs, 6-Clay Sign Language. Visit Lauren's NAEA Digication site! (http://naea.digication.com/artlauren) Report your classroom experience with these lessons: artlauren@hotmail.com</p> <p align="center">45 minutes</p>
<p>Sat., 11/13/2010 MS,HS 11:00 AM to 11:45 AM Room: 13A</p> <p align="center">Prisma Passion (Curriculum)</p> <p>Presenter(s): Cindy Moss and Laurie Adams</p> <p>Come and enjoy an overview of many lessons that teach the elements and principles of design through prisma color techniques.</p> <p align="center">45 minutes</p>	<p>Sat., 11/13/2010 ELEM,MS,HS 11:00 AM to 11:45 AM Room: 13B</p> <p align="center">How to Create a Fine Arts Festival (Advocacy)</p> <p>Presenter(s): Stephanie Perry and Debra Erck</p> <p>Looking for a creative way to showcase what your students are learning in Art and Music classes? Organize a fun, TEKS-based event that builds community, celebrates diversity, and gets students excited about sharing their passion for the Arts!</p> <p align="center">45 minutes</p>	<p>Sat., 11/13/2010 ELEM 11:00 AM to 11:45 AM Room: 14</p> <p align="center">AMAZING ART Projects to ACTIVATE the IMAGINATION (Curriculum)</p> <p>Presenter(s): Mary Jo Gardere and Julie Owens</p> <p>Two really crazy, fearless, and risk taking veteran art teachers will provide oodles of unusual and unique ART ideas that will INSPIRE even your most creative-challenged students. Handouts for everyone!</p> <p align="center">45 minutes</p>
<p>Sat., 11/13/2010 MUS,ELEM,MS,HS 11:00 AM to 11:45 AM Room: 15</p> <p align="center">Close-looking, Collaboration and Creative Response (Effective Teaching Practices)</p> <p>Presenter(s): Amy Copeland</p> <p>Use artworks from the Dallas Museum of Art as springboards for conversation and collaboration! Engage in fresh, fun writing, moving, and making activities that involve problem-solving and creative response. For K-12 audiences in a classroom or museum.</p> <p align="center">45 minutes</p>	<p>Sat., 11/13/2010 ALL 11:00 AM to 11:45 AM Room: 18A</p> <p align="center">Creative Web 2.0 Sites for the Art Classroom (Technology)</p> <p>Presenter(s): Diane Gregory</p> <p>Creative web 2.0 websites that art teachers and their students can use in and out of their art classrooms.</p> <p align="center">45 minutes</p>	<p>Sat., 11/13/2010 HS/AP,CBAE 11:00 AM to 12:45 PM Room: 16A</p> <p align="center">Teaching Non-Western Art to Secondary Suburbanites (Effective Teaching Practices)</p> <p>Presenter(s): Michelle Pauken</p> <p>Directed towards AP art history teachers, this presentation illustrates the benefits of devoting more time in the classroom towards the teaching of non-Western art, its relevance for our students, and strategies towards success.</p> <p align="center">1 hour and 45 minutes</p>

SATURDAY MORNING

WORKSHOP SCHEDULE (Note: * indicates session is repeated at a later time)

<p>Sat., 11/13/2010 HS,MS,HE,CBAE 11:00 AM to 12:45 PM Room: 17A</p> <p align="center">Refining Abstract Ideation Design (Curriculum)</p> <p>Presenter(s): Mary Becker and Nina Dyer</p> <p>We will lead participants through 3 exercises; starting with abstract line - developed line; developed line - shape; shape - texture and color. There are additional lesson plans available and may be incorporated but will not be hands on.</p> <p align="center">1 hour and 45 minutes</p>	<p>Sat., 11/13/2010 HS 11:00 AM to 12:45 PM Room: 17B</p> <p align="center">Creating Texture in Acrylic (Curriculum)</p> <p>Presenter(s): Beth Wild</p> <p>One of the advantages of acrylics is the variety of texture that can be achieved. Learn about acrylic gels by working with them to achieve different painted effects. This has been a very fun and popular workshop at VASE, and the students love it. Gels are the "secret" in acrylic painting.</p> <p align="center">1 hour and 45 minutes</p>	<p>Sat., 11/13/2010 MS,HS 11:00 AM to 12:45 PM Room: 18B</p> <p align="center">Colors to Dye For (Curriculum)</p> <p>Presenter(s): Amelia Wiggins</p> <p>Learn about natural dyeing in this art-meets-science workshop. View images of Navajo weavings from the Stark Museum of Art, and spin yarn on a drop spindle. Learn about making dyes from plants, and take home lesson plans that fulfill art and science TEKS.</p> <p align="center">1 hour and 45 minutes</p>
<p>Sat., 11/13/2010 ELEM,MUS,CBAE,ALL 11:00 AM to 12:45 PM Room: 18C</p> <p align="center">Huichol Art and Visual Culture in America (Curriculum)</p> <p>Presenter(s): Adriana Martinez</p> <p>Teachers will be able to appraise Huichol Art from Mexico and the way it can be used to introduce children in Elementary school level into the theme of Visual Culture.</p> <p align="center">1 hour and 45 minutes</p>	<p>Sat., 11/13/2010 MS,ALL 11:00 AM to 12:45 PM Room: 18D</p> <p align="center">10 Years! Art That Works for All Students (Curriculum)</p> <p>Presenter(s): Sharon Baird</p> <p>After 10 years teaching art to Middle School students, art camps, and ESC Teachers Workshops I have lessons and ideas that work! Hands-on liner perspective, watercolors, model magic and tessellations will include lesson plan packet.</p> <p align="center">1 hour and 45 minutes</p>	<p>Sat., 11/13/2010 HS,MS 11:00 AM to 12:45 PM Room: 19A</p> <p align="center">Surrealism Mixed Media Portraits* (Curriculum)</p> <p>Presenter(s): Debbie Nicholas, Christy Adair, and Carrie Slay</p> <p>The participants will create a ground using various Surrealist techniques. We will then create mixed media artwork based on the artist's image.</p> <p align="center">1 hour and 45 minutes</p>
<p>Sat., 11/13/2010 ELEM,STU 11:00 AM to 12:45 PM Room: BALLROOM E1</p> <p align="center">New to Profession (Effective Teaching Practices)</p> <p>Presenter(s): Karie Hill and Barb Reinke</p> <p>Attendees will explore the need for quality art materials, management, budgets, networking, and building partnerships within their communities. A hands-on interdisciplinary experience will follow. Geared to students and first year teachers.</p> <p align="center">1 hour and 45 minutes</p>	<p>Sat., 11/13/2010 ELEM,MS 11:00 AM to 12:45 PM Room: BALLROOM E2</p> <p align="center">Clay Sun Masks (Curriculum)</p> <p>Presenter(s): Edie Vitemb and Desi Burke</p> <p>Inspired by images of Mexican Sun gods, participants will hand build and glaze their own Clay Sun Mask with low fire clay and stroke and coat glazes. Basic slab and coiling techniques will be taught along with glaze applications.</p> <p align="center">1 hour and 45 minutes</p>	<p>Sat., 11/13/2010 MS,HS,MUS,CBAE 11:00 AM to 12:45 PM Room: BALLROOM F1</p> <p align="center">Paper Coil Baskets (Curriculum)</p> <p>Presenter(s): Julie Davis</p> <p>Creating coiled baskets doesn't have to be complicated and time consuming. Participants will create a vessel with paper coiling core and glue, paint and embellish it. Baskets may be designed as Native American art or self-expressive pieces.</p> <p align="center">1 hour and 45 minutes</p>
<p>Sat., 11/13/2010 MS,ELEM,HS 11:00 AM to 12:45 PM Room: BALLROOM F2</p> <p align="center">Color Power 3-D Holographic Color Theory (Curriculum)</p> <p>Presenter(s): Joe Culotta</p> <p>A color teaching unit based on the newest 3-D imaging method. Participants will create a 3-D viewable work using acrylics, markers, or a variety of color media. An exciting cross curricular art/science (optical) color interpretation, with lesson plan. Limited to 25 participants.</p> <p align="center">1 hour and 45 minutes</p>	<p>Sat., 11/13/2010 HS 11:00 AM to 12:45 PM Room: BALLROOM G1</p> <p align="center">Clay, Wires and Sticks (Curriculum)</p> <p>Presenter(s): Mary Kay Huff and Martha Kiel</p> <p>Participants will learn transfer techniques on to polymer clay. They will combine transfer techniques, polymer clay, wire and sticks to complete a work of art that includes its own easel.</p> <p align="center">1 hour and 45 minutes</p>	<p>Sat., 11/13/2010 HS,MS 11:00 AM to 12:45 PM Room: BALLROOM G2</p> <p align="center">Restructured Cube/Box Sculpture (Curriculum)</p> <p>Presenter(s): Robert W. Parker</p> <p>Create a cube form or box form sculpture using the assemblage method while not actually creating a box.</p> <p align="center">1 hour and 45 minutes</p>

SATURDAY MORNING

WORKSHOP SCHEDULE (Note: * indicates session is repeated at a later time)

<p>Sat., 11/13/2010 ELEM,MS 11:00 AM to 12:45 PM Room: EXHIBITION HALL</p> <p align="center">Hand Casting with Plaster Gauze (Curriculum)</p> <p>Presenter(s): Teresa Hardy</p> <p>Step by step directions, techniques, definitions and interdisciplinary connections will all be included in the presentation. Participants will be able to create and take their hand cast along with a packet that contains the presentation.</p> <p align="center">1 hour and 45 minutes</p>	<p>Sat., 11/13/2010 ALL 11:00 AM to 1:45 PM Room: 16B</p> <p align="center">TAEA/VASE Juror Certification Training (Assessment)</p> <p>Presenter(s): Linda Fleetwood</p> <p>Participation in VASE events increases each year (over 23,000 in 2010), so the need for trained jurors for these events has become a critical need. Upon completion of this training your name will be placed in the State Juror database for VASE events.</p> <p align="center">2 hours and 45 minutes</p>	<p>Sat., 11/13/2010 MS,ELEM,HS 11:00 AM to 1:45 PM Room: 19B</p> <p align="center">Glass Fusing for Art Educators (Curriculum)</p> <p>Presenter(s): Jim Matthews and Sara Peterson</p> <p>We'll cover all the basics, including safety, tools, design, assembly, and firing. Participants will create a colorful 6 inch glass tile. This well tested workshop will prepare educators to enjoy glass fusing and enable their students to do the same.</p> <p align="center">2 hours and 45 minutes</p>
<p>Sat., 11/13/2010 ELEM,MS 12:00 PM to 12:45 PM Room: 11A</p> <p align="center">Art Club & Arts Night Extravaganza (Advocacy)</p> <p>Presenter(s): Beth Hubbert</p> <p>Information about our school enrichment clubs: art club, music club, drumming, technology, journalism and spirit club. Our year-long activities culminate in presentations on our annual arts night extravaganza.</p> <p align="center">45 minutes</p>	<p>Sat., 11/13/2010 MUS,STU 12:00 PM to 12:45 PM Room: 11B</p> <p align="center">The Museum as Meta-Text: Views from the Metroplex (Curriculum)</p> <p>Presenter(s): Juliet Tapia, Banan al-Ansari, Christy Barlow, Casey Wilson, and Lynda Wilbur</p> <p>Taking the museum as a text that can be read and deciphered, this presentation examines four aspects of the museum, using DFW examples in order to come to a fuller understanding of its organizational framework and underlying sociocultural assumptions.</p> <p align="center">45 minutes</p>	<p>Sat., 11/13/2010 HS,MS,STU 12:00 PM to 12:45 PM Room: 12A</p> <p align="center">IB Investigative Workbooks (Effective Teaching Practices)</p> <p>Presenter(s): Candace Printz</p> <p>Whether you're teaching an IB class or not, these investigative workbooks can benefit any classroom. They encourage sketching as well as research and writing. Student examples will be shown and tips on how to begin the books will be given.</p> <p align="center">45 minutes</p>
<p>Sat., 11/13/2010 ALL 12:00 PM to 12:45 PM Room: 12B</p> <p align="center">Remote Alaskan Villages & Art Education Practice* (Effective Teaching Practices)</p> <p>Presenter(s): Matthew Timme</p> <p>A discussion of first hand experiences with museum, school, and community collaborations in art education, at three remote Alaskan Native villages. This exploration will focus on the cultural significance of the art making process within these villages.</p> <p align="center">45 minutes</p>	<p>Sat., 11/13/2010 HS,HE 12:00 PM to 12:45 PM Room: 13A</p> <p align="center">2012 and Future Fears, Hopes and Dreams (Curriculum)</p> <p>Presenter(s): Enrique Crosby</p> <p>Educators are at a prime time to use the 2012 phenomenon to engage discussion and art-making about religion, world culture, mythology, literature, film and science..</p> <p align="center">45 minutes</p>	<p>Sat., 11/13/2010 ELEM,ALL 12:00 PM to 12:45 PM Room: 13B</p> <p align="center">The Power of Art (Advocacy)</p> <p>Presenter(s): Lauren Kolesar-Eatinger</p> <p>The Power of Art workshop (the Robert Rauschenberg Foundation) focuses on ways art can be used to teach academic skills for students with learning disabilities. Learn about Lauren's experience in April 2010. Visit her NAEA Digication site, too! (http://naea.digication.com/artlauren)</p> <p align="center">45 minutes</p>
<p>Sat., 11/13/2010 ELEM,MS,ALL 12:00 PM to 12:45 PM Room: 14</p> <p align="center">Art Scavenger Hunts (Curriculum)</p> <p>Presenter(s): Emily Strickland</p> <p>A game is a fun way to take a closer look at art. This game is highly adaptable and great for last minute schedule changes. It is adaptable for different ages, languages, ability levels, one class, whole grade levels, individual work, partners, and teams.</p> <p align="center">45 minutes</p>	<p>Sat., 11/13/2010 CBAE 12:00 PM to 12:45 PM Room: 15</p> <p align="center">Conservatively Weird: Recycling Objects in Art (Curriculum)</p> <p>Presenter(s): Cindy Hasio</p> <p>The "Big Idea" of environment is presented showing examples of works from students. I will give lesson ideas that can teach your students how to become environmentally aware to conserve using recyclable objects that expand their imagination.</p> <p align="center">45 minutes</p>	<p>Sat., 11/13/2010 ALL 12:00 PM to 12:45 PM Room: 18A</p> <p align="center">Timesaving Tech Tricks (Technology)</p> <p>Presenter(s): Amber Forgey</p> <p>Learn how to use your digital camera, Windows Movie Maker and simple HTML code to create demo videos and embed them on your website. Photoshop actions and filters and how to use them to save time and improve essential documentation will also be covered.</p> <p align="center">45 minutes</p>

SATURDAY MORNING

WORKSHOP SCHEDULE (Note: * indicates session is repeated at a later time)

<p>Sat., 11/13/2010 HS,MS 1:00 PM to 1:45 PM Room: 11A</p> <p align="center">Empowering Student Artists as Intellectuals (Effective Teaching Practices)</p> <p>Presenter(s): Samuel Thomas</p> <p>Help your students gain recognition for their ideas rather than their ability to accurately recreate something. Technique is supplementary to the communicative efforts of your student artists. Related contemporary artists presented and lesson ideas shared.</p> <p align="center">45 minutes</p>	<p>Sat., 11/13/2010 ELEM 1:00 PM to 1:45 PM Room: 12A</p> <p align="center">Investigate and Explore Student Dialogue about Art (Effective Teaching Practices)</p> <p>Presenter(s): Myron Stennett</p> <p>This workshop investigates ways to improve the excellence and capacity of students' discussions about art they make and that of professional artists.</p> <p align="center">45 minutes</p>	<p>Sat., 11/13/2010 ELEM,ALL 1:00 PM to 1:45 PM Room: 12B</p> <p align="center">What's the Big Idea (Curriculum)</p> <p>Presenter(s): Christine Nelson</p> <p>Lecture on the Master's online program with The Ohio State University. How the big idea fits into the thematic format.</p> <p align="center">45 minutes</p>
<p>Sat., 11/13/2010 ALL 1:00 PM to 1:45 PM Room: 13A</p> <p align="center">Artists with disabilities (Effective Teaching Practices)</p> <p>Presenter(s): Ariadne Nava and Relleny Munguia</p> <p>Rediscover artists with inspirational stories for overcoming their disabilities by emphasizing their abilities. Learn how to raise awareness, understanding, and appreciation for artists with physical and developmental challenges.</p> <p align="center">45 minutes</p>	<p>Sat., 11/13/2010 ALL 1:00 PM to 1:45 PM Room: 13B</p> <p align="center">TAEA Members Speak Out on NCLB (School Climate)</p> <p>Presenter(s): Joana Hyatt, Gerald Ringe, and panel of Texas art educators</p> <p>www.planetnclb.blogspot.com is an interface that facilitates discussions with UNT graduate art students to examine multiple perspectives on NCLB altering art education. At last year's TAEA conference, I interviewed educators on how they felt about NCLB.</p> <p align="center">45 minutes</p>	<p>Sat., 11/13/2010 MS,HS 1:00 PM to 1:45 PM Room: 14</p> <p align="center">Classroom Cartooning (Curriculum)</p> <p>Presenter(s): Rick Brooks</p> <p>Rick Brooks is a classroom art teacher with 29 years of experience. In his cartooning unit students learn how to make a grid enlargement cartoon, how to create their own original comic book story, and how to create an animated cartoon.</p> <p align="center">45 minutes</p>
<p>Sat., 11/13/2010 HS/AP 1:00 PM to 1:45 PM Room: 16A</p> <p align="center">AP Art History/Procedures Learned from Others (Effective Teaching Practices)</p> <p>Presenter(s): Carol Hebert</p> <p>See, discuss examples of team building, note taking, test and exam review organizers, museum assignments, Powerpoint slide design, and other tips to meet challenges. Bring ideas for informal discussion; focus on beginning and established programs.</p> <p align="center">45 minutes</p>	<p>Sat., 11/13/2010 ELEM,ALL 1:00 PM to 1:45 PM Room: 18A</p> <p align="center">An Apple A Day - iPods, iPads and more* (Technology)</p> <p>Presenter(s): Jean King</p> <p>Using Apple's iPods and iPads in the art room: Converting videos and DVDs, podcasting, e-portfolios, presentations and more.</p> <p align="center">45 minutes</p>	<p>Sat., 11/13/2010 HS/AP 1:00 PM to 1:45 PM Room: 18D</p> <p align="center">AP Art History Dialogue (Curriculum)</p> <p>Presenter(s): Fran Bolte</p> <p>For instructors of AP Art History and for those interested in becoming instructors. This is an opportunity to dialogue approaches, testing, curriculum innovations, instructional issues, and the AP AH Exam. Bring your ideas and/or questions.</p> <p align="center">45 minutes</p>
<p>Sat., 11/13/2010 ALL 1:00 PM to 1:45 PM Room: 19A</p> <p align="center">Sketch a Doodle Do (Curriculum)</p> <p>Presenter(s): Fahmi Khan</p> <p>Promote the use of sketchbooks and creativity through doodling. This is not just for your students but more for you as the teacher (even if you are not a practicing artist).</p> <p align="center">45 minutes</p>	<p>Sat., 11/13/2010 HE 1:00 PM to 2:45 PM Room: 11B</p> <p align="center">Art Education Graduate Programs in Texas (Advocacy)</p> <p>Presenter(s): Paul Bolin</p> <p>What do graduate programs throughout the State of Texas have to offer? Hear about various art education graduate programs and meet faculty from these institutions.</p> <p align="center">1 hour and 45 minutes</p>	<p>Sat., 11/13/2010 HS 1:00 PM to 2:45 PM Room: 15</p> <p align="center">Reading an Architect's Scale/Creating a Floorplan (Curriculum)</p> <p>Presenter(s): Mitzi Prince</p> <p>For the student who doesn't want to paint, teach them to read an architect's scale and through a series of exercises create floor plans for a bungalow or a townhouse.</p> <p align="center">1 hour and 45 minutes</p>

SATURDAY AFTERNOON

WORKSHOP SCHEDULE (Note: * indicates session is repeated at a later time)

<p>Sat., 11/13/2010 ALL 1:00 PM to 2:45 PM Room: 17A</p> <p align="center">Glue Monoprint (Curriculum)</p> <p>Presenter(s): Daniel Killian, Christine Killian, and Lisa Kendall</p> <p>Check out what you can do with glue and colored pencils. This method of monoprinting delivers the preciseness of drawing with the techniques of printing.</p> <p align="center">1 hour and 45 minutes</p>	<p>Sat., 11/13/2010 HS 1:00 PM to 2:45 PM Room: 17B</p> <p align="center">The Next Steps in Acrylic (Curriculum)</p> <p>Presenter(s): Beth Wild</p> <p>Ever wonder that the next step in acrylics would be? This is it. A long researched project will be unveiled and could dramatically change the way you think and work with acrylics. Samples will be given out.</p> <p align="center">1 hour and 45 minutes</p>	<p>Sat., 11/13/2010 ALL 1:00 PM to 2:45 PM Room: 18B</p> <p align="center">Bowl Making the Easy Way (Curriculum)</p> <p>Presenter(s): Liz Salmon, Kate Schatz, and Kim Page</p> <p>Come join us for a fun session of bowl making - in clay, fibers and papier mache. A CD with instructions and samples, as well as information on the Empty Bowls Project will be provided. Please bring a box to carry your creations home in.</p> <p align="center">1 hour and 45 minutes</p>
<p>Sat., 11/13/2010 ALL 1:00 PM to 2:45 PM Room: 18C</p> <p align="center">Make a Book and Fill It Up! (Curriculum)</p> <p>Presenter(s): Mel Basham</p> <p>Learn two bookmaking techniques with lesson ideas designed to engage and challenge students of all levels. Come make a book and fill it up in this session.</p> <p align="center">1 hour and 45 minutes</p>	<p>Sat., 11/13/2010 ELEM 1:00 PM to 2:45 PM Room: BALLROOM E1</p> <p align="center">Model Magic 2: The Other Sculpture Medium (Curriculum)</p> <p>Presenter(s): Yolanda Darden and Isabel Lopez</p> <p>Don't have a kiln but you still want to do sculpture with your students in 45 minutes or less. Then Model Magic is the perfect medium for you. Easy clean up and easy to handle.</p> <p align="center">1 hour and 45 minutes</p>	<p>Sat., 11/13/2010 ELEM,MS,HS 1:00 PM to 2:45 PM Room: BALLROOM E2</p> <p align="center">Quilt a Landscape, Fiber Art (Curriculum)</p> <p>Presenter(s): Diane Fifer</p> <p>Using fabric, students will make a pattern, cut it out, and put it together using stick glue and handstitching.</p> <p align="center">1 hour and 45 minutes</p>
<p>Sat., 11/13/2010 MS 1:00 PM to 2:45 PM Room: BALLROOM F1</p> <p align="center">Green Art Lessons (Effective Teaching Practices)</p> <p>Presenter(s): Theodora Gibson, Heather Arnold, and Jennifer Martin</p> <p>"Green Lesson Plans" - the 3 R's of modern times, "Recycle, Reuse, Reduce". Using scrap cardboard, tissue paper, yarn, 3 lessons covering collage, printmaking, and mixed media techniques. Bring your laptop for a bonus multimedia art technique!</p> <p align="center">1 hour and 45 minutes</p>	<p>Sat., 11/13/2010 MS,HS,MUS,CBAE 1:00 PM to 2:45 PM Room: BALLROOM F2</p> <p align="center">Altered Penny Carpets (Curriculum)</p> <p>Presenter(s): Julie Davis</p> <p>In the 1800s, pioneers made "Penny Carpets" to recycle fabric swatches into something functional. We'll alter the process by fusing monoprinting with fabric assemblage techniques to make a contemporary piece of art.</p> <p align="center">1 hour and 45 minutes</p>	<p>Sat., 11/13/2010 HS,HE 1:00 PM to 2:45 PM Room: BALLROOM G1</p> <p align="center">Clocks & Critters..how would a squirrel tell time? (Curriculum)</p> <p>Presenter(s): Marsha Blount and Aloma Marquis</p> <p>Based on the Griffith and Sabine Series by artist/writer Nick Bantock, participants will create a mixed-media correspondence, combining image & text. Bring small drawings and original digital photos printed on copy paper on the theme - clocks & critters.</p> <p align="center">1 hour and 45 minutes</p>
<p>Sat., 11/13/2010 HS,MS 1:00 PM to 2:45 PM Room: BALLROOM G2</p> <p align="center">Design Cubes and Contour/Cross Contour Faces (Curriculum)</p> <p>Presenter(s): Robert W. Parker</p> <p>Using the 'cube' as a starting point, you will create images on all six sides utilizing the elements and principles of design. Contour/Cross Contour Faces with a twist. Handouts available.</p> <p align="center">1 hour and 45 minutes</p>	<p>Sat., 11/13/2010 HS,ELEM,MS 1:00 PM to 2:45 PM Room: EXHIBITION HALL</p> <p align="center">Picasso Reliefs with Glaze Combinations (Curriculum)</p> <p>Presenter(s): Jeff Sandoe</p> <p>In this workshop we will create Picasso stylized faces with textured slabs of clay. We will then explore the endless possibilities of decoration with layered glazes and underglazes creating unique and interesting effects.</p> <p align="center">1 hour and 45 minutes</p>	<p>Sat., 11/13/2010 ALL 2:00 PM to 2:45 PM Room: 11A</p> <p align="center">S.I.P. 2010 (Curriculum)</p> <p>Presenter(s): Mary Boswell and Maria Patino</p> <p>"Life, Liberty and The Pursuit of..." was the theme for FWISD urban students' graffiti project where rival students worked together and painted murals at each other's schools. The program has expanded. Their art has evolved. They are Still In Pursuit!</p> <p align="center">45 minutes</p>

SATURDAY AFTERNOON

WORKSHOP SCHEDULE (Note: * indicates session is repeated at a later time)

<p>Sat., 11/13/2010 HS 2:00 PM to 2:45 PM Room: 12A</p> <p align="center">You Asked for It...We Brought It! (Curriculum)</p> <p>Presenter(s): Dave Mason</p> <p>Tired of not-so-great workshops? So were we and we came to fix it with 5 brand new projects from Art 1 to AP in drawing and sculptural media. Handouts, slideshow, and instructions provided.</p> <p align="center">45 minutes</p>	<p>Sat., 11/13/2010 HS,SUPV,HE,CBAE 2:00 PM to 2:45 PM Room: 12B</p> <p align="center">The Changing Landscape of 21st-C Art Education (Curriculum)</p> <p>Presenter(s): Robyn Turner</p> <p>Changes and challenges faced by today's Texas art educators present choices that require new ways of thinking about creative concepts and design. This is the illustrated story of a videogaming development project in an Austin high school art classroom.</p> <p align="center">45 minutes</p>	<p>Sat., 11/13/2010 MS,HS 2:00 PM to 2:45 PM Room: 13A</p> <p align="center">MYnd MAPping Movements (Effective Teaching Practices)</p> <p>Presenter(s): Rellenny Munguia and Ariadne Nava</p> <p>Guide your students through the art movements with Mind Maps. Have your students revisit the art movements and styles all year long, with this creative note taking method!</p> <p align="center">45 minutes</p>
<p>Sat., 11/13/2010 ALL 2:00 PM to 2:45 PM Room: 13B</p> <p align="center">Writing for TAEA Trends (Advocacy)</p> <p>Presenter(s): Christina Bain and Amanda Allison</p> <p>The next special issue of TAEA Trends is "Celebrating 50 Years of Art Education in Texas-A Glance Back and the Path Forward." Hear practical tips for getting your writing published.</p> <p align="center">45 minutes</p>	<p>Sat., 11/13/2010 HS,ELEM,MS,SUPV 2:00 PM to 2:45 PM Room: 14</p> <p align="center">Differentiated Art (Effective Teaching Practices)</p> <p>Presenter(s): Emily McLemore</p> <p>This workshop will provide real-life projects that are designed to engage the mentally and physically disabled student in a traditional mainstream art classroom through the use of differentiated instruction.</p> <p align="center">45 minutes</p>	<p>Sat., 11/13/2010 HS/AP 2:00 PM to 2:45 PM Room: 16A</p> <p align="center">Structure to Strengthen your AP Students' Success (Effective Teaching Practices)</p> <p>Presenter(s): Shelly Hye</p> <p>Learn tips for structuring and organizing your AP Studio class in areas such as assessment, critique, advocacy, calendar, deadlines, exhibitions, feedback, and more. Helping your students complete an AP portfolio in one year is tough, but it can be done!</p> <p align="center">45 minutes</p>
<p>Sat., 11/13/2010 HS,ALL 2:00 PM to 2:45 PM Room: 16B</p> <p align="center">Tips-Tricks-Techniques-Takeaways (Effective Teaching Practices)</p> <p>Presenter(s): Cathy Luckett, Tiffany Silverthorne, and Sarah Waggoner</p> <p>Hands on projects to energize and inspire; creative use of supplies; incorporate technology and core content; get organized; empower students and make your program relevant. Takeaways and links provided.</p> <p align="center">45 minutes</p>	<p>Sat., 11/13/2010 ALL 2:00 PM to 2:45 PM Room: 18A</p> <p align="center">Wiggy Wiki and Art History (Technology)</p> <p>Presenter(s): Kathie Del Hierro</p> <p>Want to meet the technology component and the art history component of the TEKs in the same lesson? Learn how to create an online wiki featuring a running blog for student comments on famous works of art! Easy to create, easy to grade lesson.</p> <p align="center">45 minutes</p>	<p>Sat., 11/13/2010 ALL 2:00 PM to 2:45 PM Room: 18D</p> <p align="center">The Wonder & Art of Oaxaca, Mexico (Curriculum)</p> <p>Presenter(s): Angela Guy</p> <p>Learn about the arts and culture of Oaxaca, Mexico and how to incorporate it into your art lessons. Also learn about the National Endowment for the Humanities grant that can get you to Mexico!</p> <p align="center">45 minutes</p>
<p>Sat., 11/13/2010 ALL 2:00 PM to 2:45 PM Room: 19A</p> <p align="center">The Art of Quilling (Curriculum)</p> <p>Presenter(s): Mary Hierholzer and Rebecca Kunz</p> <p>Learn the art and history of paper quilling. Quilling is a low cost, highly motivating, and versatile art form that is making a comeback. Students of all ages love it. Presentation will include handouts, demonstration and hands-on activity.</p> <p align="center">45 minutes</p>	<p>Sat., 11/13/2010 HS,ALL 2:00 PM to 2:45 PM Room: 19B</p> <p align="center">Solving the Mysteries of Your Kiln (Technology)</p> <p>Presenter(s): Mike Sievers</p> <p>Are you intimidated by or frustrated with your kiln? Get empowered with this easy to understand workshop. Learn the basics of programming, loading, troubleshooting, and kiln maintenance. We will also discuss safe kiln design and fusing glass.</p> <p align="center">45 minutes</p>	<p>Sat., 11/13/2010 STU 3:00 PM to 4:45 PM Room: 14</p> <p align="center">Student Division Meeting (Effective Teaching Practices)</p> <p>Presenter(s): TBD</p> <p>Meeting of the Student Division members.</p> <p align="center">1 hour and 45 minutes</p>

SATURDAY AFTERNOON

WORKSHOP SCHEDULE (Note: * indicates session is repeated at a later time)

<p>Sat., 11/13/2010 MUS 3:00 PM to 4:45 PM Room: 15</p> <p align="center">Museum Education Division Meeting (Effective Teaching Practices)</p> <p>Presenter(s): Kate Carey</p> <p>Meeting of the Museum Education Division members.</p> <p align="center">1 hour and 45 minutes</p>	<p>Sat., 11/13/2010 HE 3:00 PM to 4:45 PM Room: 18A</p> <p align="center">Higher Education Division Meeting (Effective Teaching Practices)</p> <p>Presenter(s): Paul Bolin</p> <p>Annual business and informational meeting of the Higher Education Division of the Texas Art Education Association. Visitors welcome!</p> <p align="center">1 hour and 45 minutes</p>	<p>Sat., 11/13/2010 PRIV 3:00 PM to 4:45 PM Room: 18B</p> <p align="center">Private School Meeting (Effective Teaching Practices)</p> <p>Presenter(s): Tamra Alami</p> <p>Meeting of the Private School Division members.</p> <p align="center">1 hour and 45 minutes</p>
<p>Sat., 11/13/2010 Fellows 3:00 PM to 4:45 PM Room: 18C</p> <p align="center">Fellows Business Meeting (Advocacy)</p> <p>Presenter(s): Dale Battle</p> <p>Business meeting of TAEA Distinguished Fellows.</p> <p align="center">1 hour and 45 minutes</p>	<p>Sat., 11/13/2010 MTG 3:00 PM to 4:45 PM Room: 18D</p> <p align="center">Retired Art Educator Meeting (Advocacy)</p> <p>Presenter(s): Roberta Sajda</p> <p>Meeting of Retired Art Educators.</p> <p align="center">1 hour and 45 minutes</p>	<p>Sat., 11/13/2010 CBAE 3:00 PM to 4:45 PM Room: 19A</p> <p align="center">CBAE Division Meeting (Advocacy)</p> <p>Presenter(s): TBD</p> <p>Meeting of the CBAE Division members.</p> <p align="center">1 hour and 45 minutes</p>
<p>Sat., 11/13/2010 ELEM 3:00 PM to 4:45 PM Room: BALLROOM E1</p> <p align="center">Elementary Division Meeting (Effective Teaching Practices)</p> <p>Presenter(s): Samantha Melvin</p> <p>Meeting of the Elementary Division members.</p> <p align="center">1 hour and 45 minutes</p>	<p>Sat., 11/13/2010 MS 3:00 PM to 4:45 PM Room: BALLROOM F1</p> <p align="center">Middle School Division Meeting (Effective Teaching Practices)</p> <p>Presenter(s): Janis McCorkle</p> <p>Meeting of the Middle School Division members.</p> <p align="center">1 hour and 45 minutes</p>	<p>Sat., 11/13/2010 HS 3:00 PM to 4:45 PM Room: BALLROOM G1</p> <p align="center">High School Division Meeting (Effective Teaching Practices)</p> <p>Presenter(s): Alicia Moore</p> <p>Meeting of the High School Division members.</p> <p align="center">1 hour and 45 minutes</p>
<p>Sat., 11/13/2010 MUS,HE 5:00 PM to 5:45 PM Room: 11A</p> <p align="center">In-Reach v. Out-Reach: Promise for Museum Learning (Curriculum)</p> <p>Presenter(s): Kate Carey, Bridget O'Brien, and Melinda Mayer</p> <p>Panelists from Higher Education and Museums discuss theory and practice in museum learning. Discussion includes:</p> <ul style="list-style-type: none"> -Pedagogical skills needed to thrive in a changing learning environment -Internal & external partnerships -New Horizons for museum learning. <p align="center">45 minutes</p>	<p>Sat., 11/13/2010 CBAE,MS,HS,HE,MUS,STU 5:00 PM to 5:45 PM Room: 11B</p> <p align="center">Skillshares: Education through Community (Advocacy)</p> <p>Presenter(s): Mary Cantu and Cruz Ortiz</p> <p>Learn about education based in social equality and sustainability. Skillshares draw on the talents and knowledge of community members to provide educational experiences through reciprocity. Students are teachers and teachers are students through creativity.</p> <p align="center">45 minutes</p>	<p>Sat., 11/13/2010 ALL 5:00 PM to 5:45 PM Room: 12A</p> <p align="center">Exploring the Outdoors Through Art II (Curriculum)</p> <p>Presenter(s): Kimberly Bierwirth and Genifer Best</p> <p>Explore ideas for art that is created for and inspired by the outdoors. Learn how art in the outdoors can increase a child's environmental awareness and sense of place.</p> <p align="center">45 minutes</p>

SATURDAY AFTERNOON

WORKSHOP SCHEDULE (Note: * indicates session is repeated at a later time)

<p>Sat., 11/13/2010 ELEM,ALL 5:00 PM to 5:45 PM Room: 12B</p> <p align="center">Art Criticism- a New and Better Way (Assessment)</p> <p>Presenter(s): Sharon Warwick</p> <p>Learn about the three-step Barrett model of Art Criticism that gets students involved in making meaningful connections more quickly and with greater success in writing or talking about art.</p> <p align="center">45 minutes</p>	<p>Sat., 11/13/2010 ALL 5:00 PM to 5:45 PM Room: 13A</p> <p align="center">I See England! I See France! For Free! (Enrichment)</p> <p>Presenter(s): Victoria Satterwhite and Lisa Savage</p> <p>Learn about the "Pandora's Box" of learning that you can give your students by sponsoring an art related trip abroad. Informative session on the ins and outs of international student travel from two travel pros! Did we say you get to go for free?</p> <p align="center">45 minutes</p>	<p>Sat., 11/13/2010 MS,HS 5:00 PM to 5:45 PM Room: 13B</p> <p align="center">Graffiti and Protest Art (Curriculum)</p> <p>Presenter(s): Tiffany Asha</p> <p>Students are consumed by the visual culture of war, occupation, immigration, corporate agendas, and consumerism, all of which permeate the visual sphere. Teach them how to effectively and legally take social action in their community by using protest and graffiti art.</p> <p align="center">45 minutes</p>
<p>Sat., 11/13/2010 HS/AP 5:00 PM to 5:45 PM Room: 16A</p> <p align="center">College Board AP Studio Art Panel Discussion:Cons (Assessment)</p> <p>Presenter(s): Barry Lucy, Jacie Moore, and Cindy Sommerman</p> <p>AP Studio Art Consultants and Readers will discuss 2010 exam reading and answer AP teacher questions.</p> <p align="center">45 minutes</p>	<p>Sat., 11/13/2010 MUS 5:00 PM to 5:45 PM Room: 16B</p> <p align="center">Museum Education Signature Series (Curriculum)</p> <p>Presenter(s): Stacy Fuller</p> <p>Spotlighted sessions by featured presenters.</p> <p align="center">45 minutes</p>	<p>Sat., 11/13/2010 ALL 5:00 PM to 5:45 PM Room: 18A</p> <p align="center">Glogster 101 (Curriculum)</p> <p>Presenter(s): Crystal Andrus</p> <p>BYOL Glogster is a free online digital poster program for teachers and students. Introduce and review art concepts/techniques, give a homework assignment or keep a digital portfolio and much more all online. Your poster is printable too!</p> <p align="center">45 minutes</p>
<p>Sat., 11/13/2010 HE 5:00 PM to 5:45 PM Room: 18B</p> <p align="center">Higher Education Signature Series (Curriculum)</p> <p>Presenter(s): Paul Bolin</p> <p>Spotlighted sessions by featured presenters.</p> <p align="center">45 minutes</p>	<p>Sat., 11/13/2010 HS,MS,SUPV,HE 5:00 PM to 5:45 PM Room: 18D</p> <p align="center">Creating Digital Portfolios (Technology)</p> <p>Presenter(s): Gregory Giles and Adam Malek</p> <p>Informative presentation on creating successful digital portfolios in a variety of formats. Digital portfolios can be used for scholarship/job applications, event shows, or impressive web presence.</p> <p align="center">45 minutes</p>	<p>Sat., 11/13/2010 ALL 5:00 PM to 5:45 PM Room: 19B</p> <p align="center">Clay Projects for School (Curriculum)</p> <p>Presenter(s): Janice Hobbs</p> <p>Hands-on clay project to take home and fire. Use a "fiber puff" to form a slump mold on a Styrofoam form and take home form and fiber puff. Learn about Clay glue that replaces messy slip and red glazes. Handouts with lesson plans.</p> <p align="center">45 minutes</p>
<p>Sat., 11/13/2010 ELEM 5:00 PM to 5:45 PM Room: BALLROOM E1</p> <p align="center">Elementary Signature Series (Curriculum)</p> <p>Presenter(s): Samantha Melvin</p> <p>Spotlighted sessions by featured presenters.</p> <p align="center">45 minutes</p>	<p>Sat., 11/13/2010 MS 5:00 PM to 5:45 PM Room: BALLROOM F1</p> <p align="center">Middle School Signature Series (Curriculum)</p> <p>Presenter(s): Mary "Eileen" McClellan</p> <p>Spotlighted sessions by featured presenters.</p> <p align="center">45 minutes</p>	<p>Sat., 11/13/2010 HS 5:00 PM to 5:45 PM Room: BALLROOM G1</p> <p align="center">High School Signature Series (Curriculum)</p> <p>Presenter(s): Connie Young</p> <p>Spotlighted sessions by featured presenters.</p> <p align="center">45 minutes</p>

SATURDAY EVENING

WORKSHOP SCHEDULE (Note: * indicates session is repeated at a later time)

<p>Sat., 11/13/2010 ELEM 5:00 PM to 6:45 PM Room: 14</p> <p align="center">Teaching Sensitive Topics Through Art/Literature (Curriculum)</p> <p>Presenter(s): Amanda Batson and Angela Houdyshell</p> <p>Teaching sensitive topics to elementary students can be intimidating. Learn about how art and literature can be used to explore these topics. This session will provide a list of books and ideas that can be used in the classroom to enrich curriculum.</p> <p align="center">1 hour and 45 minutes</p>	<p>Sat., 11/13/2010 MS,HS 5:00 PM to 6:45 PM Room: 15</p> <p align="center">Color As Light (Curriculum)</p> <p>Presenter(s): Dale Clifford</p> <p>This workshop will introduce the basics of color in representational drawing using chalk pastel, in which participants are encouraged to use the formal properties of color, as well as temperature, as a structural tool to create the illusion of form and depth.</p> <p align="center">1 hour and 45 minutes</p>	<p>Sat., 11/13/2010 ALL 5:00 PM to 6:45 PM Room: 17A</p> <p align="center">21st Century Art: Growing Minds, Winning Contests! (Assessment)</p> <p>Presenter(s): Jan Hampton</p> <p>Ways to develop creative thinking skills that allow students to produce award-winning artwork - hands-on drawing and 2-D composition activities. Handouts showing examples, lesson plans, and websites will be provided.</p> <p align="center">1 hour and 45 minutes</p>
<p>Sat., 11/13/2010 HS,MS 5:00 PM to 6:45 PM Room: 17B</p> <p align="center">Surrealism Mixed Media Portraits (Curriculum)</p> <p>Presenter(s): Debbie Nicholas, Christy Adair, and Carrie Slay</p> <p>The participants will create a ground using various Surrealist techniques. We will then create mixed media artwork based on the artist's image.</p> <p align="center">1 hour and 45 minutes</p>	<p>Sat., 11/13/2010 ALL 5:00 PM to 6:45 PM Room: 18C</p> <p align="center">Twist & Wrap: Creating Recycled Newspaper Baskets (Curriculum)</p> <p>Presenter(s): Susan Whiteland</p> <p>Learn coiling technique of twisted newspaper attached with yarn. This eco-friendly hands-on activity is appropriate for upper elementary student to elder adult. The workshop was recently presented for an inter-generational classroom.</p> <p align="center">1 hour and 45 minutes</p>	<p>Sat., 11/13/2010 HS,MS 5:00 PM to 6:45 PM Room: 19A</p> <p align="center">Art in a Series (Curriculum)</p> <p>Presenter(s): Dolores Burgess</p> <p>Art based on the work of Paul Giovanopoulos. Project is mixed media. Teachers would use to a shortened version of this project. Especially good for Pre AP to get students thinking about concentration in AP portfolio. This has been a very successful project for me.</p> <p align="center">1 hour and 45 minutes</p>
<p>Sat., 11/13/2010 ALL 5:00 PM to 6:45 PM Room: BALLROOM D</p> <p align="center">Do's and Don'ts of Drawing Faces - The Art of CSI (Curriculum)</p> <p>Presenter(s): Lois Gibson</p> <p>Renowned forensic artist, Lois Gibson will share a sure-fire method for drawing the human face. Gibson has shared her method with many "non-artists" who have used the techniques to solve many cases. Teachers are invited to bring a sketchbook and a 6B pencil and join in.</p> <p align="center">1 hour and 45 minutes</p>	<p>Sat., 11/13/2010 ELEM,MS,HS 5:00 PM to 6:45 PM Room: EXHIBITION HALL</p> <p align="center">In Stella's Style: Relief Painting (Curriculum)</p> <p>Presenter(s): Maureen Doebbler and Catherine Sheerwood</p> <p>Learn from Frank Stella's relief paintings and create your own miniature version out of cardboard. Apply these 3D techniques in your own art room.</p> <p align="center">1 hour and 45 minutes</p>	<p>Sat., 11/13/2010 ELEM,HE 6:00 PM to 6:45 PM Room: 11A</p> <p align="center">Stories from a College Classroom (Curriculum)</p> <p>Presenter(s): Terry Barrett</p> <p>College art education students will read narratives about self, others, and works of art they have written. Informed by narrative inquiry and arts-based art education. Applicable for high school and middle school curriculum.</p> <p align="center">45 minutes</p>
<p>Sat., 11/13/2010 HS,MS 6:00 PM to 6:45 PM Room: 11B</p> <p align="center">Form as Content/Content as Form (Curriculum)</p> <p>Presenter(s): Liz Langdon</p> <p>Form as Content/Content as Form Art History Codex as Design for a Sequential Art Foundation Course. How can you teach art history and drawing at the same time? These lessons appeal to a broad range of student ability and interest.</p> <p align="center">45 minutes</p>	<p>Sat., 11/13/2010 ELEM,MS 6:00 PM to 6:45 PM Room: 12A</p> <p align="center">Visual Journal (Curriculum)</p> <p>Presenter(s): Lydia Blanchard</p> <p>A Visual Journal is used to keep records of the artist's studio practices, processes and critical engagements. It helps to develop an awareness of art as a means of knowing, and a way of presenting an expression to the world.</p> <p align="center">45 minutes</p>	<p>Sat., 11/13/2010 ALL 6:00 PM to 6:45 PM Room: 12B</p> <p align="center">Shedding Light on Student Teacher Supervision (Effective Teaching Practices)</p> <p>Presenter(s): Christina Bain</p> <p>This presentation will present the results of a statewide survey that examined the preparation and practice of student teacher supervisors from Texas universities. Implications for future art teacher training and university supervision discussed.</p> <p align="center">45 minutes</p>

SATURDAY EVENING

WORKSHOP SCHEDULE (Note: * indicates session is repeated at a later time)

<p>Sat., 11/13/2010 ALL 6:00 PM to 6:45 PM Room: 13A</p> <p align="center">Addressing School & Community Culture through Art (Advocacy)</p> <p>Presenter(s): Jennifer Rose-Segrest</p> <p>The planning and carrying out process involved in creating a school mural that illustrates our school's mission. This presentation will provide vital resources and planning information needed to complete a mural. Copies of lesson plans will be included.</p> <p align="center">45 minutes</p>	<p>Sat., 11/13/2010 STU,ALL 6:00 PM to 6:45 PM Room: 13B</p> <p align="center">If Only I had Known! Secrets to Landing a Job (Enrichment)</p> <p>Presenter(s): Janie Schroer and Kat Bufkin</p> <p>Learn valuable tips from two recent college grads on how to stand out from the crowd and get a job teaching art. They will discuss their experiences assembling portfolios, attending job fairs, and how to handle a variety of interview formats.</p> <p align="center">45 minutes</p>	<p>Sat., 11/13/2010 HS/AP,MUS 6:00 PM to 6:45 PM Room: 16A</p> <p align="center">Art Museum as a Resource to Teach AP Art History (Curriculum)</p> <p>Presenter(s): Elena Ivanova and Amelia Wiggins</p> <p>Participants will learn about methods and techniques of engaging students in an independent study of art history in the museum setting. Works from the collection of the Stark Museum of Art in Orange will be used as examples.</p> <p align="center">45 minutes</p>
<p>Sat., 11/13/2010 HS,ELEM,MS 6:00 PM to 6:45 PM Room: 16B</p> <p align="center">Craftivism, DIY, New Craft Culture, & the Art Room (Curriculum)</p> <p>Presenter(s): Rebecca Brockman and Chandra Noyes</p> <p>Contemporary craft practices have unique value for K-12 classroom art teaching. In this session we will present ideas that build skills and knowledge while exploring practices that blur the line between art, craft, and design.</p> <p align="center">45 minutes</p>	<p>Sat., 11/13/2010 HS,MS,STU 6:00 PM to 6:45 PM Room: 18A</p> <p align="center">Photoshop Basics (Technology)</p> <p>Presenter(s): Candace Printz</p> <p>In this workshop basic Photoshop tools and techniques will be addressed. Participants will be shown how to overlay images, adjust hue/saturation, clone, and use the vignette and healing tools. Student examples will be shown and handouts will be provided.</p> <p align="center">45 minutes</p>	<p>Sat., 11/13/2010 ALL 6:00 PM to 6:45 PM Room: 18B</p> <p align="center">Art Revolution! (Curriculum)</p> <p>Presenter(s): Mandy Peyrani and Dani Pontus</p> <p>Combine traditional mediums and new trends in technology/photo! We will have a photo shoot, so bring your chosen medium and digital/film/video/cell phone cameras, lighting, props, etc. Let's develop new ideas to art-making!</p> <p align="center">45 minutes</p>
<p>Sat., 11/13/2010 ALL 6:00 PM to 6:45 PM Room: 18D</p> <p align="center">It's Time!: Video as Art (Technology)</p> <p>Presenter(s): Jordan McDowell</p> <p>Video art is just that, art made up of moving video images. We will explore the history, present, and future of this rapidly popular medium and discuss its place within Fine Arts education. Lesson plans and student examples will be provided.</p> <p align="center">45 minutes</p>	<p>Sat., 11/13/2010 ELEM,MS,CBAE 6:00 PM to 6:45 PM Room: BALLROOM E2</p> <p align="center">Journals/Bookbinding (Curriculum)</p> <p>Presenter(s): Lee Tyler Darter</p> <p>Tired of hearing "I'm finished!?" Create personal journals. This presentation is on keeping a journal station, how to bind journals, how to cover journals, and how to select topics to write about. There will be a hands-on project.</p> <p align="center">45 minutes</p>	<p>Sat., 11/13/2010 MS,HS,HE 6:00 PM to 6:45 PM Room: BALLROOM F1</p> <p align="center">Brass and Leather (Curriculum)</p> <p>Presenter(s): Leslie Booth and Mitzi Fritzke</p> <p>Using Aqua-Flo brushes and bleach we show you how to create amazing and beautiful designs on paper and textiles.</p> <p align="center">45 minutes</p>
<p>Sat., 11/13/2010 MS,ELEM,HS,ALL 6:00 PM to 6:45 PM Room: BALLROOM F2</p> <p align="center">Creative Pencil Art for Creative Minds (Curriculum)</p> <p>Presenter(s): Kathi Hanson</p> <p>Think outside the box when working with charcoal, watercolor and pastel pencils. Kathi Hanson will share how to create watercolor pan effects using a pencil palette; manipulate pigments with unusual blending tools and how to create pencil "paint" effects.</p> <p align="center">45 minutes</p>	<p>Sat., 11/13/2010 ELEM,ALL 6:00 PM to 8:45 PM Room: BALLROOM E1</p> <p align="center">BAM!! Give Creativity a Jolt! (Effective Teaching Practices)</p> <p>Presenter(s): Peggy Hockman and LaRee Morris</p> <p>Join us for a hands-on, make/take exploration into ways to jolt your creativity. Make a Lunch Bag Journal, a Jewelry Box Assemblage. Play with media for a Take Away Sampler. Bring small trinkets/treasures to use in work. Expect a great time!</p> <p align="center">2 hours and 45 minutes</p>	<p>Sat., 11/13/2010 HS,MS 6:00 PM to 8:45 PM Room: BALLROOM G1</p> <p align="center">It's Hammer Time with Cold Connections (Curriculum)</p> <p>Presenter(s): Marcella Gutierrez</p> <p>Learn an exciting metal works technique that sparks creativity and inspiration in the classroom. The challenge of joining delicate, recycled, and fragile items with metals will be discussed as well as information on how to start a class project.</p> <p align="center">2 hours and 45 minutes</p>

WORKSHOP SCHEDULE (Note: * indicates session is repeated at a later time)

<p>Sat., 11/13/2010 ALL 6:00 PM to 8:45 PM Room: BALLROOM G2</p> <p align="center">Art Noise: Omnipotent Academic Acrylics (Curriculum)</p> <p>Presenter(s): Michael Richeson and Sharlena Wood</p> <p>Economical paints designed to fill the painting needs of every primary classroom. These paints function as acrylic, watercolor, tempera, print, fabric, glass, scene paint, and gouache. This creative journey will simplify and amplify your art adventures.</p> <p align="center">2 hours and 45 minutes</p>	<p>Sat., 11/13/2010 ALL 7:00 PM to 7:45 PM Room: 11A</p> <p align="center">Using the World as Your Classroom (Effective Teaching Practices)</p> <p>Presenter(s): Jennifer Easterling</p> <p>This presentation showcases an art curriculum that uses world travel and personal experiences to enhance learning within the classroom.</p> <p align="center">45 minutes</p>	<p>Sat., 11/13/2010 ALL 7:00 PM to 7:45 PM Room: 11B</p> <p align="center">Collaboration Strategies for Art Educators (Effective Teaching Practices)</p> <p>Presenter(s): Allison Davidson, Megan DiRienzo, Adriana Martinez, Liz Langdon, Christy Barlow, Brent Hiram, and Dawn Steinecker</p> <p>We will examine our collaboration process in developing an environmental community art project, and distill practical strategies art educators can use to navigate group efforts with each other, artists and arts organizations.</p> <p align="center">45 minutes</p>
<p>Sat., 11/13/2010 ELEM,MUS 7:00 PM to 7:45 PM Room: 12B</p> <p align="center">Weird Science: Experiments in the Art Museum! (Curriculum)</p> <p>Presenter(s): Lillian Lewis and Hilary Hibbetts</p> <p>Summary of an interdisciplinary program for elementary students linking studio art, science and museum exhibits in an exciting multi-visit curriculum-based format. Applications to classroom & museum partnerships discussed.</p> <p align="center">45 minutes</p>	<p>Sat., 11/13/2010 ELEM,ALL 7:00 PM to 7:45 PM Room: 13B</p> <p align="center">E-Portfolio in the Elementary Art Setting (Technology)</p> <p>Presenter(s): Kara Hallmark</p> <p>The electronic portfolio provides the traditional process of collection, review, and reflection while enhancing student learning and satisfaction in the elementary art setting.</p> <p align="center">45 minutes</p>	<p>Sat., 11/13/2010 ALL 7:00 PM to 7:45 PM Room: 15</p> <p align="center">Constructivist Learning Theory in the Classroom (Curriculum)</p> <p>Presenter(s): Caity Rutledge</p> <p>I have had 5 years experiencing disappointing results with Instructivist instruction. I am interested in sharing my findings by giving teachers a Constructivist lesson so they might see what it's like to learn and teach constructively.</p> <p align="center">45 minutes</p>
<p>Sat., 11/13/2010 HS/AP 7:00 PM to 7:45 PM Room: 16A</p> <p align="center">AP Art History: Writing, Sketching and Analyzing (Effective Teaching Practices)</p> <p>Presenter(s): Jennifer Fronterhouse</p> <p>A discussion of the importance of having students engaged in learning with writing, sketching, and analyzing. Walk away with lessons to use (on CD).</p> <p align="center">45 minutes</p>	<p>Sat., 11/13/2010 ELEM 7:00 PM to 7:45 PM Room: 18A</p> <p align="center">So You Are Going To Be Out on Friday? (Effective Teaching Practices)</p> <p>Presenter(s): Heather Burdette and Stacia Gower</p> <p>Learn how to use digital technology to make your substitute plans more affective and productive.</p> <p align="center">45 minutes</p>	<p>Sat., 11/13/2010 ELEM,MS,HS,MUS 7:00 PM to 7:45 PM Room: 18D</p> <p align="center">Artpace Cubed Touring Program (Enrichment)</p> <p>Presenter(s): Alexander Freeman and Kaela Hoskings</p> <p>Artpace San Antonio gives groups a unique glimpse into the world of working artists and contemporary art, as well as the chance to create their own work of art in response to the exhibitions on view. Learn how your classroom can benefit too.</p> <p align="center">45 minutes</p>
<p>Sat., 11/13/2010 ALL 7:00 PM to 8:45 PM Room: 12A</p> <p align="center">The Junction Girls Discuss Social Justice in Art (Advocacy)</p> <p>Presenter(s): Betsy Murphy and Maureen Doebbler</p> <p>The art classroom is a powerful space for students to explore themes like identity, society, and the environment. Recent graduates of the Texas Tech MAE program discuss how they approach issues of social justice in K -12 art. Lesson plans available.</p> <p align="center">1 hour and 45 minutes</p>	<p>Sat., 11/13/2010 ELEM,MS,HS 7:00 PM to 8:45 PM Room: 13A</p> <p align="center">The Evolution of Georgia O'Keeffe (Curriculum)</p> <p>Presenter(s): Sara Klein</p> <p>From Georgia O'Keeffe's early days of teaching in Texas, to her first exhibitions in New York, to her permanent home in New Mexico, participants will explore six decades of O'Keeffe's work using artworks from the Amon Carter Museum's collection.</p> <p align="center">1 hour and 45 minutes</p>	<p>Sat., 11/13/2010 MS,HS 7:00 PM to 8:45 PM Room: 14</p> <p align="center">Sculptures Worth Moore (Curriculum)</p> <p>Presenter(s): Sue Brunner and Nancy Henry</p> <p>Artists Barbara Hepworth, Henry Moore and Louise Nevelson make for an interesting and tactile 3-D piece of art using positive-negative space and texture.</p> <p align="center">1 hour and 45 minutes</p>

SATURDAY EVENING

WORKSHOP SCHEDULE (Note: * indicates session is repeated at a later time)

<p>Sat., 11/13/2010 CBAE,ALL 7:00 PM to 8:45 PM Room: 16B</p> <p align="center">Public Art in your Classroom and Community (Advocacy)</p> <p>Presenter(s): Kristen Rice</p> <p>In this presentation we'll discuss how to design and implement public art with your students and/or school-aged children within your community. We'll also discuss how to work with Color Me Empowered, a 501c3 organization, to get help with your project.</p> <p align="center">1 hour and 45 minutes</p>	<p>Sat., 11/13/2010 ALL 7:00 PM to 8:45 PM Room: 17A</p> <p align="center">Sketchbooks Everywhere! (Curriculum)</p> <p>Presenter(s): Kimberly Bierwirth, Lauren Kolesar-Eatinger, and Genifer Best</p> <p>Bring 10 pieces of interesting paper to this workshop. Explore how to use sketchbooks with students and ways to make structures.</p> <p align="center">1 hour and 45 minutes</p>	<p>Sat., 11/13/2010 HS,MS 7:00 PM to 8:45 PM Room: 17B</p> <p align="center">iWash: Creating Value (Curriculum)</p> <p>Presenter(s): Treena Rowan</p> <p>Combining graphic design with value studies in India ink wash creates awareness of "value" as an important art element. You'll work with brushes and ink on watercolor paper to create your own value study, then use your example to inspire your students.</p> <p align="center">1 hour and 45 minutes</p>
<p>Sat., 11/13/2010 ELEM,MS 7:00 PM to 8:45 PM Room: 18B</p> <p align="center">"The ART of Rock-N-Roll" (Curriculum)</p> <p>Presenter(s): Amie Shorter and Valerie O'Leary</p> <p>The audience will make a multi-media guitar using the Elements of Art and Character traits. The audience will take home lessons integrating the theme of Rock-N-Roll and ART used by the presenters at ART Night and in their classroom last year (2009-2010).</p> <p align="center">1 hour and 45 minutes</p>	<p>Sat., 11/13/2010 ELEM 7:00 PM to 8:45 PM Room: 18C</p> <p align="center">The Plot Unfolds (Curriculum)</p> <p>Presenter(s): Marilyn Ivy</p> <p>All children enjoy interactive pop-up books, so here is a program to encourage reading and discussing art. Participants create a pop-up book after viewing narrative artworks from the Kimbell Art Museum collection chosen to encourage storytelling.</p> <p align="center">1 hour and 45 minutes</p>	<p>Sat., 11/13/2010 ELEM,MS 7:00 PM to 8:45 PM Room: 19B</p> <p align="center">Made In China! (Curriculum)</p> <p>Presenter(s): Lynn Bennett and Cheryl VanRysdam</p> <p>Come share our fascination with the country of China. A summer trip to this amazing place has given us many ideas, facts, and experiences. Hands-on activities shared during the presentation along with projects, lesson plans, and a PowerPoint or two.</p> <p align="center">1 hour and 45 minutes</p>
<p>Sat., 11/13/2010 ELEM,MS,HS,ALL 7:00 PM to 8:45 PM Room: BALLROOM E2</p> <p align="center">Clay Does Not Wait! (Curriculum)</p> <p>Presenter(s): Cathy Mitchell</p> <p>Helpful hand-building and throwing tips for all levels.</p> <p align="center">1 hour and 45 minutes</p>	<p>Sat., 11/13/2010 MS,HS 7:00 PM to 8:45 PM Room: BALLROOM F1</p> <p align="center">Clay, Hands-on Textural Effects (Curriculum)</p> <p>Presenter(s): Janis McCorkle and Thomas Ciecioraka</p> <p>In this hands-on workshop we will experiment with various methods of texturing and finishing ceramics work. Each participant will leave with some new and exciting ideas to give classroom ceramics pieces more pizzazz!</p> <p align="center">1 hour and 45 minutes</p>	<p>Sat., 11/13/2010 ALL 7:00 PM to 8:45 PM Room: BALLROOM F2</p> <p align="center">Glass Painting (Curriculum)</p> <p>Presenter(s): Robbyne Teel</p> <p>Last year we painted Martini Glasses; this year who knows? Want an interactive project that engages all of your students? Then come by and learn how to paint on glass. This project engages not just your students but everyone who sees the projects.</p> <p align="center">1 hour and 45 minutes</p>
<p>Sat., 11/13/2010 MS,HS 8:00 PM to 8:45 PM Room: 11A</p> <p align="center">A Study of Women Artists Through Portraiture (Curriculum)</p> <p>Presenter(s): Denise Avery-Moore</p> <p>A presentation on the study of women artists who fought the norms of society from the Renaissance era to modern day and the students who researched and created a masterpiece of their own. Spectacular results occurred at the end process of their study.</p> <p align="center">45 minutes</p>	<p>Sat., 11/13/2010 HS 8:00 PM to 8:45 PM Room: 11B</p> <p align="center">The Sky is the Limit (Curriculum)</p> <p>Presenter(s): Sally Doyle</p> <p>In depth look at contemporary artists and how they can inspire ideas for your students and open up possibilities; for the sky is the limit in art today.</p> <p align="center">45 minutes</p>	<p>Sat., 11/13/2010 ELEM,ALL 8:00 PM to 8:45 PM Room: 13B</p> <p align="center">Meaningful Dia de los Muertos Installations (Curriculum)</p> <p>Presenter(s): Sharon Warwick and Nancy Walkup</p> <p>At elementary and high school levels we created a school wide Dia de los Muertos celebration that became truly meaningful for our students. See our installations and performances and receive lesson plans to take back to your schools.</p> <p align="center">45 minutes</p>

SATURDAY EVENING

WORKSHOP SCHEDULE (Note: * indicates session is repeated at a later time)

<p>Sat., 11/13/2010 HS/AP 8:00 PM to 8:45 PM Room: 16A</p> <p align="center">AP Portfolios That Get a 5!!! (Assessment)</p> <p>Presenter(s): Donna Reedy</p> <p>Prepare your AP program for success! See a visual presentation of AP 2D and AP Drawing portfolios that get a 5. Portfolios will be on display, and images of successful breadth projects and concentrations will be presented and discussed. (CD's incl.)</p> <p align="center">45 minutes</p>	<p>Sat., 11/13/2010 ELEM,ALL 8:00 PM to 8:45 PM Room: 18A</p> <p align="center">An Apple A Day - iPods, iPads and more (Technology)</p> <p>Presenter(s): Jean King</p> <p>Using Apple's iPods and iPads in the art room: Converting videos and DVDs, podcasting, e-portfolios, presentations and more.</p> <p align="center">45 minutes</p>	<p>Sat., 11/13/2010 ALL 8:00 PM to 8:45 PM Room: 18D</p> <p align="center">The "ish" Factor (Curriculum)</p> <p>Presenter(s): Shannon Kessler</p> <p>What do we want our kids to leave our classroom knowing in the 21st Century? We want kids to think for themselves, use direct observational skills and be creative; this will help them become a vital part of our 21st Century global community.</p> <p align="center">45 minutes</p>
--	---	---

Congratulations to Deanna Smith for submitting the winning design for the TAEA 50th Anniversary pin design. Her design will be used for this "special edition" TAEA commemorative pin. Thanks to each member who submitted designs for consideration!

SATURDAY EVENING

50

**"Every Day Matters –
 50 years of Art Education in
 Texas"**

**Be a part of the
 celebration...**

**Galveston Moody Gardens
 November 9 – 13, 2011**

WORKSHOP SCHEDULE (Note: * indicates session is repeated at a later time)

<p>Sun., 11/14/2010 ELEM,ALL 7:00 AM to 7:45 AM Room: HILTON 406</p> <p align="center">Youth Art Month Breakfast (Advocacy)</p> <p>Presenter(s): Alisa Meli and Samantha Melvin</p> <p>Come and join us for breakfast and find out the latest information about Youth Art Month in Texas.</p> <p align="center">45 minutes</p>	<p>Sun., 11/14/2010 MTG 8:00 AM to 8:45 AM Room: HILTON 400</p> <p align="center">Area I Meeting (Advocacy)</p> <p>Presenter(s): LaRee Morris</p> <p>This session is for TAEA Area I Representatives.</p> <p align="center">45 minutes</p>	<p>Sun., 11/14/2010 MTG 8:00 AM to 8:45 AM Room: HILTON 402</p> <p align="center">Area V Meeting (Advocacy)</p> <p>Presenter(s): Debbie Pruitt</p> <p>This session is for TAEA Area V Representatives.</p> <p align="center">45 minutes</p>
<p>Sun., 11/14/2010 MTG 8:00 AM to 8:45 AM Room: HILTON 406</p> <p align="center">Area VI Meeting (Advocacy)</p> <p>Presenter(s): Jean King</p> <p>This session is for TAEA Area VI Representatives.</p> <p align="center">45 minutes</p>	<p>Sun., 11/14/2010 MTG 8:00 AM to 8:45 AM Room: HILTON 408</p> <p align="center">Area II Meeting (Advocacy)</p> <p>Presenter(s): Anna Montalvo</p> <p>This session is for TAEA Area II Representatives.</p> <p align="center">45 minutes</p>	<p>Sun., 11/14/2010 MTG 8:00 AM to 8:45 AM Room: HILTON 410</p> <p align="center">Area III Meeting (Advocacy)</p> <p>Presenter(s): Jody Johnson</p> <p>This session is for TAEA Area III Representatives.</p> <p align="center">45 minutes</p>
<p>Sun., 11/14/2010 MTG 8:00 AM to 8:45 AM Room: HILTON 412</p> <p align="center">Area IV Meeting (Advocacy)</p> <p>Presenter(s): Mel Basham</p> <p>This session is for TAEA Area IV Representatives.</p> <p align="center">45 minutes</p>	<p>Sun., 11/14/2010 ALL 9:00 AM to 11:00 AM Room: HILTON BALLROOM</p> <p align="center">General Session 3 (Enrichment)</p> <p>Presenter(s): Lois Gibson</p> <p>Lois Gibson is recorded in the Guinness Book of Records as The World's Most Successful Forensic Artist. Her sketches have helped law enforcement bring in over 1,188 criminals since 1982. Lois now teaches this profession at Northwestern University and has completed the textbook Forensic Art Essentials.</p> <p align="center">2 hours</p>	<p>Sun., 11/14/2010 ALL 11:00 AM to 11:45 AM Room: HILTON 402</p> <p align="center">Remote Alaskan Villages & Art Education Practice (Effective Teaching Practices)</p> <p>Presenter(s): Matthew Timme</p> <p>A discussion of first hand experiences with museum, school, and community collaborations in art education, at three remote Alaskan Native villages. This exploration will focus on the cultural significance of the art making process within these villages.</p> <p align="center">45 minutes</p>
<p>Sun., 11/14/2010 HS,SUPV 11:00 AM to 11:45 AM Room: HILTON 406</p> <p align="center">Visual Art and Math (Curriculum)</p> <p>Presenter(s): Judith Miller</p> <p>Fine Arts are targeted to be cut from the public school curriculum because they are viewed as non-essential. This presentation is to explore the concept of Visual Art as a core subject that partners well with mathematics.</p> <p align="center">45 minutes</p>	<p>Sun., 11/14/2010 MUS,HE 11:00 AM to 11:45 AM Room: HILTON 408</p> <p align="center">Junior League Involvement in Art Museum Education (Advocacy)</p> <p>Presenter(s): Elizabeth Roath</p> <p>An examination of the history of the 70 year partnership between the Junior League and art museum education departments, this session offers a look at the involvement this philanthropic organization has provided art museums in the role of volunteer docent.</p> <p align="center">45 minutes</p>	<p>Sun., 11/14/2010 ELEM,ALL 11:00 AM to 11:45 AM Room: HILTON 410</p> <p align="center">My Art is Special (Assessment)</p> <p>Presenter(s): Delta Jones and Tamara Vogt</p> <p>Tools and Tips of the Trade for working with Special Needs students will be presented by Adaptive Art Teachers. General art media will be adapted for specific needs of your inclusion students for meaningful art experiences.</p> <p align="center">45 minutes</p>

SUNDAY MORNING

WORKSHOP SCHEDULE (Note: * indicates session is repeated at a later time)

Sun., 11/14/2010 ELEM

11:00 AM to 12:45 PM

Room: HILTON 400

Dragons, Pandas, and Hello Kitty
(Curriculum)

Presenter(s): Nancy Walkup, Rhonda Sherrill, and Stacy Sturgell

Join three Denton elementary art teachers for this supersession for a look at art education in China and Japan, along with engaging hands-on activities.

1 hour and 45 minutes

Sun., 11/14/2010 ELEM

11:00 AM to 12:45 PM

Room: HILTON 412

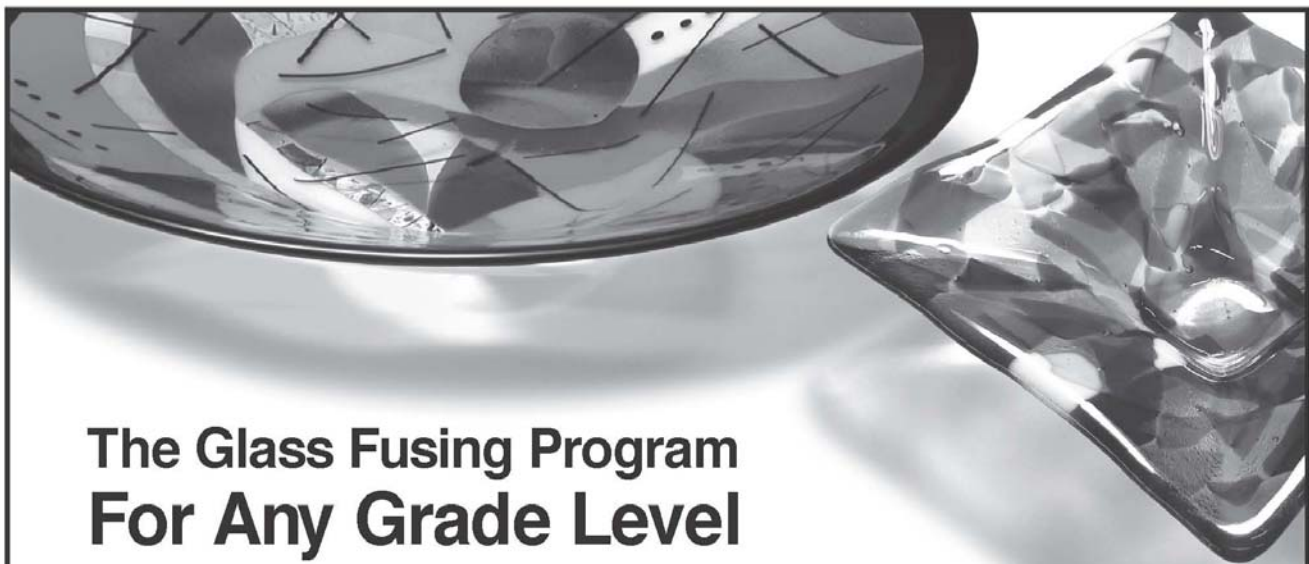
Weaving Techniques and Inspirations
(Curriculum)

Presenter(s): Susan Holland

Weaving techniques and styles for various looms that elementary kids can make. Ideas for personal expression through weaving and investigation of cultural/historical contexts for weaving units. Grab the info and go, or hang out and learn new ways to weave.

1 hour and 45 minutes

GO TO THE TAEA
WEBSITE AT
TAEA.ORG
TO SUBMIT YOUR
PRESENTATION
PROPOSAL FOR THE
2011 CONFERENCE IN
GALVESTON.



The Glass Fusing Program For Any Grade Level

Want to learn more? Stop by Booth #606 and see just how easy it can be to join the growing number of schools that have successfully added Glass Fusing to their art education programs.



1-800-426-3120

www.spectrumglass.com/arteducators

SUNDAY MORNING

TAEA 2010 Conference Presenters

(P) Indicates lead presenter

Abrego, Darla abregod@greenvilleisd.com
Cheap and Easy Screenprinting (P)

Adair, Christy christy.adair@txkisd.net
Surrealism Mixed Media Portraits

Adams, Christine cadams@mckinneyisd.net
3D Thiebaud/Different Twist to Papier Mache
iVerb Computer and Digital Art Design

Adams, Laurie ladams@conroeisd.net
Prisma Passion

Adams, Moses madams4@houstonisd.org
How to Build(Architecture) Skyscapers and Houses (P)

Akins-Tillett, Future future.akers@ttu.edu
Pedagogy of Neighborhood: People, Place, & Purpose

Alami, Tamra tamra.alami@pisd.edu
Popping with Warhol
Private School Meeting (P)
Soundscape for a Painting (P)
Using Our Senses to Discover the Elements of Art (P)

al-Ansari, Banan
The Museum as Meta-Text: Views from the Metroplex

Alexander, Jody jalexander@dentonisd.org
Elementary Ideas That Work

Allison, Amanda a.allison@tcu.edu
Both Sides Now: Art Teacher Development (P)
Writing for TAEA Trends

Andrews, David A. dandrews@mckinneyisd.net
Remember the Principles of Design? (P)
What Do You Teach the 1st Week of School? (P)

Andrus, Crystal crystallandrus@katyisd.org
Glogster 101 (P)

Appleby, Cassie cappleby@mckinneyisd.net
3D Thiebaud/Different Twist to Papier Mache
iVerb Computer and Digital Art Design

Arnold, Heather headna21@yahoo.com
Green Art Lessons

Arnold, Pam pam_arnold@roundrockisd.org
"Wired" and "Plastered" (sculptures) (P)

Asha, Tiffany tiffany_asha@yahoo.com
Graffiti and Protest Art (P)
Yoga + Art = Love (P)

Avery-Moore, Denise daverymoore@lubbockisd.org
A Study of Women Artists Through Portraiture (P)

Bain, Christina bain@unt.edu
E-portfolios:Challenges, Rewards and Possibilities (P)
Graduate Forum on Research in Art Education (P)
Shedding Light on Student Teacher Supervision (P)
Writing for TAEA Trends (P)

Baird, Sharon sbaird@merkel.esc14.net
10 Years! Art That Works for All Students (P)

Bakke, Kristina kbakke@eNasco.com
Game Show (P)

Baldwin, Amanda baldwin.amanda@live.com
Emotion in the Style of Giacometti (P)
Narrative Clay Corners

Ballew, Cindy ballewc@greenvilleisd.com
Cheap and Easy Screenprinting

Balson, Terry Terry.balson@gpisd.org
Amazing Sculpture

Barlow, Christy christybarlow@my.unt.edu
Collaboration Strategies for Art Educators
The Museum as Meta-Text: Views from the Metroplex

Barrett, Terry terry.barrett@unt.edu
Stories from a College Classroom (P)

Basham, Mel mbasham@shepherdisd.net
Area IV Meeting (P)
Make a Book and Fill It Up! (P)

Batson, Amanda amandabatson@hotmail.com
Teaching Sensitive Topics Through Art/Literature (P)

Battle, Dale battleworks@swbell.net
Fellows Business Meeting (P)

Beck, Patti grammapb@sbcglobal.net
Mad About Clay

Becker, Mary mbteaches@yahoo.com
Refining Abstract Ideation Design (P)

Belwood, Johanna jbelwood@ems-isd.net
Murals and Marvelous Art Room Mayhem

Bennett, Lynn lynn.bennett@humble.k12.tx.us
Made In China! (P)

TAEA 2010 Conference Presenters

(P) Indicates lead presenter

Beradino, Jennifer jberadino@mfeh.org
Art Resources for the Classroom 24/7 (P)
Teachers' Choice: Top 10 Artworks at the MFAH

Best, Genifer gbest@fortworthisd.net
Exploring the Outdoors Through Art II
Sketchbooks Everywhere!

Bevans, Jami jbevans@csasd.org
Layer Up! (P)

Bierwirth, Kimberly mykim617@gmail.com
Exploring the Outdoors Through Art II (P)
Sketchbooks Everywhere! (P)

Bishara, Susan susanbishara@charter.net
Murals and Marvelous Art Room Mayhem (P)

Black, Michaela mblack@amoa.org
Programming Collaborations that Work! (P)

Blanchard, Lydia Lydia.Blanchard1@utb.edu
Visual Journal (P)

Blaylock, Layton blaylockfilms@mindspring.com
Art from the Streets Documentary

Blount, Marsha blountmarsh@sfasu.edu
Artistic Creativity & The Art Educators' Retreat (P)
Clocks & Critters..how would a squirrel tell time? (P)

Bolin, Paul pebolin@mail.utexas.edu
"Demythifying" Art Education
Art Education Graduate Programs in Texas (P)
Art Education Research in the State of Texas (P)
Higher Education Division Meeting (P)
Higher Education Signature Series (P)

Bolte, Fran boltef@cfbisd.edu
AP Art History Dialogue (P)

Booth, Leslie lbooth@mckinneyisd.net
Artist Biographies that ROCK! (P)
Brass and Leather (P)

Boothe, Nina flwrchld9a@earthlink.net
Got Color? (P)
Perspective without Tears--Part II (P)

Boswell, Mary maryboswell@yahoo.com
S.I.P. 2010 (P)
Still In Pursuit 2010 (P)

Brewer, Jackie ja1997@bryanisd.org
Free and Open Source Software

Brisco, Nicole nbrisco@pgisd.net
Road Tested AP Concepts: Part VIII (P)

Brockman, Rebecca beccametalsmith@gmail.com
Craftivism, DIY, New Craft Culture, & the Art Room (P)

Brooks, Rick rbrooks@saisd.net
Classroom Cartooning (P)

Broome, Jeffrey jeffrey.broome@unt.edu
Multi-age Schools and Art Class: Results for Texas (P)

Browning, Taylor taylor.b@mail.utexas.edu
Exploring the Dual Identity of the Artist-Educator (P)

Brunner, Sue soozie55@gmail.com
Sculptures Worth Moore (P)

Buchanan, Lynne lynne.buchanan@gpisd.org
So You Think You Saw What Happened? (P)

Bufkin, Kat katbufkin@gmail.com
If Only I had Known! Secrets to Landing a Job

Bunch, Gayle gbtxarts1@me.com
The Magic of Zentangle (P)

Burdette, Heather heather.burdette@humble.k12.tx.us
So You Are Going To Be Out on Friday? (P)

Burgess, Dolores dburgess@kleinisd.net
Art in a Series (P)

Burke, Desi desi.burke@austinisd.org
Clay Sun Masks

Bush, Jacqui jacqui@stainedglassofmckinney.com
Help!! I'm Afraid to Fuse Glass in My Kiln (P)

Cantu, Mary mecantu@aol.com
Fontmasters (P)
Skillshares: Education through Community (P)
Step Up's Reuse Action Project (P)

Carey, Kate kate.carey@mcnayart.org
In-Reach v. Out-Reach: Promise for Museum Learning (P)
Museum Education Division Meeting (P)

Carpenter, B. Stephen bscarpenter@tamu.edu
"Demythifying" Art Education
Texas Governor's School in Arts Humanities (P)

Check, Ed ed.check@ttu.edu
Pedagogy of Neighborhood: People, Place, & Purpose (P)

TAEA 2010 Conference Presenters

(P) Indicates lead presenter

Cieciorka, Thomas

thomas.cieciourk@humble.k12.tx.us
Clay, Hands-on Textural Effects

Clewis, Kelly

kc1323@txstate.edu

Clay Busts

Clifford, Dale

dcliffor@scad.edu

Color As Light (P)

Clyne-Ruch, Denise

dcllyneruch@dentonisd.org

Effective Advocacy for the 21st Century
Elementary Ideas That Work

Colbert, Karen

kacolbert07@yahoo.com

Utilizing Technology to Empower Children in Africa (P)

Colosimo, Joel

jcolosimo@wacoisd.org

Digital Collaboration (P)

Cook, Libby

libby.cook@tcu.edu

Both Sides Now: Art Teacher Development

Copeland, Amy

ACopeland@dallasmuseumofart.org

Close-looking, Collaboration and Creative Response (P)

Crosby, Enrique

enriquecrosby@gmail.com

2012 and Future Fears, Hopes and Dreams (P)

Culotta, Joe

joe.culotta@schoolspecialty.com

Color Power 3-D Holographic Color Theory (P)

Darden, Yolanda

yolanda.darden@fwisd.org

Model Magic 2: The Other Sculpture Medium (P)

Darter, Lee Tyler

doodleallday@hotmail.com

Journals and Back-Up Projects (P)
Journals/Bookbinding (P)

Davidson, Allison

allisonbowles@gmail.com

Aesthetics in Art
Collaboration Strategies for Art Educators (P)

Davis, D. Jack

davis@unt.edu

E-portfolios: Challenges, Rewards and Possibilities

Davis, Julie

j.davis@dickblick.com

Altered Penny Carpets (P)
Paper Coil Baskets (P)

de la Garza, Carlos

cdelagar@austinisd.org

Human Silhouettes: A Study of Kara Walker (P)

DeCarlo, Kristen

DecarloK@friscoisd.org

Marvelous Marbleized Art (P)

Del Hierro, Kathie

kdelhierro@eanesisd.net

Wiggy Wiki and Art History (P)

Derstein, Kristen

kderstein@dixonusa.com

The Art of Colored Pencil (P)

DiRienzo, Megan

MeganDirienzo@my.unt.edu

Collaboration Strategies for Art Educators

Doebbler, Maureen

mdoebbler@eisd.net

In Stella's Style: Relief Painting (P)
The Junction Girls Discuss Social Justice in Art

Doll, Joanne

joannedoll@nisd.net

Wired Assemblages (P)

Doyle, Joey

jdoyle@aldine.k12.tx.us

VASE Director's Meeting (P)
VASE From Here to There and Back Again (P)

Doyle, Sally

sally.doyle@fortbend.k12.tx.us

The Sky is the Limit (P)

Dyer, Nina

ninamariopottery@gmail.com

Refining Abstract Ideation Design

Easterling, Jennifer

jeneasterling@gmail.com

Using the World as Your Classroom (P)

Erck, Debra

How to Create a Fine Arts Festival

Evans, Cheryl

kapche@aol.com

Council at Large Meeting (P)
Member's TAEA Think Tank (P)

Evans-Palmer, Teri

te10@txstate.edu

Acting Out in the Art Room (P)

Ferris, Susan

sferris@neisd.net

How to Make Art History a Blast from the Past (P)

Fifer, Diane

dpfifer@earthlink.net

Quilt a Landscape, Fiber Art (P)

Fitzgerald, Brittany

skillernb@yahoo.com

Mural Creation (P)

Fleetwood, Linda

lindafleetwood@att.net

E-Portfolio & E-Assessment for TAEA
TAEA/VASE Juror Certification Training (P)

Fletcher, Beverly

beverly.fletcher@fwisd.org

Art Boot Camp-What They Didn't Tell You in School! (P)
Innovative Fine Arts Professional Development (P)

TAEA 2010 Conference Presenters

(P) Indicates lead presenter

Flood, Karen karenflood@herefordisd.net
Packing Tape Sculptures (P)

Foret, Kellye Kellye.Foret@nisd.net
Positive Outcomes In Negative Space

Forgey, Amber forgeya@ltsd.schools.org
Timesaving Tech Tricks (P)

Foster, Tamara mudd_flower@hotmail.com
Recycled Materials and Sculpture (P)
Tree of Life - School Community Art (P)

Fox, Karen kfox@neisd.net
Pages and Pages of Possibilities

Fox, Sheila sheila.fox@umlautsculpture.org
Hands-on Museum Education (P)

Freeman, Alexander afreeman@artpace.org
¿Cómo Vives? (How do you live?) (P)
Artpace Cubed Touring Program (P)
Project Calle Rojo: Exploring Indigenous Texas (P)

Fritzke, Mitzi mfritzke@mckinneyisd.net
Brass and Leather

Fronterhouse, Jennifer fronterj@friscoisd.org
AP Art History: Writing, Sketching and Analyzing (P)
Museums: Engaging the AP Art History Student

Fuller, Stacy stacy.fuller@cartermuseum.org
Incorporating Latino Art into Your Curriculum (P)
Museum Education Signature Series (P)

Gabbard, Linda gabbalajaz@att.net
Handmade Sketchbooks (P)

Gardere, Mary Jo mjgardere@yahoo.com
AMAZING ART Projects to ACTIVATE the
IMAGINATION(P)

Gardner, Loren loren.gardner@springbranchisd.com
Inexpensive Sketchbooks and Daily Warm-Ups

Garrett, Cindi cindigarrett@sbcglobal.net
Fear No Printmaking! (P)

Gibson, Lois
Do's and Don'ts of Drawing Faces - The Art of CSI (P)
General Session 3 (P)

Gibson, Theodora gibsontc@lisd.net
Green Art Lessons (P)

Giles, Gregory ggiles@pasadenaisd.org
Creating Digital Portfolios (P)
Studio Art & Digital Art - Making the Connection (P)

Good, Rosemarie rose@cordovanartschool.com
Figure Drawing (P)

Gower, Stacia stacia.gower@humble.k12.tx.us
So You Are Going To Be Out on Friday?

Greene, Kelly kgreene@austinisd.org
Simple Serigraphy

Gregory, Diane gregory.diane55@yahoo.com
Blogging: Improving Student Learning in Art (P)
Creating a Blog Web Site for Your Art Program (P)
Creative Web 2.0 Sites for the Art Classroom (P)

Griffith, Sherry sherry.griffith@abileneisd.org
Incorporating Photography Into the AP 2D Portfolio (P)
Papier Mache Pulp Head Sculpture

Grundler, Matthew matthew.grundler@pisd.edu
Popping with Warhol (P)

Gutierrez, Marcella mgutierrez@saisd.net
It's Hammer Time with Cold Connections (P)

Guy, Angela angela.guy@fortbendisd.com
The Wonder & Art of Oaxaca, Mexico (P)

Hall, Angelique angelique.hall@killeenisd.org
The Art of Trading Cards Miniature Masterpieces (P)

Hallmark, Kara kkhallmark@gmail.com
E-Portfolio in the Elementary Art Setting (P)

Hampton, Jan janhamp@gmail.com
21st Century Art: Growing Minds, Winning Contests! (P)

Hanson, Kathi kathihanson@earthlink.com
Creative Pencil Art for Creative Minds (P)
Let's Get Excited About Graphite (P)

Hardy, Teresa twilight0034@yahoo.com
Hand Casting with Plaster Gauze (P)

Hartman, Jennifer hartman.jd@gmail.com
Aligning the Visual Art TEKS with the CORE TEKS (P)

Hasio, Cindy cindyhasio@my.unt.edu
Conservatively Weird: Recycling Objects in Art (P)
Throwing Creativity in the Trash is a Good Thing (P)

TAEA 2010 Conference Presenters

(P) Indicates lead presenter

Hays, Nina nhays@alvinisd.net

Create on the Fly (P)

Free and Open Source Software (P)

Technology Interest Group (P)

Haywood, Keene keene@nmc.org

Learn about MIDEA

Hebert, Carol chhebert@sbcglobal.net

AP Art History/Procedures Learned from Others (P)

Henry, Nancy nhenry@godleyisd.net

Sculptures Worth Moore

Herrera, Martha xoxomarta@hotmail.com

Motivate the Unusual! (P)

Student Gallery in the Classroom

Hibbetts, Hilary hilhibbs@yahoo.com

Weird Science: Experiments in the Art Museum!

Hickman, Sara sara@sarahickman.com

General Session 1 (P)

Hierholzer, Mary mary.hierholzer@fc.ecisd.net

The Art of Quilling (P)

Hill, Karie kariahill@hotmail.com

New to Profession (P)

Hinojosa, S'Lena shinoj@neisd.net

How to Make Art History a Blast from the Past

Hirak, Brent brent.hirak@gmail.com

Collaboration Strategies for Art Educators

Hobbs, Janice jshobbs1016@aol.com

Clay Projects for School (P)

Hockman, Peggy peggyhockman@att.net

BAM!! Give Creativity a Jolt! (P)

Being Your Own Critic; Who Are You Really?

Holland, Susan sholland@austinisd.org

Weaving Techniques and Inspirations (P)

Hoskings, Kaela khoskings@artpace.org

Artpace Cubed Touring Program

Jumpstarting Lessons with Cross Curricular Centers

Project Calle Rojo: Exploring Indigenous Texas

Houdyshell, Angela

Teaching Sensitive Topics Through Art/Literature

Howard, Daryl daryl@darylhoward.com

General Session 2 (P)

Howell, John john@cordovanartschool.com

Figure Drawing

Howell, Ralph rhowell@smhall.org

3D Anaglyph Photography (P)

Hubbert, Beth bhubbart@shermanisd.net

Art Club & Arts Night Extravaganza (P)

Huff, Mary Kay mary.huff@abileneisd.org

Clay, Wires and Sticks (P)

Hyatt, Joana jstwidwell@yahoo.com

TAEA Members Speak Out on NCLB (P)

Hye, Shelly hyecole@hotmail.com

Structure to Strengthen your AP Students' Success (P)

Ivanova, Elena eivanova@starkmuseum.org

Art Museum as a Resource to Teach AP Art History (P)

Ivy, Marilyn mivy@kimbellmuseum.org

The Plot Unfolds (P)

Johnson, Jody artsmartgal@yahoo.com

Area III Meeting (P)

Portraiture from Behind: A Study of Texture (P)

Jones Gonzales, Jessica jonezales@yahoo.com

Printmaking Reductive Fun

Simple Serigraphy

Jones, Delta djones1@austinisd.org

My Art is Special (P)

Jones, Lauren lauren.jones@gpisd.org

Amazing Sculpture (P)

Kaarlson, Laura Laura.Kaarlson@nisd.net

Wired Assemblages

Kalin, Nadine kalin@unt.edu

E-portfolios: Challenges, Rewards and Possibilities

Kamperman, Mary rckamp@hotmail.com

Slab-Built Vessels (P)

Karol, Shannon skarol@dallasmuseumofart.org

Themes for Teaching with African Art (P)

Keitz, Ruth A. keitzra@aol.com

The "Art" of Cooperative Learning and Sculpture

TAEA 2010 Conference Presenters

(P) Indicates lead presenter

Kendall, Lisa kendall@whitehouseisd.org
Glue Monoprint

Kennedy, Kasi freyja@realtime.net
Sing It, Don't Say It! (P)

Keough, Marcia mkeough2002@yahoo.com
Art Boot Camp-What They Didn't Tell You in School!

Kerr, Camille camille.kerr@kellerisd.net
Paper Bag Books (P)

Kessler, Shannon skessler@mckinneyisd.net
The "ish" Factor (P)

Khan, Fahmi fahmi.khan@fortbend.k12.tx.us
Sketch a Doodle Do (P)

Kiel, Martha marthakiel@hsutx.edu
Clay, Wires and Sticks

Killian, Christine killianc@whitehouseisd.org
Glue Monoprint

Killian, Daniel daniel.killian@tylerisd.org
Glue Monoprint (P)

Kincaid, Holly hollybess@aol.com
Pictures at an Exhibition (P)

King, Diane diane.king@abileneisd.org
Papier Mache Pulp Head Sculpture (P)

King, Jean kingjean@sbcglobal.net
An Apple A Day - iPods, iPads and more (P)
Area VI Meeting (P)

Klein, Sara sara.klein@cartermuseum.org
The Evolution of Georgia O'Keeffe (P)

Klenow, Trish trish@trishklenow.com
Deconstruction Book Heaven (P)
Juxtapoz (P)

Kling, Cindy ckling@athensisd.net
Turning Tessellations (P)

Kolesar-Eatinger, Lauren artlauren@hotmail.com
<http://naea.digication.com/artlauren>
Flag Books (P)
If You Live in the Fort Worth Area, Join AENCT (P)
Sketchbooks Everywhere!
The Power of Art (P)
Tried and True Lesson Plans (P)

Krabbenhof, Eloiese ek11@txstate.edu
Clay Busts (P)

Kraft, Michelle michelle.kraft@lcu.edu
April Art for Home-Schooled Students (P)
Art History in Italy (P)

Krueger, Karen kkrueger@judsonisd.org
Travel the World through Art

Kuniansky Varon, Rachel rkunian@hotmail.com
Learn about MIDEA (P)

Kuntz, Martha Anne makuntz@gmail.com
Serving Up Art History - Judy Chicago Style (P)

Kunz, Rebecca rebecca.kunz@fc.ecisd.net
The Art of Quilling

Lambert, Natalie atelier_lambert@sbcglobal.net
Pulling Teeth from a Tiger: Middle School Drawing (P)

Lambert, Stephanie lamberts@friscoisd.org
Marvelous Marbleized Art

Langdon, Liz elizabethlangdon@aol.com
Collaboration Strategies for Art Educators
Form as Content/Content as Form (P)

LaRocca, Lauren llarocca723@gmail.com
Museums: Engaging the AP Art History Student (P)

Laude, Deborah debarooski@gmail.com
Giacometti Foil Sculptures (P)

Leerkamp, Cavan cavanl@hotmail.com
Houston Art Car Parade: Step-by-Step (P)

Lewis, Lillian um_whatsherface@hotmail.com
Genuine Landmarks
Weird Science: Experiments in the Art Museum! (P)

Lieber, Renee rlieber@houstonisd.org
Mondrianis/Dubuffets - Flat, Hung, or Standing (P)

Lloyd, Elizabeth eelloyd@gmail.com
Jumpstarting Lessons with Cross Curricular Centers (P)

Lofton, Lionel lionelsart@aol.com
Cardboard Sculpture/Assemblages (P)

Lopez, Isabel ilopez1@netzero.net
Model Magic 2: The Other Sculpture Medium

TAEA 2010 Conference Presenters

(P) Indicates lead presenter

Lovelace, Kim klovelace26@hotmail.com
Mad About Clay (P)

Luckett, Cathy cathy.luckett@gpsid.org
Tips-Tricks-Techniques-Takeaways (P)

Lucy, Barry bdjaslu@gmail.com
College Board AP Studio Art Panel Discussion:Cons (P)

Malek, Adam amalek@pasadenaisd.org
Creating Digital Portfolios

Mariscal, Veronica veromari6@yahoo.com
Living through the Louvre (P)
Student Gallery in the Classroom (P)

Markello, Carrie cmarkello@uh.edu
Strategies for Planning Engaging Art Experiences (P)

Marquis, Aloma marquisaloma@sfasu.edu
Clocks & Critters..how would a squirrel tell time?

Martin, Jennifer jmartin@irvingisd.net
Green Art Lessons

Martin, Rebecca rebecca@sidrichardsonmuseum.org
Codes of Life (P)

Martinez, Adriana marmen09@gmail.com
Art as a Pedagogical Practice in Mexico (P)
Collaboration Strategies for Art Educators
Huichol Art and Visual Culture in America (P)

Martinez, Juan jmarti14@saic.edu
Developing Portfolios for College Admissions (P)

Martinez, Melina tabunited@yahoo.com
The Border Wall: How, Why and What Next? (P)

Maske, Donna ddhm51@yahoo.com
From Rock to Beast (P)

Mason, Dave masoda@mansfieldisd.org
You Asked for It...We Brought It! (P)

Mathews, Jim matthews@spectrumglass.com
Glass Fusing for Art Educators (P)

Mayer, Melinda mayermm@austin.utexas.edu
"Demythifying" Art Education (P)
In-Reach v. Out-Reach: Promise for Museum Learning

McCarthy, Marguerite mccarthy.4@sbcglobal.net
Acting Out in the Art Room

McClellan, Mary "Eileen" mmcclell@houstonisd.org
Middle School Signature Series (P)

McCorkle, Janis janis.mccorkle@humble.k12.tx.us
Clay, Hands-on Textural Effects (P)
Middle School Division Meeting (P)

McCoy, Gloria gloria.mccoy@springbranchisd.com
Join the TEAM: Texas Elementary Art Meet (P)

McCullar, David dmccullar@dentonisd.org
Effective Advocacy for the 21st Century

McDaniel, Danielle danielle@theclaylady.com
How to Teach Clay...The Clay Lady Way (P)

McDowell, Jordan jmcdowel@houstonisd.org
It's Time!: Video as Art (P)

McLemore, Emily emily.mclemore@sville.us
Differentiated Art (P)

McMullen, Avis ajmcmullen@yahoo.com
My Recorder Is Stuck on Repeat (P)

Meli, Alisa alisa.meli@pisd.edu
Youth Art Month Breakfast (P)

Melvin, Samantha arteaches@hotmail.com
Elementary Division Meeting (P)
Elementary Signature Series (P)
Youth Art Month Breakfast

Miller, Judith judithjmb@yahoo.com
Visual Art and Math (P)

Minnis, Shelley Shelley.Minnis@Sanford.com
Prismacolor Products from Beginner to Professional (P)

Mitchell, Cathy cmitchell@mckinneyisd.net
Clay Does Not Wait! (P)

Mogas, Maria mariamogas@aol.com
Concept Attainment (P)

Moloney, Katherine
katherine.moloney@cartermuseum.org
Art Resources for the Classroom 24/7

Montalvo, Anna amontalvo@lubbockisd.org
Area II Meeting (P)

Moore, Alicia amoore@ccisd.net
High School Division Meeting (P)

TAEA 2010 Conference Presenters

(P) Indicates lead presenter

Moore, Jacie jaciemoore@hotmail.com
College Board AP Studio Art Panel Discussion:Cons

Moore, Norma Jean njmooresa@aol.com
Positive Outcomes In Negative Space (P)

Morgan, Bobbette M. bobbette.morgan@utb.edu
The "Art" of Cooperative Learning and Sculpture (P)

Morris, LaRee laree.morris@ectorcountysd.org
Area I Meeting (P)
BAM!! Give Creativity a Jolt!
Being Your Own Critic; Who Are You Really? (P)

Morrison, Anne amorrison@conroeisd.net
Keeping it Weird with Flash (P)

Moss, Cindy cmosse@conroeisd.net
Prisma Passion (P)

Munger, Kay Arnaud kmunger@kleinisd.net
Handmade Artist's Book (P)

Munguia, Rellenny rellmoon927@yahoo.com
MYnd MAPping Movements (P)

Munguia, Rellenny rellmoon927@yahoo.com
Artists with disABILITIES

Murphy, Betsy betsy.murphy@leanderisd.org
The Junction Girls Discuss Social Justice in Art (P)

Murphy, Jessica jwilson7833@gmail.com
April Art for Home-Schooled Students

Musto, Kris kmusto@mcad.edu
Preparing an Admissions Portfolio for Art College (P)

Nava, Ariadne ariadnenava@yahoo.com
Artists with disABILITIES (P)
Motivate the Unusual!
MYnd MAPping Movements

Nelson, Christine cnelson@mckinneyisd.net
What's the Big Idea (P)

Nethery, Debbie deblarry@ndemand.com
Mardi Gras Mania (P)

Nicholas, Debbie debbie.nicholas@txkisd.net
Surrealism Mixed Media Portraits (P)

Noyes, Chandra chandra.noyes@gmail.com
Craftivism, DIY, New Craft Culture, & the Art Room

Ober, Jenifer jobe@austinisd.org
Dias de los Muertos K-5 Unit Plan

O'Brien, Bridget bobrien@mfah.org
Engaging Young Learners with Works of Art
In-Reach v. Out-Reach: Promise for Museum Learning
Making the Most of Your Museum Visit (P)
Visual Literacy and Contemporary Culture

O'Leary, Valerie valartsylady@aol.com
"The ART of Rock-N-Roll"

Oleniczak, Andrea
aoleniczak@collegeforcreativestudies.edu
History and Outlook on Careers in Art and Design (P)

Orr, Eric ericmuddorr@yahoo.com
Majolica Coil and Pinch Goblets (P)

Ortiz, Cruz spaztek@hotmail.com
Fontmasters
Skillshares: Education through Community

Owens, Julie
AMAZING ART Projects to ACTIVATE the
IMAGINATION

Page, Kim kim.page@risd.org
Bowl Making the Easy Way

Parker, Mark jmarkp1109@comcast.net
Pictures at an Exhibition

Parker, Robert W. rwp@nctv.com
Design Cubes and Contour/Cross Contour Faces (P)
Restructured Cube/Box Sculpture (P)

Parsons, Teresa Teresa.parsons@risd.org
Tie Dye with Procion Dye (P)

Patino, Maria maria_patino1@hotmail.com
S.I.P. 2010

Pauken, Michelle michellepauken@sbcglobal.net
Teaching Non-Western Art to Secondary Suburbanites (P)

Perry, Stephanie stperry@austinisd.org
How to Create a Fine Arts Festival (P)

Pesha Green, Debbie dgreen1@houstonisd.org
Handmade Journals and Sketchbooks (P)

Peterson, Sara www.spectrumglass.com
Glass Fusing for Art Educators

TAEA 2010 Conference Presenters

(P) Indicates lead presenter

Peyrani, Mandy mandyp@mandyp.com
Art Revolution! (P)

Phillips, Julie julie.phillips@fwisd.org
Unlocking the Connection of Missions and Presidios

Pierson, Jennifer jbirch@esc5.net
The Art of Math (P)

Pontus, Dani dani@danipontus.com
Art Revolution!
E-Portfolio & E-Assessment for TAEA (P)

Present, Scott spresent@colartusa.com
Exploring Abstract Expressionism (P)

Prince, Mitzi imprintz2002@yahoo.com
Paper Sculptures (Recycling the Yellow Pages) (P)
Reading an Architect's Scale/Creating a Floorplan (P)

Pringle, Rodger rpringle2797@lcu.edu
April Art for Home-Schooled Students

Printz, Candace zurest@gmail.com
IB Investigative Workbooks (P)
Photoshop Basics (P)

Pruitt, Debbie deborahpruitt@hotmail.com
Area V Meeting (P)
Travel the World through Art (P)

Rader, Marsha mmrader@libertyisd.net
State Fish Art Contest (P)

Raygoza, Shannon sraygoza@pasadenaisd.org
Mystery Art Challenge Workshop Using Technology (P)

Reedy, Donna donna.reedy@fortbendisd.com
AP Portfolios That Get a 5!!! (P)

Reiman, Rhonda rhonda.reiman@midwayisd.org
Mixed Media Madness (P)

Reinke, Barb breinke@crayola.com
New to Profession

Rice, Kristen queenkristen3@aol.com
Public Art in your Classroom and Community (P)

Richeson, Michael michael@richesonart.com
Acrylic Beauty on a Budget w/ an Eye to the Planet (P)
Art Noise: Omnipotent Academic Acrylics (P)

Ringe, Gerald
TAEA Members Speak Out on NCLB

Roath, Elizabeth elizaroath@hotmail.com
Junior League Involvement in Art Museum Education (P)

Rocha, Amanda AR1506@txstate.edu
Clay Busts

Rohlfing, Dean ldr@d--originals.com
The Magic of Zentangle

Rose-Segrest, Jennifer jenrosesegrest@yahoo.com
<http://www.jenrosesegrest.com>
Addressing School & Community Culture through Art (P)

Rowan, Treena tmkrowan@yahoo.com
iWash: Creating Value (P)

Rutledge, Caity crutledge@mtvernonisd.com
Constructivist Learning Theory in the Classroom (P)

Ryan, Dr. Michael beverly.fletcher@fwisd.org
Innovative Fine Arts Professional Development

Sajda, Roberta rodon@flash.net
Retired Art Educator Meeting (P)

Salmon, Liz liz.salmon@risd.org
Bowl Making the Easy Way (P)

Sandagata, Robb rsandagata@davisart.com
Engaging Students through Digital Textbooks

Sandoe, Jeff ezimmerman@amaco.com
Fun and Whimsical Clay and Underglaze Figures (P)
Picasso Reliefs with Glaze Combinations (P)

Satterwhite, Victoria vsatterwhite@alvinisd.net
I See England! I See France! For Free! (P)

Savage, Lisa lsavage@alvinisd.net
I See England! I See France! For Free!

Schaefer, Rebecca beccaschaef@yahoo.com
100 Things You Learn Your First Year Teaching (P)

Schatz, Kate kate.schatz@risd.org
Bowl Making the Easy Way

Schiebel, Jennifer jschiebel1@kleinisd.net
Art Club Makes Me Smile (P)

Schmid, Stephanie moonshine1483@yahoo.com
Dias de los Muertos K-5 Unit Plan (P)

Schooling, Kyla
So You Think You Saw What Happened?

TAEA 2010 Conference Presenters

(P) Indicates lead presenter

Schroer, Janie janieschroer@yahoo.com
If Only I had Known! Secrets to Landing a Job (P)

Scott, Rebecca Rebecca.Scott@Killeenisd.org
The Art of Trading Cards Miniature Masterpieces

Sears, Adrienne adrienne.sears@dsisd.txed.net
Secondary Art Warm Ups for Creative Engagement (P)

Seay, Judy jpseay@aol.com
Reduction Block Printing (P)

Sheerwood, Catherine
In Stella's Style: Relief Painting

Shelton, Arlene arleneshelton@msn.com
If You Live in the Fort Worth Area, Join AENCT

Sherrill, Rhonda rsherrill@dentonisd.org
Dragons, Pandas, and Hello Kitty
Elementary Ideas That Work

Shore, Sarah Sarah.Shore@nisd.net
Positive Outcomes In Negative Space

Shorter, Amie amieshorter@katyisd.org
"The ART of Rock-N-Roll" (P)

Sievers, Mike mike@skutt.com
Solving the Mysteries of Your Kiln (P)

Silverthorne, Tiffany tiffany.silverthorne@gpisd.org
Tips-Tricks-Techniques-Takeaways

Sims, Deborah deborah.sims@fwisd.org
Unlocking the Connection of Missions and Presidios (P)

Sipp, Emily
Casting Glass in Class

Slaughter, Kendra kendraishome@gmail.com
How to Make Art History a Blast from the Past

Slay, Carrie carrie.slay@txkisd.net
Surrealism Mixed Media Portraits

Smith, Deanna desmith@mckinneyisd.net
3D Thiebaud/Different Twist to Papier Mache (P)
iVerb Computer and Digital Art Design (P)

Smith, Janie janiex@satx.rr.com
How to Make Art History a Blast from the Past

Smith, Julie julie.smith@killeenisd.org
Casting Glass in Class (P)

Smith, Lindsey lindseyscottsmith@gmail.com
Building Student Artist Identity in the Museum (P)
Teachers' Choice: Top 10 Artworks at the MFAH (P)

Smith, Tamytha tamytha@smu.edu
Art Museums Serving w/Interdisciplinary Programs (P)

Snow, Jonathan yukibeing@yahoo.com
Aesthetics in Art (P)

Snowden, Sherry Snowdens20@hotmail.com
Good Luck Hands=Good Luck Projects (P)
Printmaking with Snap-Blocks (P)

Sommerman, Cindy sommermanc@cfbisd.edu
College Board AP Studio Art Panel Discussion:Cons

Spangler, Pamela spanglerp@castleberryisd.net
In Your Face Workshop (P)

Speer, Connie sales@americanceramics.com
Glass Fusion Magic (P)

Stennett, Myron myron.stennett@risd.org
Investigate and Explore Student Dialogue about Art (P)

Stephens, Danielle dstephens@mfah.org
Engaging Young Learners with Works of Art
Visual Literacy and Contemporary Culture (P)

Stephens, Danielle dstephens@mfah.org
Making the Most of Your Museum Visit

Stienecker, Dawn dawnstien@yahoo.com
Genuine Landmarks (P)
Collaboration Strategies for Art Educators

Stitz, Lisa isitz@royal-isd.net
Cartoonize Yourself! Pop Art Self-Portraits (P)

Strickland, Emily stricklande@cfbisd.edu
Art Scavenger Hunts (P)

Strickland, Nancy
nancy.strickland@cartermuseum.org
Iconology Loves Technology at Amon Carter Museum (P)

Sturgell, Stacy ssturgell@dentonisd.org
Dragons, Pandas, and Hello Kitty
Elementary Ideas That Work

Tapia, Juliet jtapia@austin.rr.com
The Museum as Meta-Text: Views from the Metroplex (P)

Taylor, Sally edenhound@tannertaylor.com
Put Up A Crane - A Community Installation Project (P)

TAEA 2010 Conference Presenters

(P) Indicates lead presenter

Teel, Robbyne rteel@midlandisd.net
Bottle Cap Rings (P)
Glass Painting (P)

Temple, Kim Kimltemple@sbcglobal.net
Simple and Successful K-1+ (P)

Theisen, Olive ojtheisen@gmail.com
A Fresh Look at John T. Biggers and His Art (P)

Thomas, Isaac isaact7@hotmail.com
Value of Sketchbooks in the Art Room (P)

Thomas, Samuel mrrartofficial@gmail.com
Empowering Student Artists as Intellectuals (P)

Tieman, Meredith mtieman1@kleinisd.net
Art Club Makes Me Smile

Timme, Matthew matthew.timme@gmail.com
Remote Alaskan Villages & Art Education Practice (P)

Trevino, Lacey ltrevi11@neisd.net
Pages and Pages of Possibilities (P)

Truitt, Janice janice.truitt@pisd.edu
Supervisors Meeting (P)

Tucker, Stacey stacectucker@hotmail.com
April Art for Home-Schooled Students

Turner, Robyn montanatx@austin.rr.com
Art from the Streets Documentary (P)
The Changing Landscape of 21st-C Art Education (P)

Vangalis, Angela angie@txlac.org
Zentangle For Stress Relief, Focus and Creativity (P)

VanRysdam, Cheryl
cheryl.vanrysdam@humble.k12.tx.us
Made In China!

Viteb, Edie ediesretreat@gmail.com
Clay Sun Masks (P)

Vogt, Tamara tvogt@austinisd.org
Multi-Media Projects for Elementary Art (P)
My Art is Special

Von Steiger, Elizabeth
elizabeth.vonsteiger@leanderisd.org
<http://classroom.leanderisd.org/webs/elizabeth.vonsteiger>
Line Drawing and Shading in Photoshop (P)

Waggoner, Sarah sarah.waggoner@gpisd.org
Tips-Tricks-Techniques-Takeaways

Walker-Millar, Kathie kmillar@mcm.edu
Narrative Clay Corners (P)

Walkup, Nancy nwalkup@dentonisd.org
Dragons, Pandas, and Hello Kitty (P)
Effective Advocacy for the 21st Century (P)
Elementary Ideas That Work (P)
Engaging Students through Digital Textbooks (P)
Meaningful Dia de los Muertos Installations

Walton, Stephanie
stephanie.walton@springbranchisd.com
Inexpensive Sketchbooks and Daily Warm-Ups (P)

Waltz, Ann Marie waltz183@earthlink.net
Community Speaks through Children's Art (P)

Warwick, Sharon sharonwarwick46@yahoo.com
Art Criticism- a New and Better Way (P)
Meaningful Dia de los Muertos Installations (P)

Wenger, Gina gina.wenger@mnsu.edu
Art of Internment: Examining the Student Artworks (P)

Westervelt, Tamera twestervelt@coppellisd.com
Successful AP Portfolios Strategies (P)

White, Heather hwhite@mfah.org
Engaging Young Learners with Works of Art (P)
Making the Most of Your Museum Visit
Visual Literacy and Contemporary Culture

Whiteland, Susan susan.whiteland@unt.edu
Twist & Wrap: Creating Recycled Newspaper Baskets (P)

Wiggins, Amelia awiggins@starkmuseum.org
Art Museum as a Resource to Teach AP Art History
Colors to Dye For (P)

Wilbur, Lynda lynda.wilbur@gmail.com
The Museum as Meta-Text: Views from the Metroplex

Wild, Beth beth@cwa-arts.com
Basic Acrylic Color Mixing (P)
Creating Texture in Acrylic (P)
The Next Steps in Acrylic (P)
Water Soluble Oils with a Difference (P)

Wilke, Cliff cwilke6408@lcu.edu
April Art for Home-Schooled Students

Wilson, Casey caseylwilson@gmail.com
The Museum as Meta-Text: Views from the Metroplex

TAEA 2010 Conference Presenters

(P) Indicates lead presenter

Wood, Sharlena acryliced@tri-art.ca
Acrylic Beauty on a Budget w/ an Eye to the Planet
Art Noise: Omnipotent Academic Acrylics

Woodall, Grace grace.woodall@pisd.edu
100 Things You Learn Your First Year Teaching

Wyndham, Pauline kshelton@maycocolors.com
Crystal Sheer Flower (P)
Red Fuzzy Flower (P)
Tan Tapestry (P)

Wynne, Alexandra Alwynne1988@yahoo.com
Casting Glass in Class

Young, Connie cyoung@banderaisd.net
High School Signature Series (P)

Yount, Katherine kat@sidrichardsonmuseum.org
Codes of Life

Zemis-Morris, Cindy cindy.morris@masonisd.net
Textured Prisma Resist Drawings (P)

Zepeda, Elizabeth lizarrific@yahoo.com
Printmaking Reductive Fun (P)
Simple Serigraphy (P)

NATIONAL ART EDUCATION ASSOCIATION

Just some of the benefits YOU receive as an NAEA member:

- Subscriptions to *Art Education* and *NAEA News*—bi-monthly magazine and newsletter
- Access to exclusive classroom and curriculum building tools—including peer-reviewed lesson plans and classroom galleries powered by Artsonia
- Interaction with colleagues and an opportunity to showcase your art through personalized e-Portfolios powered by Digication
- Discounts on a variety of insurance programs, including medical, professional liability, and GEICO auto insurance
- Savings on NAEA National Convention registration fees
- Discounts on premier resources through NAEA's Bookstore, including *Studies in Art Education* at the exclusive member price
- Opportunities for National Grants and Awards

Toll free: 1-800-299-8321

www.naea-reston.org

CERTIFICATE OF ATTENDANCE

AWARDED TO

TAEA Annual Conference, November 10-14, 2010, Austin, Texas

Presented by

Texas Art Education Association

CPE ID 500358

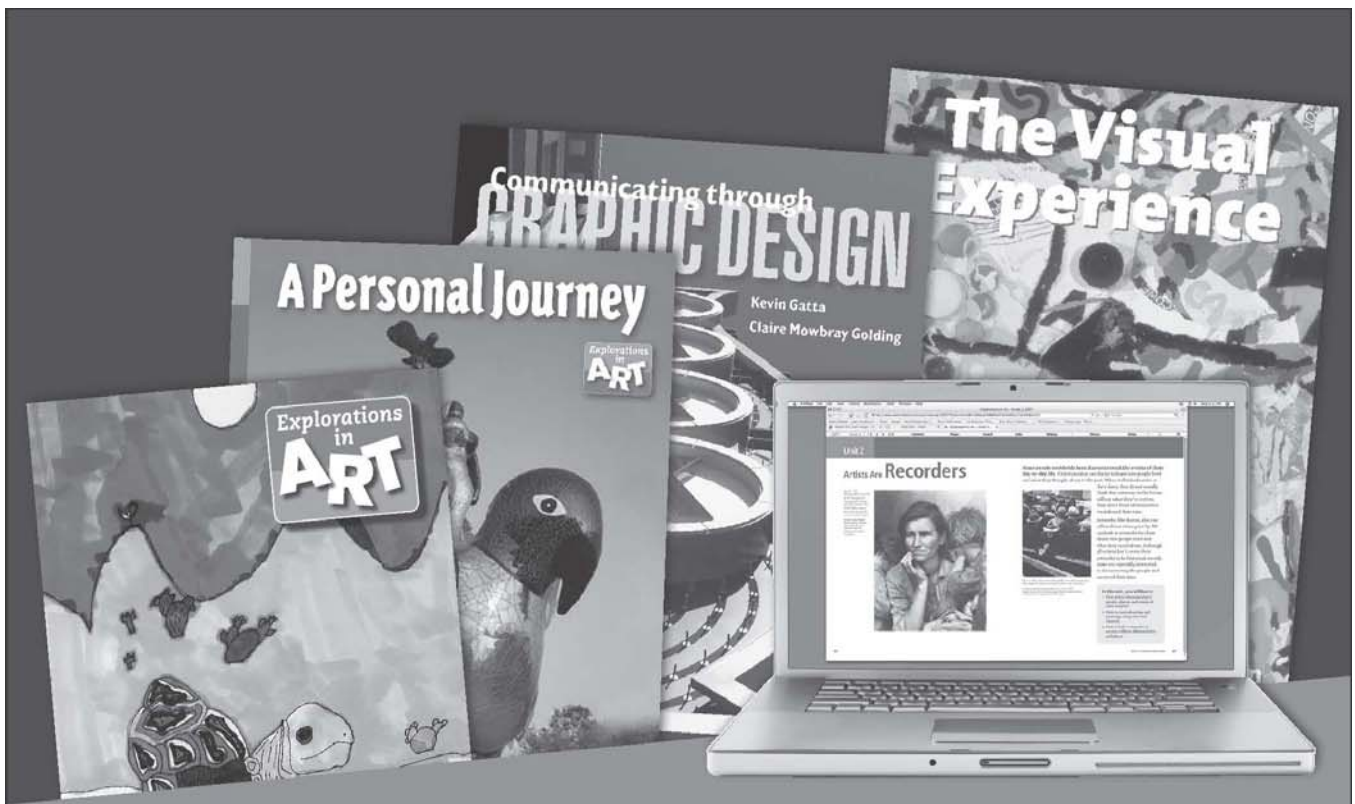
PDC or CPE hours may be acquired during this conference. It is the responsibility of the attendee to provide their ISD with appropriate documentation.

Cheryl Evans

Cheryl Evans
TAEA President

Linda Fleetwood

Linda Fleetwood
TAEA President Elect



"Schools offering students the most access to arts education have the highest graduation rates."
—*Staying in School*, study done by the NYC Public Schools

Art provides students with an entry into experiencing academic success.

Look to Davis Publications for effective support that strengthens your art curriculum and reinforces skills in other academic subject areas.

K–12 Print & Digital Art Programs

- Explorations in Art, K–8
- Exploring Visual Design
- The Visual Experience
- Davis Studio Series



For more information, visit davisart.com, call 800-533-2847, email contactus@davisart.com.

“Every Day Matters – 50 Years of Art Education in Texas”

Texas Art Education Association will celebrate 50 years of creativity, quality in-service, and opportunity for professional growth in visual arts education. Make plans to join in the celebration at the 2011 November conference in Galveston.



Galveston Moody Gardens
November 9 – 13, 2011



Seven Hope Boulevard Galveston, Texas
Phone (409) 741-8484 | Toll Free (888) 388-8484
www.moodygardens.com

